

P-30 READY

L (mm)

NR. SORGENTI
NR. LIGHT SOURCES

2700K

3000K

4000K

Figura
Image

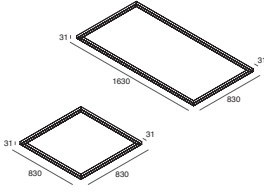
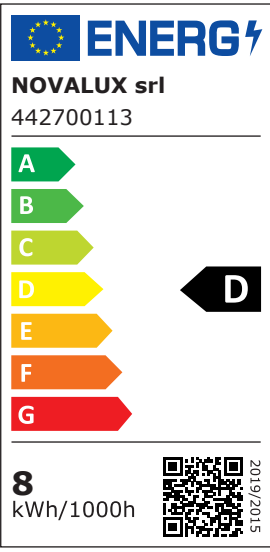
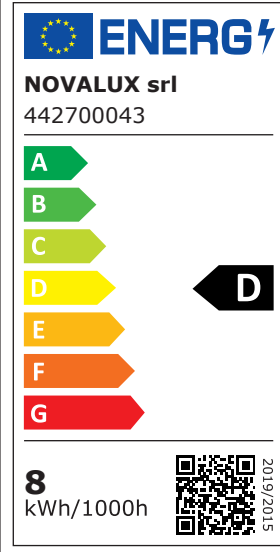
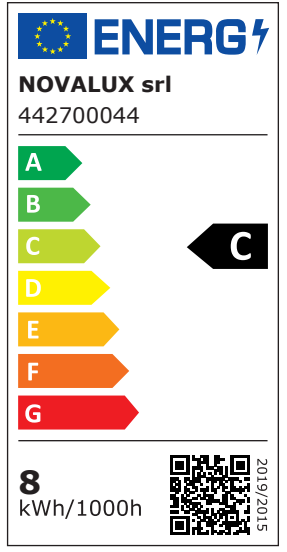
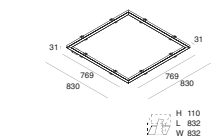
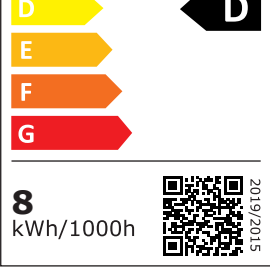
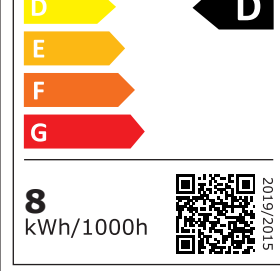
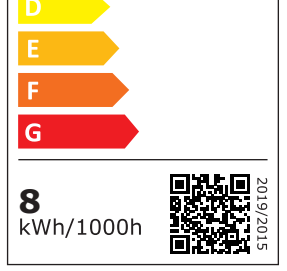
<p>PLAFONE/SOSPENSIONE CEILING/SUSPENSION</p> 	<p>830x830 1630x830</p>	<p>4 6</p>				<p>1</p>
<p>INCASSO RECESSED MOUNTED</p>  <p>H 110 L 832 W 832</p>	<p>830x830</p>	<p>4</p>				<p>1</p>

Figura
Image

1

