

HERO PLUS C

L (mm)

NR. SORGENTI
NR. LIGHT SOURCES

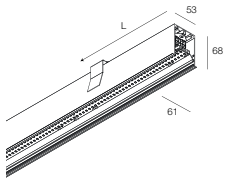
2700K

3000K

4000K

Figura
Image

PROFILO LED LINEARE
LINEAR LED PROFILE

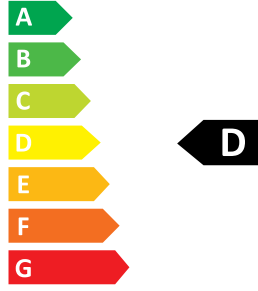


1120
1400
1680

4
5
6



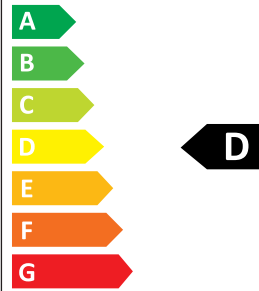
NOVALUX srl
442700214



7
kWh/1000h



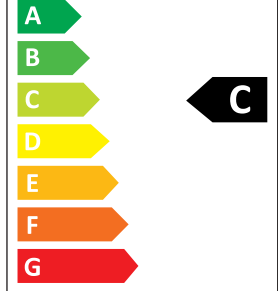
NOVALUX srl
442700215



7
kWh/1000h



NOVALUX srl
442700216

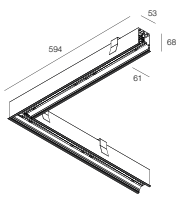


7
kWh/1000h



1

PROFILO LED ANGOLARE 90°
90° CORNER LED PROFILE



594X594

4

HERO PLUS C

L (mm)

NR. SORGENTI
NR. LIGHT SOURCES

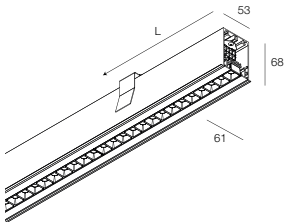
2700K

3000K

4000K

Figura
Image

PROFILO LED LINEARE
MICRO OTTICHE
MICRO-OPTICS LINEAR
LED PROFILE




840
1400

3
5



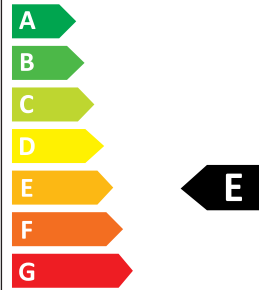
NOVALUX srl
442700217



7
kWh/1000h



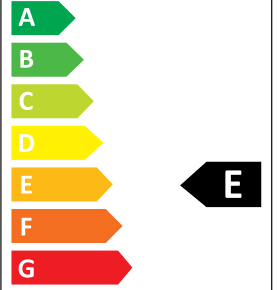
NOVALUX srl
442700218



7
kWh/1000h



NOVALUX srl
442700219



7
kWh/1000h



2

HERO PLUS C

L (mm)

NR. SORGENTI
NR. LIGHT SOURCES

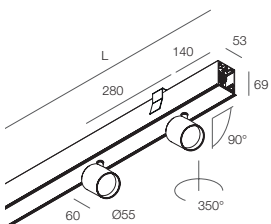
2700K

3000K

4000K

Figura
Image

PROFILO LED LINEARE SPOT
SPOT LINEAR LED PROFILE




1120

2



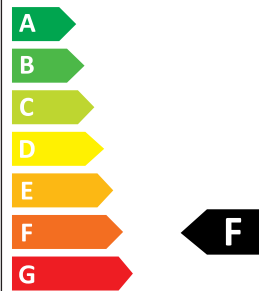
Bridgelux
BXRE-27G0800-D-73



13
kWh/1000h




Bridgelux
BXRE-30G0800-D-73



13
kWh/1000h



Bridgelux
BXRE-40G0800-D-73



13
kWh/1000h



3

Figura
Image
1

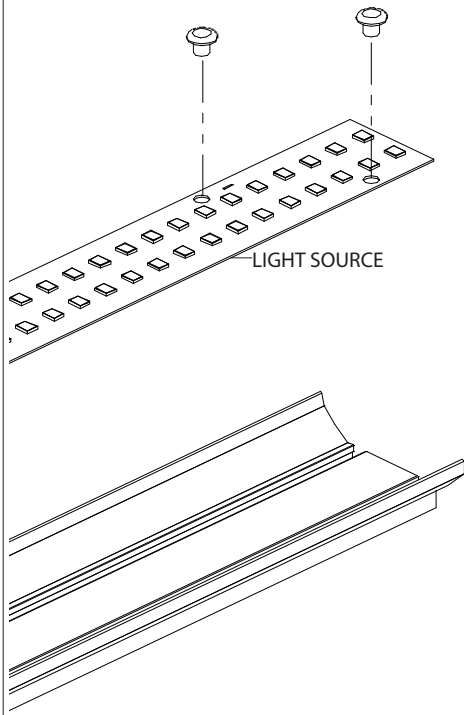


Figura
Image
2

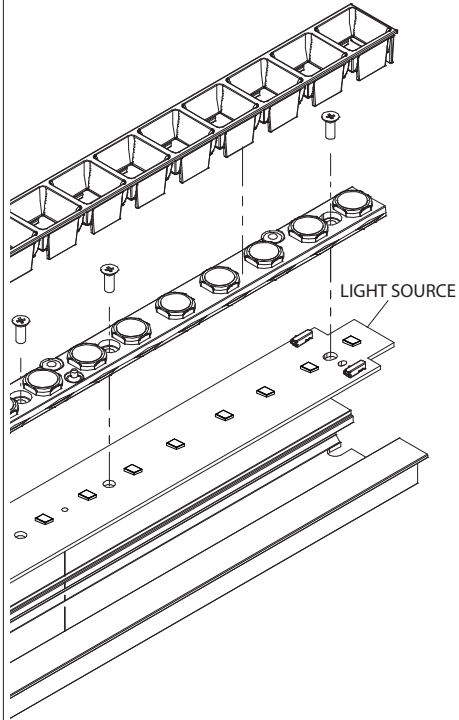


Figura
Image
3

