

HALOS MINI  
EMISSIONE DIRETTA  
DIRECT EMISSION

Ø (mm)

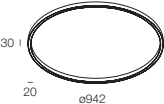
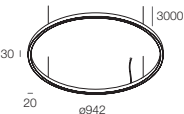
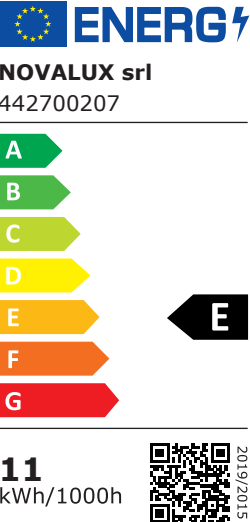
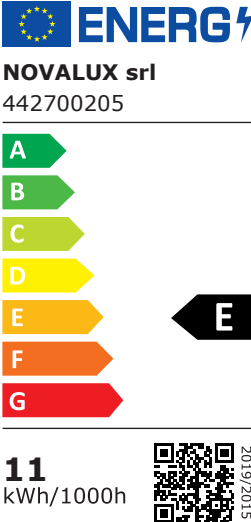
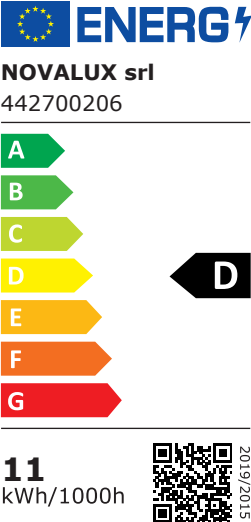
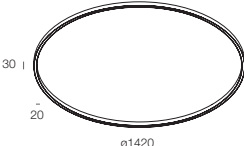
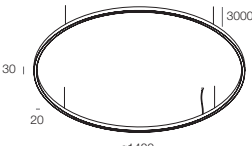

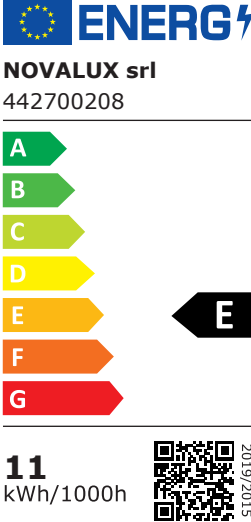
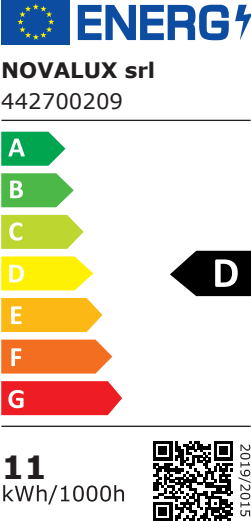
NR. SORGENTI  
NR. LIGHT SOURCES

2700K

3000K

4000K

Figura  
Image

<p>PLAFONE/PARETE CEILING/WALL</p>  <p>SOSPENSIONE SUSPENSION</p> 	942	6	<p></p>	<p></p>	<p></p>	1
<p>PLAFONE/PARETE CEILING/WALL</p>  <p>SOSPENSIONE SUSPENSION</p> 	1420	9	<p></p>	<p></p>	<p></p>	

