


# HERO C

## COMPOSIZIONI

### ON/OFF, DALI, PUSH

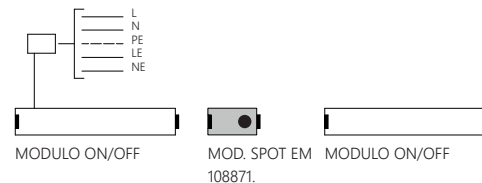
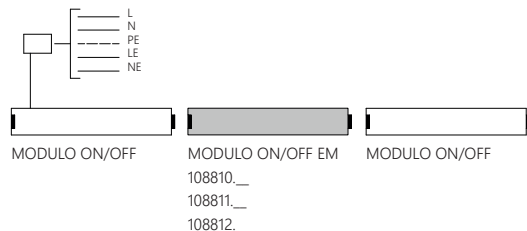


In caso di manutenzione togliere tensione.  
Always switch-off the power supply before carrying out any maintenance.  
Si consiglia di effettuare l'installazione a cura di personale qualificato.  
The installation should be done by qualified personnel.

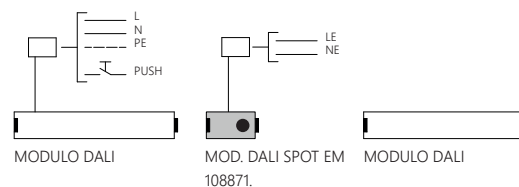
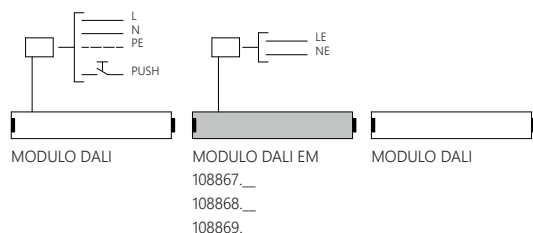
Alimentazione 220-240V 50/60 Hz  
Power supply 220-240V 50/60 Hz

07-22

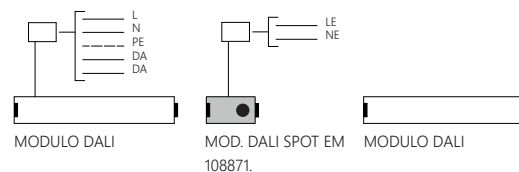
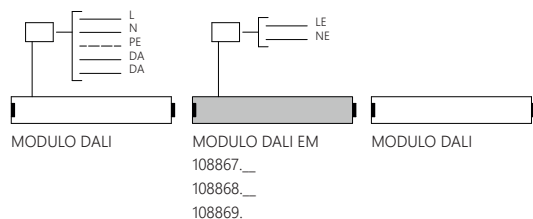
## 1 ON/OFF



## 2 PUSH



## 3 DALI (bus DALI generato da dispositivo esterno / bus DALI provided by external device)



## 4 DALI (bus DALI generato da modulo 108682.\_\_ / bus DALI provided by 108682.\_\_ module)

