


HERO B COMPOSIZIONI ON/OFF, DALI, PUSH

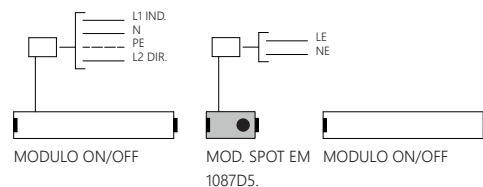
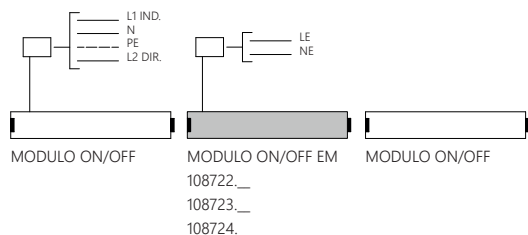


In caso di manutenzione togliere tensione.
Always switch-off the power supply before carrying out any maintenance.
Si consiglia di effettuare l'installazione a cura di personale qualificato.
The installation should be done by qualified personnel.

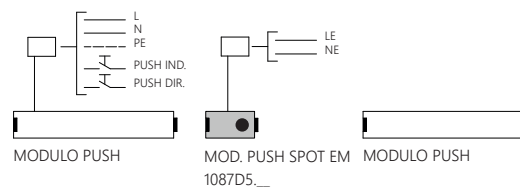
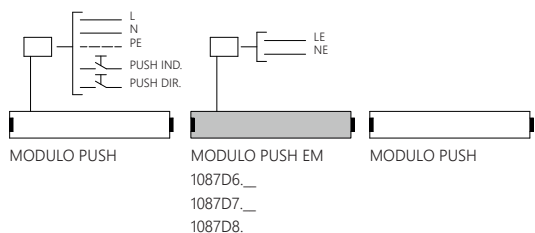
Alimentazione 220-240V 50/60 Hz
Power supply 220-240V 50/60 Hz

07-22

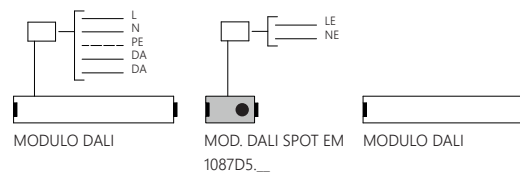
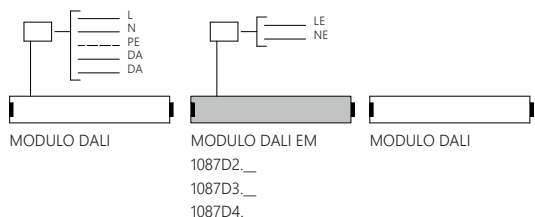
1 ON/OFF



2 PUSH



3 DALI (bus DALI generato da dispositivo esterno / bus DALI provided by external device)



4 DALI (bus DALI generato da modulo 108682. / bus DALI provided by 108682. module)

