

# PROFILED TONDO

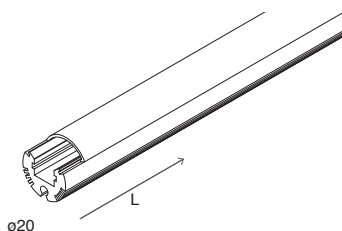
Profilo dissipante per Strip LED in lega di alluminio verniciata bianca, testate di chiusura in polimero termoplastico, schermo diffusore ad inserimento a scatto in PMMA opale. Schermo diffusore e testate di chiusura inclusi.  
Kit di sospensione, staffe per installazione a parete, strip LED e alimentatore 24Vdc da ordinare a parte.

Non esporre a intemperie o luce solare diretta e non inserire in materiale isolante.

Dissipating profile for Strip LED made of white powder coated aluminium alloy, end caps made of thermoplastic polymer, screen made of opal finish PMMA. Diffuser and end caps included.

Suspension kit, wall brackets, strip LED and driver 24Vdc to be ordered separately.

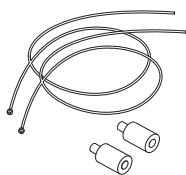
Do not expose to bad weather or direct sunlight and do not insert into insulating material.



CODE	<input type="checkbox"/>	L (mm)	Diffuser
<b>105401.01</b>		2000	Opale / Opal

## PROFILED TONDO

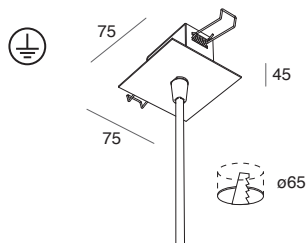
### ACCESSORI ACCESSORIES



**KIT SOSPENSIONE**  
Cavi in acciaio L 2000 mm  
con terminale in ottone cromato.

CODE	L (mm)
<b>105403.99</b>	2000

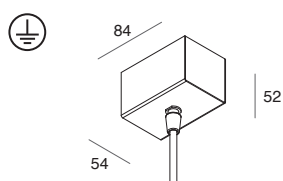
**SUSPENSION KIT**  
Steel cables L 2000 mm  
with tile pipes made of chromed brass.



**KIT DI ALIMENTAZIONE  
PER SOSPENSIONE**  
rosone ad incasso in controsoffitto  
di spessore da 5 a 15 mm.  
Cavo con guaina bianca.

CODE	<input type="checkbox"/>	L (mm)	Cavo / Cable (mm <sup>2</sup> )
<b>103319.01</b>		1200	3x0,75


**POWER SUPPLY FOR SUSPENSION**  
recessed ceiling mounted canopy  
for thickness from 5 up to 15 mm.  
Cable with white sheath.



**KIT DI ALIMENTAZIONE  
PER SOSPENSIONE**  
rosone a plafone.  
Cavo con guaina bianca.

CODE	<input type="checkbox"/>	L (mm)	Cavo / Cable (mm <sup>2</sup> )
<b>103320.01</b>		1200	3x0,75

**POWER SUPPLY  
FOR SUSPENSION**  
ceiling mounted canopy.  
Cable with white sheath.



**STAFFE PARETE (2 pz.)**  
**WALL BRACKETS (2 pcs)**

CODE	<input type="checkbox"/>
<b>105402.01</b>	



**GIUNTO LINEARE (1 pz.)**  
**LINEAR JUNCTION (1 pc)**

CODE

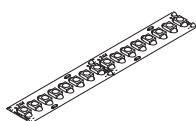
**105414.99**



**TESTATE DI CHIUSURA (2 pz.)**  
Da prevedere in caso di utilizzo  
di sezioni di profilo tagliate in opera.

CODE	<input type="checkbox"/>
<b>105404.01</b>	

**END CAPS (2 pcs)**  
To be used for sections  
of profile cut on site.



### STRIP LED

Pag. 446

Per ottenere uniformità di luminanza nelle  
installazioni con schermo a vista, utilizzare strip  
LED 19,2W/m, 22W/m, 8,8W/m (24Vdc),  
o 17W/m (48Vdc).

To achieve luminance uniformity when installed  
with clearly visible diffusers, the strip LED to be  
used is 19,2W/m, 22W/m, 8,8W/m (24Vdc),  
or 17W/m (48Vdc).