



# P-30 STRIP LED


- **FLESSIBILITÀ DELLE MISURE**  
FLEXIBILITY IN TERMS OF LENGTHS
- **COVER CON PROIETTORI ORIENTABILI MIR 6W (FASCI 20°/40°)  
O GALA 9W (FASCI 14°/34°) E ALIMENTAZIONE INTEGRATA**  
COVER WITH ADJUSTABLE SPOTLIGHTS MIR 6W (BEAMS 20°/40°)  
OR GALA 9W (BEAMS 14°/34°) AND INTEGRATED POWER SUPPLY
- **VANO PER PASSAGGIO CAVI  
PER SOLUZIONI MONOEMISSIONE**  
CABLE PASSAGE COMPARTMENT  
FOR MONOEMISSION VERSIONS
- **GAMMA DI FLUSSO E TEMPERATURA DI COLORE,  
RESA CROMATICA FINO A CRI>90**  
OPTIONS ON FLUX AND COLOR TEMPERATURE,  
COLOR RENDERING UP TO CRI>90
- **SCHERMO OPALE FINO A L. 6,5 m**  
OPAL DIFFUSER UP TO L. 6,5 m



# P-30 STRIP LED

Sistema LED lineare installabile singolo o in fila continua, a plafone, sospensione, incasso o parete, componibile con strip LED, COVER SPOT LED o cover cieca.

Stand alone or continuous line LED system for ceiling, suspended, recessed or wall installation. to be completed with strip LED, COVER SPOT LED, or blind cover.



**NEW**

- 20 caffè
- 21 cappuccino
- 02 nero/black  
incasso/recessed

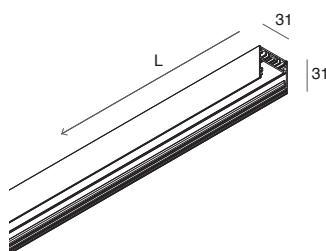


## PROFILO

Profilo in lega di alluminio verniciata a polvere tagliabile a misura in opera. Kit di giunzione incluso. Schermo opale/profilo di chiusura/cover spot LED, testate terminali, accessori per la sospensione, Strip LED ed alimentatore elettronico remoto da ordinare a parte.

## PROFILE

Profile made of powder coated aluminium alloy, cuttable to measure on site. Included junction kit. Diffuser/cover profile/spot LED cover, end caps, kit for suspended installation, Strip LED and remote electronic driver to be ordered separately.



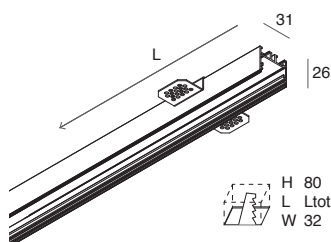
### PROFILO PLAFONE / SOSPENSIONE

Cover superiore inclusa.  
Installabile max 1 strip LED.

### CEILING / SUSPENSION MOUNTED PROFILE

Top cover included.  
Max 1 strip LED can be placed.

CODE					L (mm)
105835. __	01	02	20	21	800
105836. __	01	02	20	21	1600
105837. __	01	02	20	21	2400



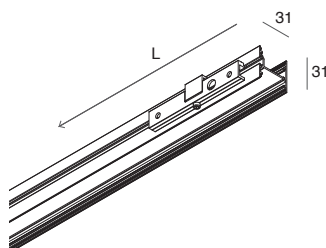
### PROFILO INCASSO

per cartongesso sp. 12,5 mm.  
Staffe di installazione incluse.  
Installabile max 1 strip LED.

### RECESSED MOUNTED PROFILE

for 12,5 mm plasterboard.  
Installation brackets included.  
Max 1 strip LED can be placed.

CODE			L (mm)
105838. __	01	02	800
105839. __	01	02	1600
105840. __	01	02	2400



### PROFILO PARETE

Installabile a luce diretta e/o indiretta.  
Staffe incluse, cover cieca e/o diffusore  
da ordinare a parte. Installabili max 1 strip  
LED per ciascun vano ottico.

### WALL MOUNTED PROFILE

Can be installed with direct and/or indirect  
light. Brackets included, cover profile and/  
or diffuser to be ordered separately.  
Max 1 strip LED for each optical  
compartment.

CODE					L (mm)
105849. __	01	02	20	21	800
105850. __	01	02	20	21	1600
105851. __	01	02	20	21	2400

# P-30 NEW

## STRIP LED SPOT MIR

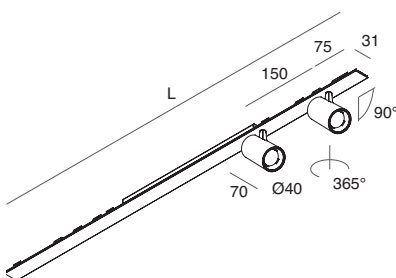


### COVER SPOT LED MIR

Da associare al profilo vuoto per strip LED. Non idoneo per profilo a parete.  
Profilo in lega di alluminio verniciata a polvere, proiettori orientabili in lega di alluminio pressofuso verniciati a polvere e riflettori satinati neri. Alimentatore elettronico incluso.  
Profilo P-30 STRIP LED, testate terminali ed accessori per la sospensione da ordinare a parte.

### SPOT LED MIR COVER

To be associated with empty profile for strip LED. Not suitable for wall-mounting profile.  
Profile made of powder coated aluminium alloy, adjustable spot made of die-cast aluminium alloy and black satin optics. Electronic driver included.  
P-30 STRIP LED profile, end caps and kit for suspended installation to be ordered separately.



### 2 SPOT MIR

#### 2700K

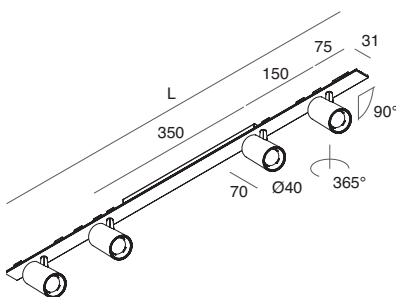
L (mm)	POWER	BEAM	FLUX	CODE				
800	2x6W	20°	950 lm	<b>105879</b> ._._	01	02	20	21
800	2x6W	40°	970 lm	<b>105880</b> ._._	01	02	20	21

#### 3000K

L (mm)	POWER	BEAM	FLUX	CODE				
800	2x6W	20°	950 lm	<b>105881</b> ._._	01	02	20	21
800	2x6W	40°	970 lm	<b>105882</b> ._._	01	02	20	21

#### 4000K

L (mm)	POWER	BEAM	FLUX	CODE				
800	2x6W	20°	1054 lm	<b>105883</b> ._._	01	02	20	21
800	2x6W	40°	1078 lm	<b>105884</b> ._._	01	02	20	21



### 4 SPOT MIR

#### 2700K

L (mm)	POWER	BEAM	FLUX	CODE				
800	4x6W	20°	1900 lm	<b>105885</b> ._._	01	02	20	21
800	4x6W	40°	1940 lm	<b>105886</b> ._._	01	02	20	21

#### 3000K

L (mm)	POWER	BEAM	FLUX	CODE				
800	4x6W	20°	1900 lm	<b>105887</b> ._._	01	02	20	21
800	4x6W	40°	1940 lm	<b>105888</b> ._._	01	02	20	21

#### 4000K

L (mm)	POWER	BEAM	FLUX	CODE				
800	4x6W	20°	2108 lm	<b>105889</b> ._._	01	02	20	21
800	4x6W	40°	2156 lm	<b>105890</b> ._._	01	02	20	21

# P-30 STRIP LED SPOT GALA



## COVER SPOT LED GALA

Da associare al profilo vuoto per strip LED. Non idoneo per profilo a parete.  
 Profilo in lega di alluminio verniciata a polvere, proiettore orientabile in lega di alluminio pressofuso verniciato a polvere e lente in policarbonato.  
 Alimentatore elettronico e kit di giunzione inclusi.  
 Testate terminali ed accessori per la sospensione da ordinare a parte.

## SPOT LED GALA COVER

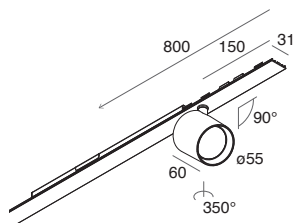
To be associated with empty profile for strip LED.  
 Not suitable for wall-mounting profile.  
 Profile made of powder coated aluminium alloy, adjustable spot made of die-cast aluminium alloy and lens in polycarbonate.  
 Electronic driver and junction kit included.  
 End caps and kit for suspended installation to be ordered separately.

**NEW**

- 2700K
- 20 caffè
- 21 cappuccino



### 1 SPOT GALA



#### 2700K

L (mm)	POWER	BEAM	FLUX	CODE				
800	9W	14°	821 lm	<b>1058B6</b> ._._	<b>01</b>	<b>02</b>	<b>20</b>	<b>21</b>
800	9W	34°	864 lm	<b>1058B7</b> ._._	<b>01</b>	<b>02</b>	<b>20</b>	<b>21</b>

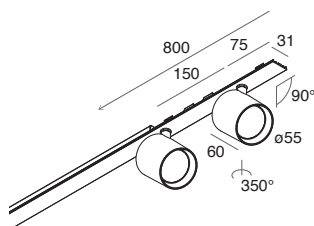
#### 3000K

L (mm)	POWER	BEAM	FLUX	CODE				
800	9W	14°	856 lm	<b>1058B8</b> ._._	<b>01</b>	<b>02</b>	<b>20</b>	<b>21</b>
800	9W	34°	901 lm	<b>1058B9</b> ._._	<b>01</b>	<b>02</b>	<b>20</b>	<b>21</b>

#### 4000K

L (mm)	POWER	BEAM	FLUX	CODE				
800	9W	14°	901 lm	<b>1058C0</b> ._._	<b>01</b>	<b>02</b>	<b>20</b>	<b>21</b>
800	9W	34°	991 lm	<b>1058C1</b> ._._	<b>01</b>	<b>02</b>	<b>20</b>	<b>21</b>

### 2 SPOT GALA



#### 2700K

L (mm)	POWER	BEAM	FLUX	CODE				
800	2X9W	14°	1642 lm	<b>1058C2</b> ._._	<b>01</b>	<b>02</b>	<b>20</b>	<b>21</b>
800	2X9W	34°	1728 lm	<b>1058C3</b> ._._	<b>01</b>	<b>02</b>	<b>20</b>	<b>21</b>

#### 3000K

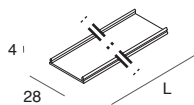
L (mm)	POWER	BEAM	FLUX	CODE				
800	2X9W	14°	1712 lm	<b>105845</b> ._._	<b>01</b>	<b>02</b>	<b>20</b>	<b>21</b>
800	2X9W	34°	1802 lm	<b>105846</b> ._._	<b>01</b>	<b>02</b>	<b>20</b>	<b>21</b>

#### 4000K

L (mm)	POWER	BEAM	FLUX	CODE				
800	2X9W	14°	1883 lm	<b>105847</b> ._._	<b>01</b>	<b>02</b>	<b>20</b>	<b>21</b>
800	2X9W	34°	1982 lm	<b>105848</b> ._._	<b>01</b>	<b>02</b>	<b>20</b>	<b>21</b>

## P-30 STRIP LED

### ACCESSORI ACCESSORIES



SCHERMO DIFFUSORE  
ad incastro a filo

FLUSH DIFFUSER

CODE L (mm)

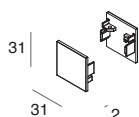
**103360.99** 800

**103313.99** 1600

**103314.99** 2400

\* **103315.99** 6500

\* Schermo 6,5m consigliato per installazioni in fila continua  
6,5m screen recommended for continuous line installations

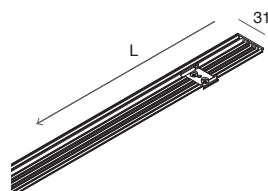


TESTATE TERMINALI (2 pz.)

END CAPS (2 pcs)

CODE

**103316. \_\_** 01 02 20 21



PROFILO DI CHIUSURA  
molle incluse.

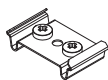
COVER PROFILE  
springs included.

CODE     L (mm)

**103363. \_\_** 01 02 20 21 800

**103324. \_\_** 01 02 20 21 1600

**103325. \_\_** 01 02 20 21 2400

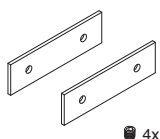


MOLLA PER PROFILO DI CHIUSURA  
da prevedere in caso di taglio in opera del  
profilo e riutilizzo della parte rimanente.

SPRING FOR COVER PROFILE  
to be used when a profile is cut on site  
and the remaining part is reused.

CODE

**103326.99**



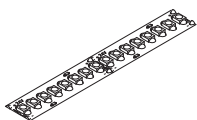
4x

KIT DI GIUNZIONE  
da prevedere in caso di taglio in opera del  
profilo e riutilizzo della parte rimanente.

SPRING FOR COVER PROFILE  
to be used when a profile is cut on site  
and the remaining part is reused.

CODE

**103317.99**



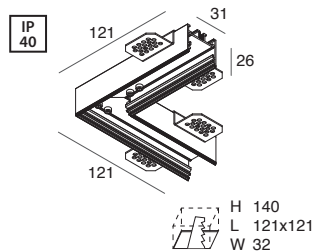
### STRIP LED

Pag. 408

Per ottenere uniformità di luminanza nelle  
installazioni con schermo a vista utilizzare strip  
LED 19,2W/m, 22W/m, 8,8W/m (24Vdc),  
o 17W/m (48Vdc).  
Installabile una sola strip LED per lato.

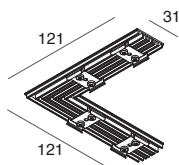
To achieve luminance uniformity, when installed  
with clearly visible diffusers, the strip LED to be  
used is 19,2W/m, 22W/m, 8,8W/m (24Vdc), or  
17W/m (48Vdc). Max 1 strip LED can be placed  
for each side.

## P-30 STRIP LED

ACCESSORI PER INSTALLAZIONE AD INCASSO  
ACCESSORIES FOR RECESSED MOUNTED

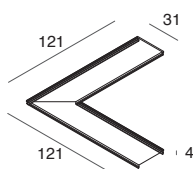
**GIUNTO a L**  
per cartongesso di spessore 12,5 mm,  
kit di giunzione incluso.  
Prevedere 100 mm di strip LED per ogni lato.  
Schermi opali e profili di chiusura da ordinare  
a parte.

**L JUNCTION**  
for 12,5mm plasterboard, junction kit included.  
Provide 100 mm of strip LED per each side.  
Opal diffuser and cover profiles to be ordered  
separately.

CODE  **103328. \_\_ 01 02**

**PROFILO DI CHIUSURA**  
per GIUNTO a L  
molle incluse.

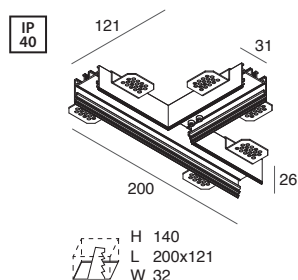
**L JUNCTION COVER**  
springs included.

CODE  **103329. \_\_ 01 02**

**SCHERMO OPALE**  
per GIUNTO a L ad incastro a filo

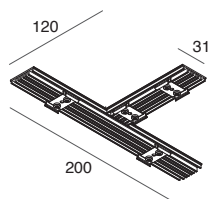
**FLUSH DIFFUSER**  
for L JUNCTION

CODE

**103330.99**

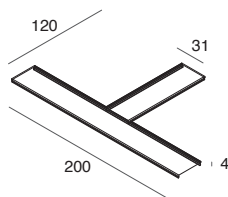
**GIUNTO a T**  
per cartongesso di spessore 12,5 mm,  
kit di giunzione incluso.  
Prevedere 200 mm + 100 mm di strip LED.  
Schermi opali e profili di chiusura da ordinare a  
parte.

**T JUNCTION**  
for 12,5 mm plasterboard, junction kit included.  
Provide 200 mm + 100 mm of strip LED.  
Opal diffusers and cover profiles to be ordered  
separately.

CODE  **103332. \_\_ 01 02**

**PROFILO DI CHIUSURA**  
per GIUNTO a T  
molle incluse.

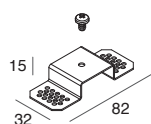
**T JUNCTION COVER**  
springs included.

CODE  **103333. \_\_ 01 02**

**SCHERMO OPALE**  
per GIUNTO a T ad incastro a filo

**FLUSH DIFFUSER**  
for T JUNCTION

CODE

**103334.99**

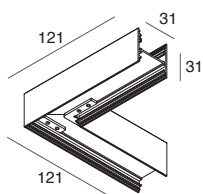
**STAFFA PER INCASSO (1 pz.)**  
da prevedere in caso di taglio in opera del  
profilo e riutilizzo della parte rimanente.  
Prevedere 2 pz per ogni tratto.

**RECESSED MOUNTED BRACKET (1 pc)**  
to be used when a profile is cut on site and the  
remaining part is reused.  
2 pcs required per each portion.

CODE

**103359.99**

## P-30 STRIP LED

ACCESSORI PER INSTALLAZIONE A PLAFONE / SOSPENSIONE  
ACCESSORIES FOR CEILING / SUSPENSION MOUNTINGIP  
40

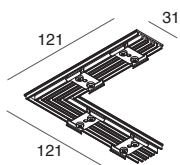
GIUNTO a L  
kit di giunzione incluso.  
Prevedere 100 mm di strip LED per ogni lato.  
Schermi opali e profili di chiusura da ordinare a parte.

L JUNCTION  
junction kit included.  
Provide 100 mm of strip LED per each side.  
Opal diffusers and cover profiles to be ordered separately.

CODE



103327. __	01	02	20	21
------------	----	----	----	----



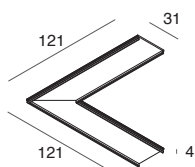
PROFILO DI CHIUSURA  
per GIUNTO a L  
molle incluse.

L JUNCTION COVER  
springs included.

CODE



103329. __	01	02	20	21
------------	----	----	----	----

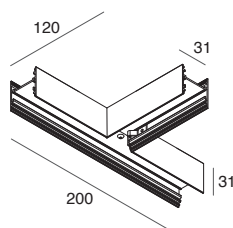


SCHERMO OPALE per GIUNTO a L  
ad incastro a filo

FLUSH DIFFUSER  
for L JUNCTION

CODE

103330.99	
-----------	--

IP  
40

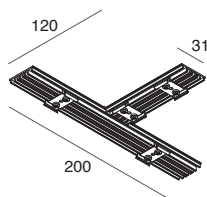
GIUNTO a T  
kit di giunzione incluso.  
Prevedere 200 mm + 100 mm di strip LED  
Schermi opali e profili di chiusura da ordinare a parte.

T JUNCTION  
for 12,5 mm plasterboard, junction kit included.  
Provide 200 mm + 100 mm of strip LED.  
Opal diffusers and cover profiles to be ordered separately.

CODE



103331. __	01	02	20	21
------------	----	----	----	----



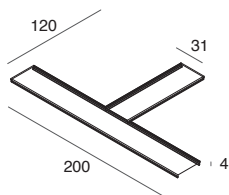
PROFILO DI CHIUSURA  
per GIUNTO a T  
molle incluse.

T JUNCTION COVER  
springs included.

CODE



103333. __	01	02	20	21
------------	----	----	----	----



SCHERMO OPALE  
per GIUNTO a T ad incastro a filo

FLUSH DIFFUSER  
for T JUNCTION

CODE

103334.99	
-----------	--



## P-30 STRIP LED

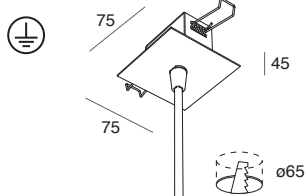
ACCESSORI PER INSTALLAZIONE A PLAFONE / SOSPENSIONE  
ACCESSORIES FOR CEILING / SUSPENSION MOUNTING

CAVO DI SOSPENSIONE (1 pz)  
in acciaio, regolabile.  
Prevedere 3 pz. per profili superiori  
a L 1600 mm.

CODE L (mm)

103318.99 1200

SUSPENSION CABLE (1 pc)  
adjustable, made of steel.  
3 pcs required for profiles over L 1600  
mm.

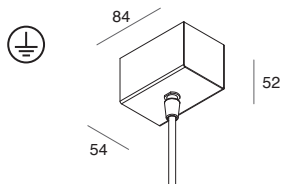


KIT DI ALIMENTAZIONE PER  
SOSPENSIONE  
Rosone ad incasso in controsoffitto  
di spessore da 5 a 15 mm. Cavo con  
guaina in tinta per bianco o nero e  
trasparente per caffè e cappuccino.

CODE     L (mm) Cavo / Cable (mm<sup>2</sup>)

103319.\_\_\_\_ 01 02 20 21 1200 3x0,75

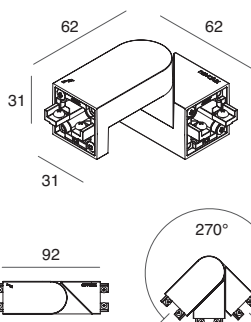
POWER SUPPLY FOR SUSPENSION  
Recessed ceiling mounted canopy for  
thickness from 5 up to 15 mm.  
Cable with matching sheath for white  
or black and transparent for caffè e  
cappuccino.



KIT DI ALIMENTAZIONE PER  
SOSPENSIONE  
Rosone a plafone.  
Cavo con guaina in tinta per bianco  
o nero e trasparente per caffè e  
cappuccino.  
POWER SUPPLY FOR SUSPENSION  
Ceiling mounted canopy.  
Cable with matching sheath for white  
or black and transparent for caffè e  
cappuccino.

CODE     L (mm) Cavo / Cable (mm<sup>2</sup>)

103320.\_\_\_\_ 01 02 20 21 1200 3x0,75



GIUNTO SNODATO  
per composizioni a sospensione.

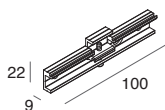
CODE     Cavo / Cable

105853.\_\_\_\_ 01 02 20 21 3x1,5

ADJUSTABLE JUNCTION  
for suspended compositions.

105854.\_\_\_\_ 01 02 20 21 Senza cavo - Without cable

## P-30 STRIP LED

ACCESSORI PER INSTALLAZIONE A PARETE  
ACCESSORIES FOR WALL MOUNTED

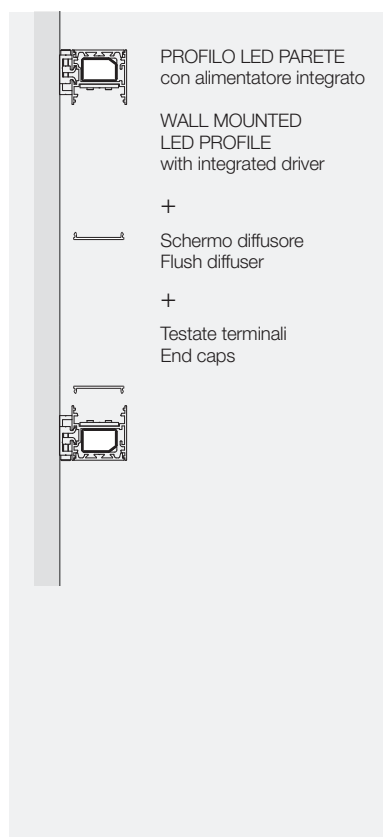
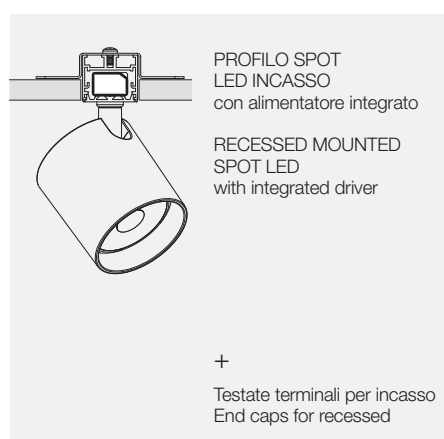
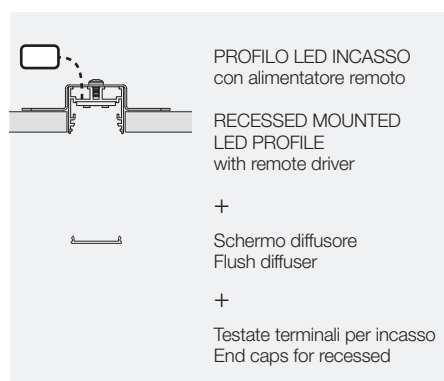
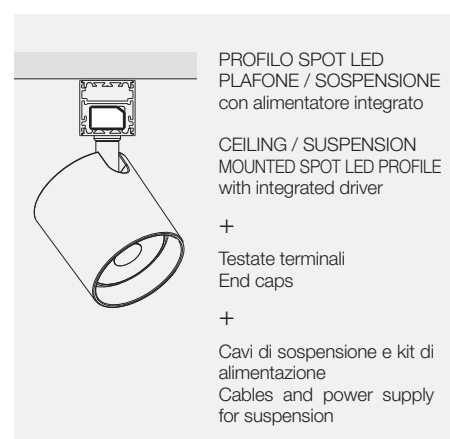
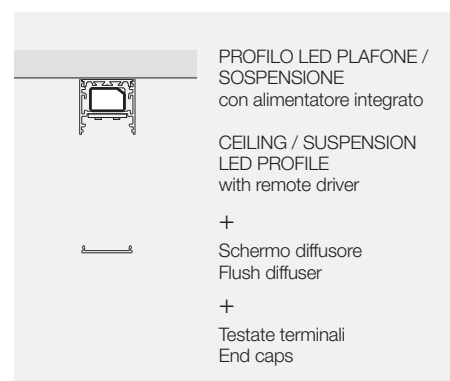
STAFFA A PARETE (1 pz)  
da prevedere in caso di taglio  
in opera del profilo per parete e  
riutilizzo della parte rimanente.  
Prevedere 2 pz per ogni tratto.

CODE

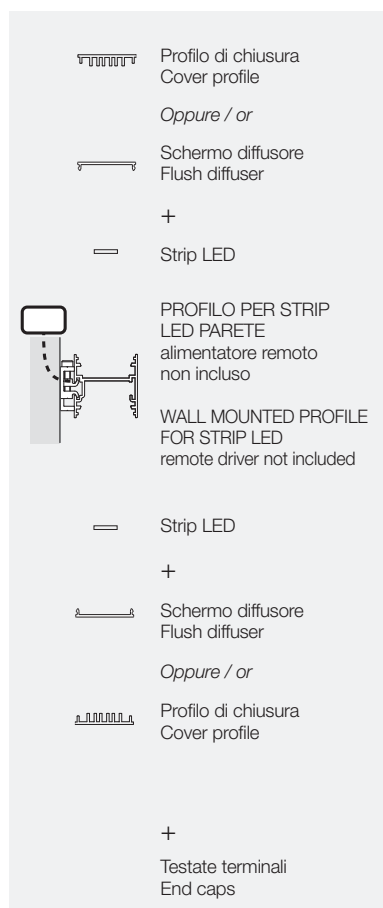
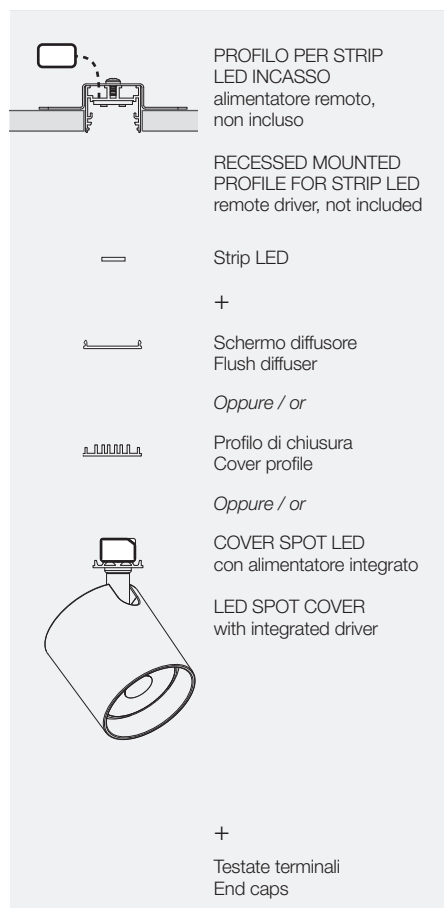
103323.\_\_\_\_ 01 02 20 21

WALL BRACKET (1 pc)  
to be used when a wall mounting  
profile is cut on site and the  
remaining part is reused.  
2 pcs required per each portion.

## P-30 PCB

PARETE  
WALLINCASSO  
RECESSEDPLAFONE / SOSPENSIONE  
CEILING / SUSPENSION

## P-30 STRIPLED

PARETE  
WALLINCASSO  
RECESSEDPLAFONE / SOSPENSIONE  
CEILING / SUSPENSION