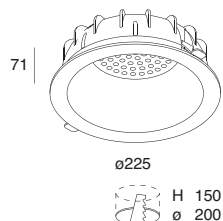




GINNY

Downlight LED UGR<19 per installazione ad incasso in battuta su controsoffitto.
Cornice in materiale termoplastico stampato bianco, dissipatore in lega di alluminio verniciato a polvere, riflettore con metallizzazione in alluminio puro 99,9%, per deposizione in alto vuoto.
Schermo trasparente e molle in acciaio armonico, per fissaggio a controsoffitto di spessore 5-15 mm. Alimentazione elettronica inclusa.

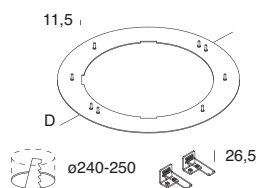
LED downlight UGR<19 for false ceiling recessed installation. Frame made of thermoplastic material white printed, dissipater made of aluminium alloy, powder coated. Reflector made of aluminium alloy coated with deposition of super pure aluminium (99,9%) by high vacuum process.
Transparent screen, springs for fixing to false ceiling (thickness up to 15mm) made of harmonic steel. Electronic driver included.



POWER	BEAM	FLUX	3000K	FLUX	4000K
25W	68°	2750 lm	<input type="checkbox"/>	2934 lm	<input type="checkbox"/>
			104201.01		104202.01

GINNY

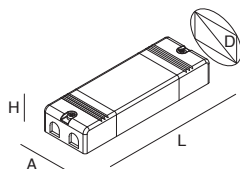
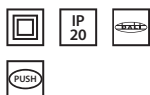
ACCESSORI ACCESSORIES



ADATTATORE
per installazione in foro da incasso
240-250 mm

ADAPTOR
For recessed installation hole
240-250 mm

CODE	D (mm)
11814.01	280

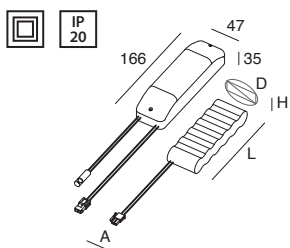


ALIMENTATORE ELETTRONICO
DIMMERABILE 220-240V 50/60Hz

ELECTRONIC DIMMABLE DRIVER
220-240V 50/60Hz

CODE	POWER	A (mm)	D (mm)	H (mm)	L (mm)
101324.99	25W	52	58	23	119

NEW



KIT DI EMERGENZA
da installare sul controsoffitto
a lato del prodotto.

EMERGENCY KIT
to place on the false ceiling
next to the fixture.

CODE	TIME CHARGE	A (mm)	D (mm)	H (mm)	L (mm)
18002.99	1h 24h	46	59	23	138
18003.99	1,5h 12h 3h 24h	80	92	45	212

Flusso in emergenza
Emergency flux

GINNY 25W 25%