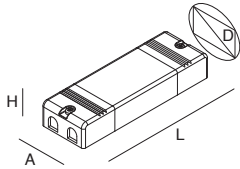


GESTIONE STRIP LED STRIP LED MANAGEMENT

ALIMENTATORI DIMMERABILI ED INTERFACCE DI DIMMERAZIONE DIMMABLE POWER SUPPLIES AND DIMMING INTERFACES

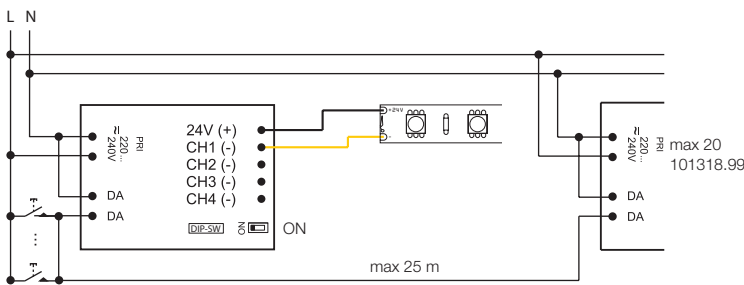


ALIMENTATORE ELETTRONICO STABILIZZATO
DIMMERABILE 4CH DALI DT6/DT8 24Vdc
220-240V 50/60Hz
Gestione DALI/PUSH per Strip LED bianche.
Gestione DALI per Strip LED RGB/RGBW e
Tunable White.

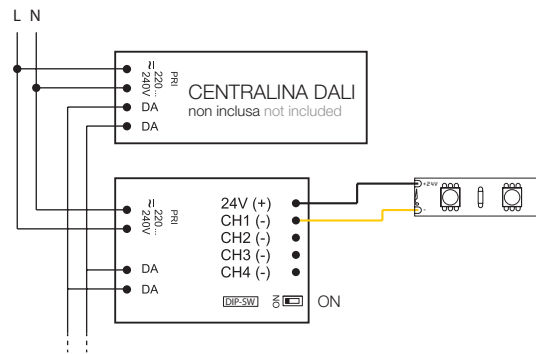
ELECTRONIC STABILIZED DIMMABLE DRIVER
4CH DALI DT6/DT8 24Vdc 220-240V 50/60Hz
DALI/PUSH for white strip LED.
DALI for RGB/RGBW and Tunable White.

CODE	POWER	A (mm)	D (mm)	H (mm)	L (mm)
101318.99	80W	32	40	22	346

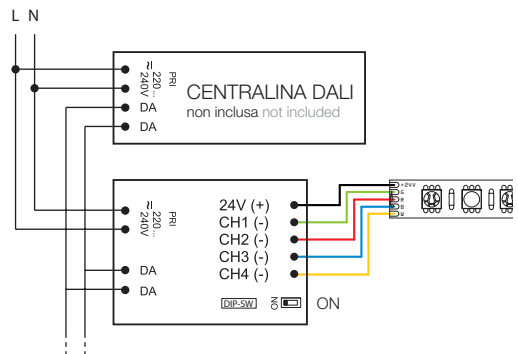
STRIPLED BIANCHE - Schema di collegamento PUSH
STRIPLED WHITE - PUSH wiring scheme



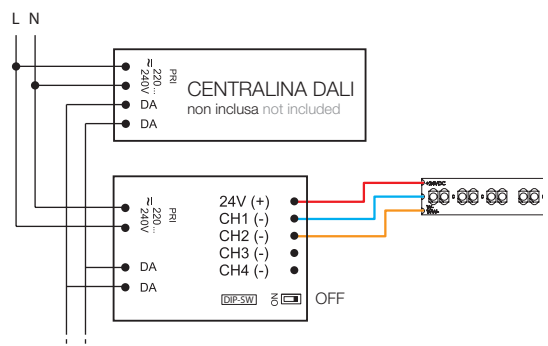
STRIPLED BIANCHE - Schema di collegamento DALI
STRIPLED WHITE - DALI wiring scheme



STRIPLED RGB/RGBW - Schema di collegamento DALI
STRIPLED RGB/RGBW - DALI wiring scheme

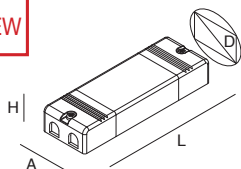


STRIPLED TUNABLE WHITE - Schema di collegamento DALI
STRIPLED TUNABLE WHITE - DALI wiring scheme





NEW

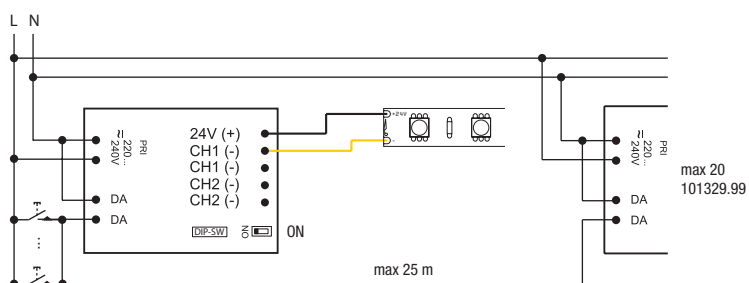


ALIMENTATORE ELETTRONICO STABILIZZATO
DIMMERABILE DALI 2CH DT6/DT8 24Vdc
220-240V 50/60Hz
Gestione DALI/PUSH per strip LED bianche.
Gestione DALI per strip LED Tunable White.

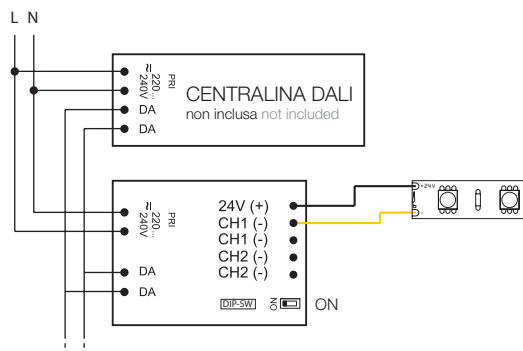
ELECTRONIC STABILIZED DIMMABLE DRIVER
2CH DALI DT6/DT8 24Vdc 220-240V 50/60Hz
DALI/PUSH for white LED strip.
DALI for Tunable White LED strip.

CODE	POWER	A (mm)	D (mm)	H (mm)	L (mm)
101329.99	160W	50	62	35	300

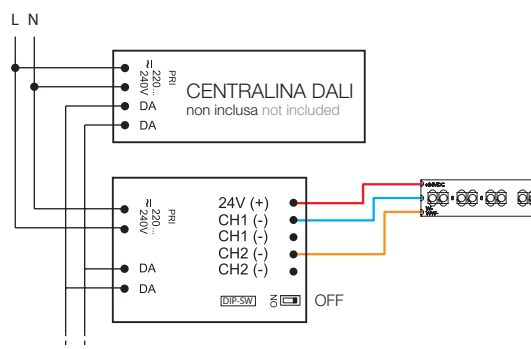
STRIPLED BIANCHE - Schema di collegamento PUSH
STRIPLED WHITE - PUSH wiring scheme



STRIPLED BIANCHE - Schema di collegamento DALI
STRIPLED WHITE - DALI wiring scheme

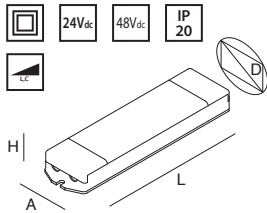


STRIPLED TUNABLE WHITE - Schema di collegamento DALI
STRIPLED TUNABLE WHITE - DALI wiring scheme



GESTIONE STRIP LED STRIP LED MANAGEMENT

ALIMENTATORI DIMMERABILI ED INTERFACCE DI DIMMERAZIONE DIMMABLE POWER SUPPLIES AND DIMMING INTERFACES



INTERFACCIA DI DIMMERAZIONE 24Vdc/48Vdc
PER STRIP LED
Massimo carico 10A.
Da associare ad un alimentatore 24Vdc/48Vdc.

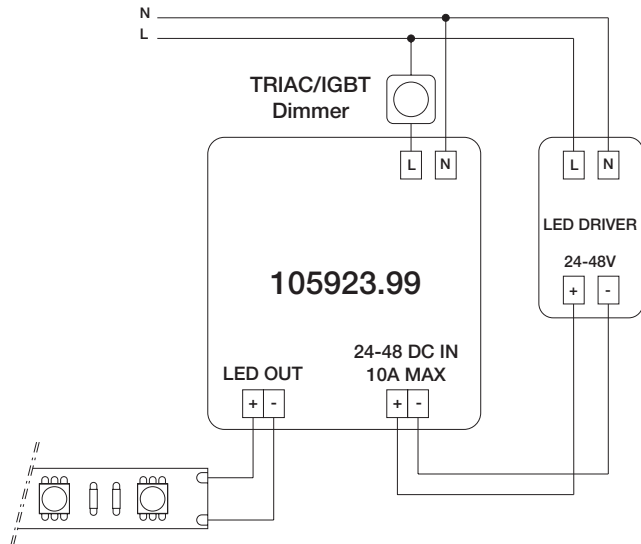
INTERFACE FOR DIMMING 24Vdc/48Vdc
FOR LED STRIP
Maximum load 10A.
To be associated with one driver 24Vdc/48Vdc.

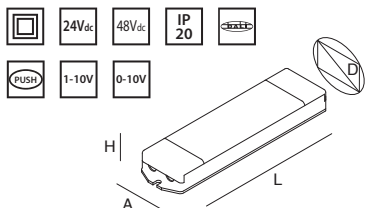
NEW

CODE	A (mm)	D (mm)	H (mm)	L (mm)
105923.99	36	41	20	140

		N° bobine per Interfaccia da collegare in parallelo Nos. reels for each interface to be connected in parallel			
Potenza Alimentatori 24V Drivers power 24V		100W	150W	240W	320W
STRIP LED WHITE					
8,8 W/m	2	3	5	5	
9,6 W/m			1	1	
10 - 11,5 W/m	1	2	4	4	
14,4 W/m	1	2	3	3	
16,5 - 19,2 W/m	1		2	2	
20,5 - 22 W/m		1	2	2	
25 W/m		1			

		N° bobine per Interfaccia da collegare in parallelo Nos. reels for each interface to be connected in parallel	
Potenza Alimentatori 48V Drivers power 48V		100W	320W
STRIP LED WHITE			
17 W/m	1		3





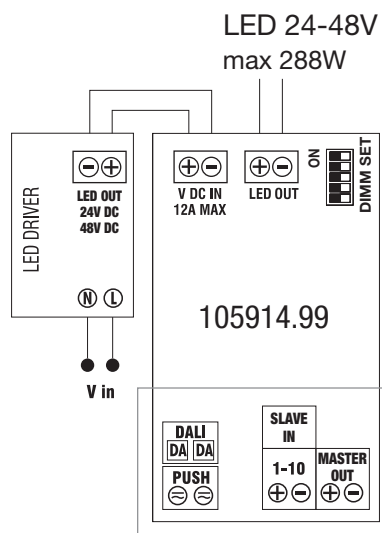
INTERFACCIA DI DIMMERAZIONE 24Vdc/48Vdc
PER STRIP LED
Massimo carico 12Ax1 canale.
Da associare ad un alimentatore 24Vdc/48Vdc.

INTERFACE FOR DIMMING 24Vdc/48Vdc
FOR STRIP LED
Maximum load 12Ax1CH.
To be associated with one driver 24Vdc/48Vdc.

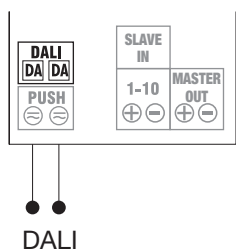
CODE	A (mm)	D (mm)	H (mm)	L (mm)
105914.99	38	44	25	164

		N° bobine per interfaccia da collegare in parallelo Nos. reels for each interface to be connected in parallel			
Potenza Alimentatori 24V Drivers power 24V		100W	150W	240W	320W
STRIP LED WHITE	8,8 W/m	2	3	5	6
	9,6 W/m			1	
	10 - 11,5 W/m	1	2	4	5
	14,4 W/m	1	2	3	4
	16,5 - 19,2 W/m	1		2	3
	20,5 - 22 - 25 W/m		1		2

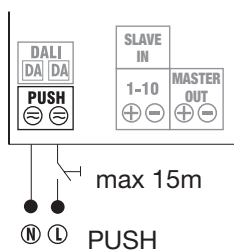
		N° bobine per interfaccia da collegare in parallelo Nos. reels for each interface to be connected in parallel	
Potenza Alimentatori 48V Drivers power 48V		100W	320W
STRIP LED WHITE	17 W/m	1	3



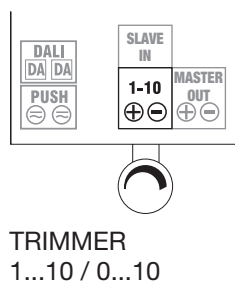
Schema di collegamento DALI



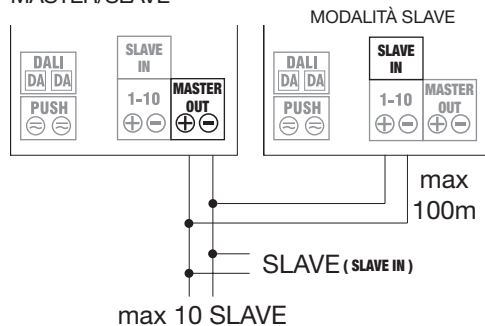
Schema di collegamento PUSH



Schema di collegamento 1...10V, 0...10V



Schema di collegamento MASTER/SLAVE



max 10 SLAVE

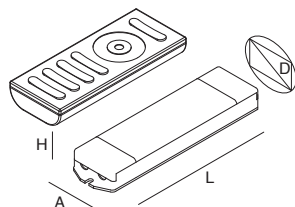
GESTIONE STRIP LED

STRIP LED MANAGEMENT

SISTEMA DI CONTROLLO BASE

BASIC CONTROL SYSTEM

STRIP LED RGB



KIT DI CONTROLLO PER STRIP LED RGB

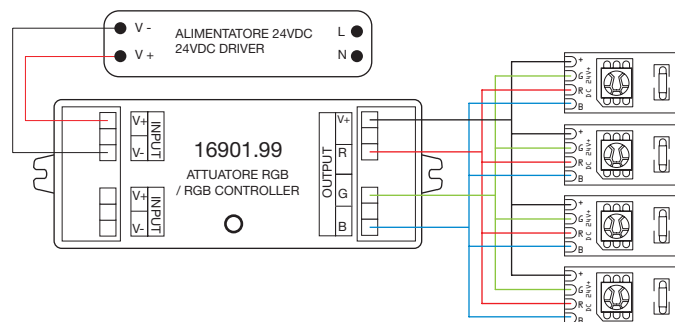
Sistema BASE completo di attuatore e telecomando. Non collegabili attuatori in cascata. Massimo carico 5Ax3 canali. Alimentatore 24Vdc da ordinare a parte.

CONTROL KIT FOR RGB STRIP LED BASIC system with controller and remote control included. Not connectable controllers in cascade. Maximum load 5Ax3CH. Driver 24Vdc to be ordered separately.

CODE	A (mm)	D (mm)	H (mm)	L (mm)
16901.99	47	50	17	145

Potenza Alimentatori Drivers power	N° bobine per Interfaccia da collegare in parallelo Nos. reels for each interface to be connected in parallel			
	100W	150W	240W	320W
STRIP LED RGB 14,4 W/m	1	2	3	4

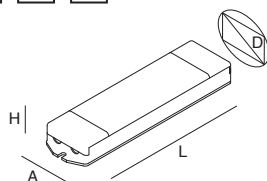
Max 30 m IN ARIA LIBERA
Max 30 m FREE FIELD



SISTEMA DI CONTROLLO AVANZATO

ADVANCED CONTROL SYSTEM

STRIP LED WHITE, RGB, RGB+W, TUNABLE WHITE



ATTUATORE DI CONTROLLO PER STRIP LED WHITE, RGB, RGB+W e TUNABLE WHITE

Sistema AVANZATO alimentatore 24Vdc, dispositivi di controllo (telecomando, controllo da parete od eventuale trasmettitore WiFi) da ordinare a parte. Massimo carico 5Ax4 canali

CONTROLLER FOR STRIP LED WHITE, RGB, RGB+W and TUNABLE WHITE DRIVER ADVANCED System driver 24Vdc, control units (remote control, wall-mounted or WiFi transmitter) to be ordered separately. Maximum load 5Ax4CH.

CODE	A (mm)	D (mm)	H (mm)	L (mm)
16905.99	46	65	22	178



TELECOMANDO PER STRIP LED WHITE

attuatore 16905.99 ed alimentatore 24Vdc da ordinare a parte. Controllo dell'intensità luminosa mediante pad capacitivo, pulsanti dedicati per portare velocemente l'intensità alla percentuale indicata (25%, 50%, 75%, 100%). Ogni telecomando può gestire fino ad un massimo di 4 gruppi e per ogni gruppo fino a 3 diverse scene, utilizzando i pulsanti corrispondenti (S1, S2 e S3). Trasmissione in radio frequenza. Necessita di 3 pile AAA.

REMOTE FOR MANAGING WHITE Strip LED

controller 16905 and driver 24Vdc to be ordered separately. Control of luminous intensity through a capacity pad, buttons dedicated for rapid increase of intensity to the selected parameter (25%, 50%, 75%, 100%). Each remote control can manage up to a max. of 4 groups and up to 3 scenarios per each group by using the corresponding buttons (S1, S2 and S3). RF transmission. 3 AAA batteries are required.

CODE

16906.99

IP
20

TELECOMANDO PER STRIP LED RGB e RGB+W

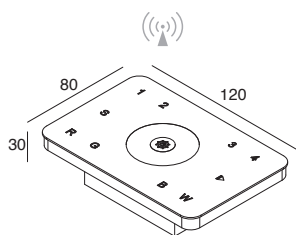
attuatore 16905.99 ed alimentatore 24Vdc da ordinare a parte. Controllo del colore mediante pad capacitivo, controllo della luminosità mediante pulsanti dedicati, possibilità di selezionare 10 show di transizione colore e sequenze colori differenti pre-caricati, oltre alla regolazione della velocità. Ogni telecomando può gestire fino ad un massimo di 4 gruppi e per ogni gruppo fino a 3 colori o 3 diverse scene utilizzando i pulsanti corrispondenti (S1, S2 e S3). Pulsante di richiamo rapido del colore bianco caldo, neutral e freddo. Necessita di 3 pile AAA. Trasmissione in radio frequenza.

CODE

16902.99

REMOTE FOR MANAGING STRIP LED RGB and RGB+W

controller 16905.99 and driver 24Vdc to be ordered separately. Colour control through a capacity pad, control of luminous intensity through dedicated buttons, possibility to select 10 colour changing scenarios and sequences among those pre-uploaded, additionally to speed regulation. Each remote control can manage up to max. 4 groups and up to 3 colours or 3 different scenarios per each group by using the corresponding buttons (S1, S2 and S3). Quick recall button for cold white, neutral white and warm white. 3 AAA buttons are required. RF transmission.

IP
20

CONTROLLO DA PARETE PER STRIP LED RGB e RGB+W

da installare in scatola 503 (non inclusa). Attuatore 16905.99 ed alimentatore 24Vdc da ordinare a parte. Controllo del colore mediante pad capacitivo, controllo della luminosità mediante pulsanti dedicati, possibilità di selezionare 10 show di transizione colore e sequenze colori differenti pre-caricati, oltre alla regolazione della velocità. Ogni controllo può gestire fino a un massimo di 4 gruppi e per ogni gruppo fino a 4 colori o 4 diverse scene. Alimentazione del controllo da parete 220-240V 50/60Hz. Trasmissione in radio frequenza.

CODE

16911.99

WALL- MOUNTED CONTROL UNIT FOR STRIP LED RGB AND RGB+W

to be installed in 503 box (not included). Controller 16905.99 and driver 24Vdc to be ordered separately. Control of colour through a capacity pad, control of luminous intensity through dedicated buttons, possibility to select 10 scenarios of colour changing and sequences among those pre-uploaded, additionally to speed regulation. Each remote control can manage up to max 4 groups and up to 4 colours and 4 different scenarios per each group. Power for wall mounted control at 220-240V 50/60Hz. RF transmission.

IP
20

TELECOMANDO PER STRIP LED TUNABLE WHITE

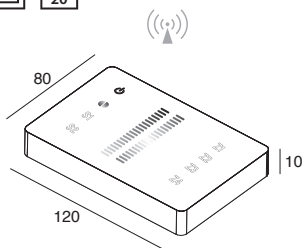
Attuatore 16905.99 ed alimentatore 24Vdc da ordinare a parte. Controllo del colore della luce bianca mediante pad capacitivo, pulsanti dedicati per portare velocemente l'intensità alla percentuale indicata (25%, 50%, 75%, 100%). Il tasto centrale regola l'intensità mediante pressione prolungata. Ogni telecomando può gestire fino ad un massimo di 4 gruppi e per ogni gruppo fino a 3 diverse scene, utilizzando i pulsanti corrispondenti (S1, S2 e S3). Necessita di 3 pile AAA. Trasmissione in radio frequenza.

CODE

16910.99

REMOTE FOR TUNABLE WHITE STRIP LED

Actuator 16905.99 and power supply 24Vdc to be ordered separately. Colour control of white light by means of a capacitive pad with dedicated buttons to quickly bring the intensity up to the indicated percentage (25%, 50%, 75%, 100%). The central button regulates intensity by prolonged pressure. Each remote control can manage up to a maximum of 4 groups and for each group up to 3 different scenes, using the corresponding buttons (S1, S2 and S3). Requires 3 AAA batteries. RF transmission.

IP
20

CONTROLLO DA PARETE PER STRIP LED TUNABLE WHITE

Da installare in scatola 503 (non inclusa). Attuatore 16905.99 ed alimentatore 24Vdc da ordinare a parte. Controllo del colore della luce bianca e dell'intensità mediante pad capacitivi. Ogni controllo può gestire fino a un massimo di 4 gruppi e per ogni gruppo fino a 2 diverse scene. Alimentazione del controllo da parete 220-240V 50/60Hz. Trasmissione in radio frequenza.

CODE

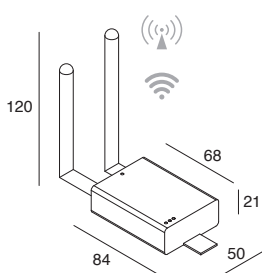
16909.99

WALL MOUNTED CONTROL UNIT FOR TUNABLE WHITE STRIP LED

To be installed in a 503 box (not included). 16905.99 actuator and 24Vdc power supply to be ordered separately. Colour control of white light and intensity by means of capacitive pads. Each control can manage up to a maximum of 4 groups and for each group up to 2 different scenes. 220-240V 50 / 60Hz wall control power supply. RF transmission.

IP
20

24Vdc



TRASMETTITORE WIFI

interfaciabile con dispositivi ANDROID e IOS

attuatore 16905.99 ed alimentatore 24Vdc da ordinare a parte. Tutte le funzioni di controllo possono essere gestite dall'App scaricabile dal market (tramite App si possono gestire fino ad un massimo di 8 gruppi). Nel dimensionamento della potenza dell'alimentatore, considerare 10W di potenza per l'alimentazione del trasmettitore WiFi. Trasmissione in radio frequenza.

CODE

16904.99

WIFI TRANSMITTER

interface with ANDROID and IOS

controller 16905.99 and driver 24Vdc to be ordered separately. All control functions can be managed by an App available on the market for downloading (via App you can manage up to a maximum of 8 groups). While selecting the right driver, one should consider 10W needed to power the WiFi transmitter. RF transmission.

MODALITÀ WHITE

CODE

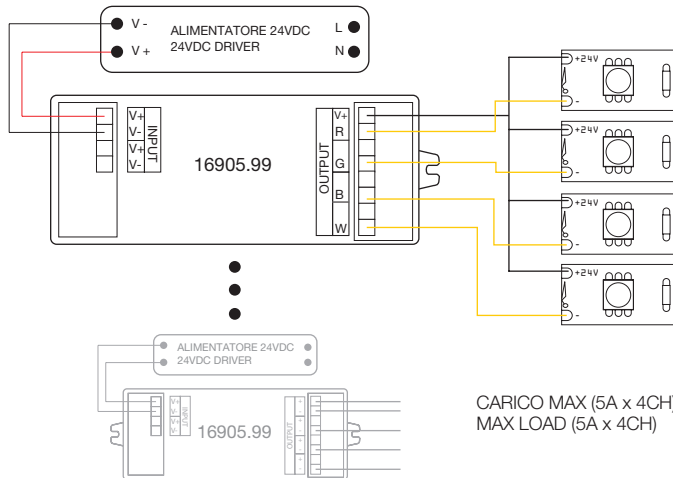
WHITE MODE

16906.99



Max 30 m IN ARIA LIBERA
Max 30 m FREE FIELD

Potenza Alimentatori Drivers power	N° bobine per Interfaccia da collegare in parallelo Nos. reels for each interface to be connected in parallel			
	100W	150W	240W	320W
STRIP LED WHITE				
8,8 W/m	2	3	5	6
10 - 11,5 W/m	1	2	4	5
14,4 W/m	1	2	3	4
16,5 - 19,2 W/m	1		2	3
20,5 - 22 W/m		1		2

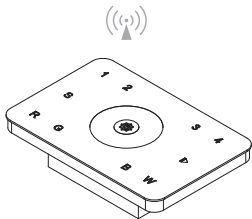


MODALITÀ RGB
E RGB+ WHITE

CODE

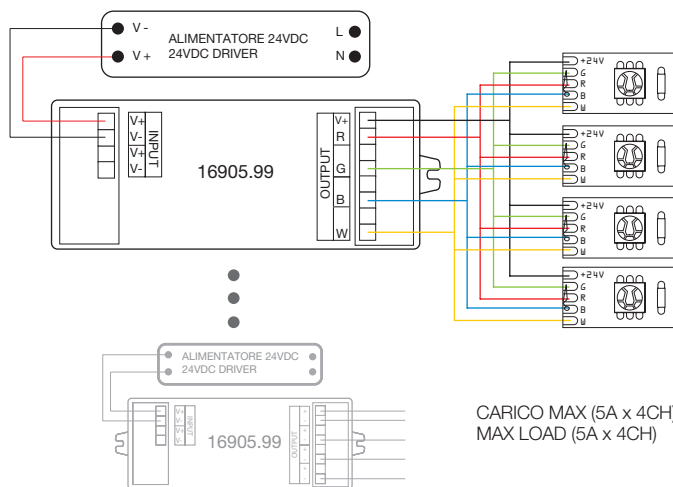
RGB AND
RGB+ WHITE MODE

16902.99
16911.99



Max 30 m IN ARIA LIBERA
Max 30 m FREE FIELD

Potenza Alimentatori Drivers power	N° bobine per Interfaccia da collegare in parallelo Nos. reels for each interface to be connected in parallel			
	100W	150W	240W	320W
STRIP LED RGB				
14,4 W/m	1	2	3	4
STRIP LED RGB+W				
14,4 W/m (7,2 W/m RGB + 7,2 W/m White)	1	2	3	

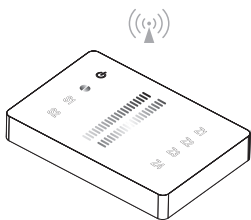


MODALITÀ
TUNABLE WHITE

CODE

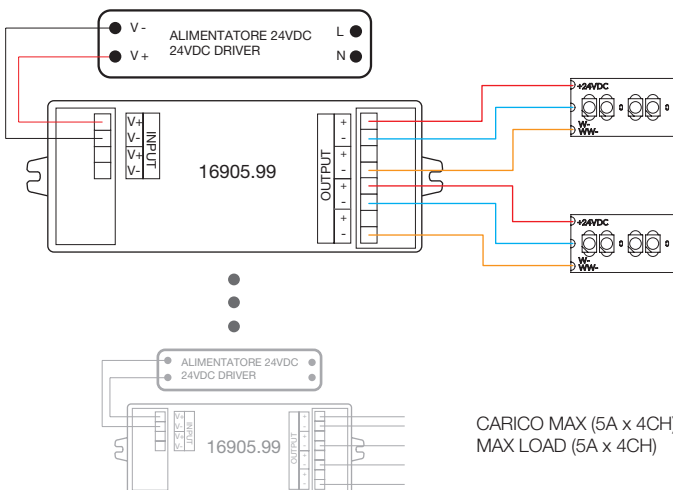
TUNABLE WHITE
MODE

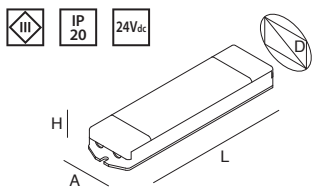
16909.99
16910.99



Max 30 m IN ARIA LIBERA
Max 30 m FREE FIELD

Potenza Alimentatori Drivers power	N° bobine per Interfaccia da collegare in parallelo Nos. reels for each interface to be connected in parallel			
	100W	150W	240W	320W
TUNABLE WHITE				
19,2 W/m	1		2	





AMPLIFICATORE DI SEGNALE PER ATTUATORE 24V RGB/RGB+WHITE/ WHITE alimentatore 24Vdc e Kit di controllo per Strip LED da ordinare a parte. Massimo carico 5Ax4 canali.

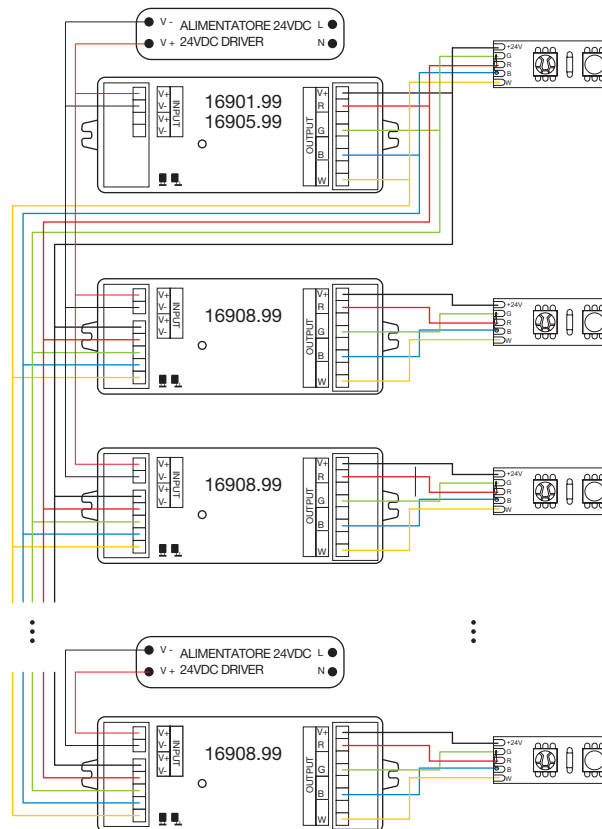
AMPLIFIER FOR 24V CONTROLLER RGB/RGB+WHITE/ WHITE driver 24Vdc and Control Kit for Strip LED to be ordered separately. Maximum load 5A x 4CH.

NB: Utilizzare il collegamento tramite amplificatori per distanze superiori alla portata del telecomando (30 m in aria libera).

Use connection through amplifiers for distances greater than 30 m free field.

Potenza Alimentatori Drivers power	N° bobine per Interfaccia da collegare in parallelo Nos. reels for each interface to be connected in parallel			
	100W	150W	240W	320W
STRIP LED RGB 14,4 W/m	1	2	3	4
STRIP LED RGB+W 14,4 W/m (7,2 W/m RGB + 7,2 W/m White)	1	2	3	
STRIP LED TUNABLE WHITE 19,2 W/m	1		2	
STRIP LED WHITE 8,8 W/m	2	3	5	6
10 - 11,5 W/m	1	2	4	5
14,4 W/m	1	2	3	4
16,5 - 19,2 W/m	1		2	3
20,5 - 22 W/m		1		2

CODE	A (mm)	D (mm)	H (mm)	L (mm)
16908.99	46	65	22	178



SEZIONE CAVO / WIRE SECTION

Calcolo per il corretto dimensionamento dei conduttori per limitarne la caduta di tensione.

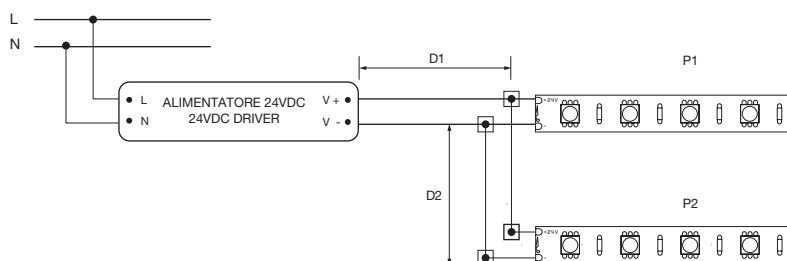
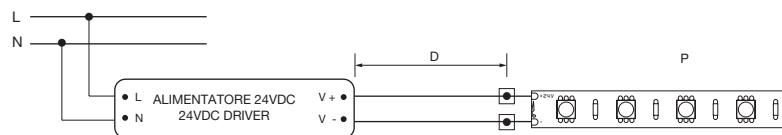
Table for correct calculation of wires section, to avoid voltage drops.

$D = D1 + D2 =$
lunghezza cavi wires lenght
wires length

$P = P1 + P2 =$
lunghezza STRIPLLED (m) x
potenza W/m
STRIPLLED length (m) x W/m

N.C. :
non consigliato
(prevedere più alimentazioni)
not recommended
(use more power supply)

P	D										
	5 m	10 m	15 m	20 m	25 m	30 m	35 m	40 m	45 m	50 m	
50W	1 mm ²	1 mm ²	1 mm ²	1 mm ²	1,5 mm ²	1,5 mm ²	2,5 mm ²	2,5 mm ²	2,5 mm ²	2,5 mm ²	
75W	1 mm ²	1 mm ²	1,5 mm ²	1,5 mm ²	2,5 mm ²	2,5 mm ²	4 mm ²	4 mm ²	4 mm ²	4 mm ²	
100W	1 mm ²	1 mm ²	1,5 mm ²	2,5 mm ²	2,5 mm ²	4 mm ²	4 mm ²	4 mm ²	6 mm ²	6 mm ²	
125W	1 mm ²	1,5 mm ²	2,5 mm ²	2,5 mm ²	4 mm ²	4 mm ²	6 mm ²	6 mm ²	6 mm ²	10 mm ²	
150W	1 mm ²	1,5 mm ²	2,5 mm ²	4 mm ²	4 mm ²	6 mm ²	6 mm ²	6 mm ²	10 mm ²	10 mm ²	
175W	1 mm ²	2,5 mm ²	4 mm ²	4 mm ²	6 mm ²	6 mm ²	10 mm ²	10 mm ²	10 mm ²	10 mm ²	
200W	1 mm ²	2,5 mm ²	4 mm ²	4 mm ²	6 mm ²	6 mm ²	10 mm ²	10 mm ²	10 mm ²	10 mm ²	
225W	1,5 mm ²	2,5 mm ²	4 mm ²	6 mm ²	6 mm ²	10 mm ²	10 mm ²	10 mm ²	N.C.	N.C.	
250W	1,5 mm ²	2,5 mm ²	4 mm ²	6 mm ²	10 mm ²	10 mm ²	10 mm ²	10 mm ²	N.C.	N.C.	
275W	1,5 mm ²	4 mm ²	6 mm ²	6 mm ²	10 mm ²	10 mm ²	10 mm ²	N.C.	N.C.	N.C.	
300W	1,5 mm ²	4 mm ²	6 mm ²	6 mm ²	10 mm ²	10 mm ²	N.C.	N.C.	N.C.	N.C.	



Morsetto non incluso. Da prevedere per connessione con gli spezzi di cavi in dotazione alla STRIPLLED.

Terminal block not included. Use to connect with STRIPLLED supplied wires.