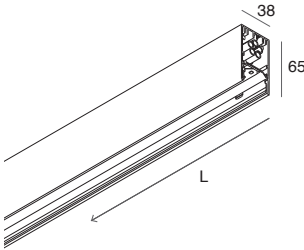


LUCKY MINI

Sistema LED lineare installabile singolo o in fila continua, a plafone o sospensione.
Stand alone or continuous line LED system for ceiling or suspended installation.



Per sopperire alle attuali problematiche di reperibilità dei componenti elettronici, disponiamo di articoli alternativi (non combinabili). Aggiungere "H" al codice corrispondente, dove presente in tabella.
In order to meet the current problems of availability of electronic components, we have alternative items (not combinable). Add "H" to the corresponding code, where present in the table.



PROFILO LED LINEARE

Profilo in lega di alluminio verniciato.
Alimentatore elettronico incluso.
Schermo per modulo lineare, testate terminali, kit di giunzione ed accessori per la sospensione da ordinare a parte.

LINEAR LED PROFILE

Profile made of painted aluminium alloy.
Integrated electronic driver.
Diffuser for linear profile, end caps, junction kit and kit for suspended installation to be ordered separately.

L (mm)	POWER	FLUX 3000K	3000K				FLUX 4000K	4000K					
			□	■	■	■		□	■	■	■		
800	12W	1114 lm	103524 ._	01	02	20	21	1146 lm	103525 ._	01	02	20	21
1600	23W	2229 lm	103501 ._	01	02	20	21	2292 lm	103503 ._	01	02	20	21
2400	35W	3343 lm	103502 ._	01	02	20	21	3438 lm	103504 ._	01	02	20	21

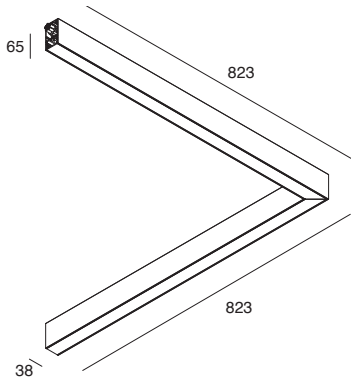
DALI-PUSH

L (mm)	POWER	FLUX 3000K	3000K				FLUX 4000K	4000K							
			□	■	■	■		□	■	■	■				
800	12W	1114 lm	103526 ._	H	01	02	20	21	1146 lm	103527 ._	H	01	02	20	21
1600	23W	2229 lm	103514 ._	H	01	02	20	21	2292 lm	103516 ._	H	01	02	20	21
2400	35W	3343 lm	103515 ._	01	02	20	21	3438 lm	103517 ._	01	02	20	21		

*EMERGENCY Flusso in emergenza / Emergency flux 23W 16% - 35W 11%

L (mm)	POWER	FLUX 3000K	3000K				FLUX 4000K	4000K					
			□	■	■	■		□	■	■	■		
1600	23W	2229 lm	103520 ._	01	02	20	21	2292 lm	103522 ._	01	02	20	21
2400	35W	3343 lm	103521 ._	01	02	20	21	3438 lm	103523 ._	01	02	20	21

*Autonomia 1h / Ricarica 12h
Autonomy 1h / Charging 12h



PROFILO LED ANGOLARE 90°

Schermo diffusore incluso.

90° CORNER LED PROFILE

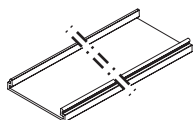
Flush diffuser included.

L (mm)	POWER	FLUX	3000K				FLUX	4000K					
			□	■	■	■		□	■	■	■		
823x823	23W	2229 lm	103511 ._	01	02	20	21	2292 lm	103512 ._	01	02	20	21

DALI-PUSH

L (mm)	POWER	FLUX	3000K				FLUX	4000K							
			□	■	■	■		□	■	■	■				
823x823	23W	2229 lm	103518 ._	H	01	02	20	21	2292 lm	103519 ._	H	01	02	20	21

LUCKY MINI

ACCESSORI
ACCESSORIES**DIFFUSORE OPALE LINEARE**

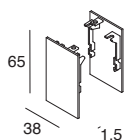
Schermo diffusore ad incastro a filo in policarbonato opale.

OPAL DIFFUSER PROFILE

Opal polycarbonate flush diffuser.

L (mm)	CODE
800	103510.99
1600	103505.99
2400	103506.99
* 6500	103507.99

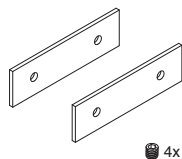
* Schermo 6,5m consigliato per installazioni in fila continua
6,5m screen recommended for continuous line installations



TESTATE TERMINALI (2 pz.)

END CAPS (2 pcs)

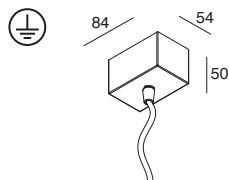
CODE	<input type="checkbox"/>	<input type="checkbox"/>	<input type="checkbox"/>	<input type="checkbox"/>
103509. __	01	02	20	21



KIT DI GIUNZIONE

JUNCTION KIT

CODE
103317.99



KIT DI ALIMENTAZIONE
Cavo di alimentazione trasparente

POWER SUPPLY KIT
Transparent power cable

CODE	<input type="checkbox"/>	<input type="checkbox"/>	<input type="checkbox"/>	<input type="checkbox"/>	L (mm)	Cavo / Cable (mm ²)
108919. __	01	02	20	21	1200	3x1,5
108920. __	01	02	20	21	3000	3x1,5
108921. __	01	02	20	21	1200	5x1,5
108922. __	01	02	20	21	3000	5x1,5

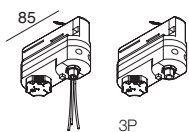


CAVI DI SOSPENSIONE (1 pz.)

In acciaio, regolabile.
n°2 per ogni profilo lineare,
n°3 per profilo angolare.

SUSPENSION CABLES (1 pcs)
Made of steel, adjustable.
n°2 each linear profile,
n°3 for corner profile.

CODE	L (mm)
103513.99	3000



COPPIA DI ADATTATORI PER BINARIO ALL-TRACK

COUPLE OF ADAPTORS FOR ALL-TRACK

CODE	<input type="checkbox"/>	<input type="checkbox"/>	VERSION
106722.01	.02		3P
106723.01	.02		3P+DALI

