

MISS PL

Apparecchio per installazione a plafone composto da asta verticale e braccio snodato regolabile con portalampana, combinabile con paralume in velluto o in tessuto, in diverse finiture.

Surface mounted fixture composed of vertical rod and adjustable articulated arm with lamp holder, combinabile with velvet or fabric lampshade, available in different finishes.



COLLEZIONE MISS | MISS COLLECTION



MISS PL
Pg 36



MISS PR
Pg 58






PRODOTTO
FIXTURE



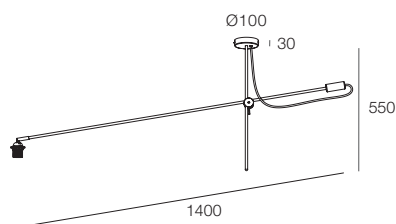
PARALUME
SHADE

MAINS



STRUTTURA
Acciaio verniciato e
cavo in tessuto
.01 bianco **.02** nero

FRAME
Painted steel and
fabric cable
.01 white **.02** black



MISS PL



111601.__ **01 02**

1x E27 LED max 25W

ACCESSORI OBBLIGATORI MANDATORY ACCESSORIES

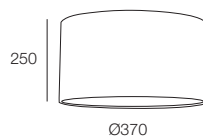
Paralume / Shade



112911.__ **25 26**



112911.__ **27 28 29**



PARALUME
.25 Tessuto bianco, interno bianco
SHADE
.25 White canvas, inside white



PARALUME
.26 Tessuto nero, interno oro
SHADE
.26 Black canvas, inside gold



PARALUME
.27 Velluto rosa, interno bianco
SHADE
.27 Pink velvet, inside white



PARALUME
.28 Velluto blu, interno oro
SHADE
.28 Blue velvet, inside gold



PARALUME
.29 Velluto verde, interno oro
SHADE
.29 Green velvet, inside gold