





## LUCKY MINI

Un'illuminazione LED dal profilo essenziale che si integra perfettamente con l'architettura che la circonda.

LUCKY MINI è un sistema LED lineare per installazione a plafone o sospensione: il perfetto mix tra eleganza e semplicità, nelle quattro versioni bianco, nero, caffè e cappuccino.


A LED lighting system with an essential profile that blends in perfectly with the surrounding architecture. LUCKY MINI is a linear LED system for ceiling or pendant installation: the perfect mix of elegance and simplicity, in four versions: white, black, coffee and cappuccino.

# LUCKY MINI

- **CONNETTORI RAPIDI PER FILA CONTINUA**  
RAPID CONNECTORS FOR CONTINUOUS LINE INSTALLATION
- **FISSAGGIO MAGNETICO DEL VANO OTTICO CON PCB LED**  
OPTICAL PART WITH LED PCB INSTALLED ON MAGNETS

- **SCHERMO OPALE FINO A L. 6,5 m**  
OPAL DIFFUSER UP TO L. 6,5 m


FINITURE  
FINISH



38 mm

65 mm





# LUCKY MINI

Sistema LED lineare installabile singolo o in fila continua, a plafone o sospensione.

Stand alone or continuous line LED system for ceiling or suspended installation.



## PROFILO LED

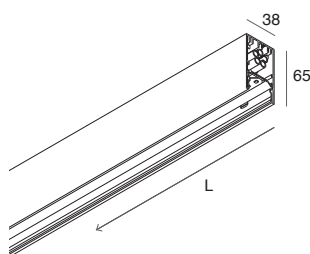
Profilo in lega di alluminio verniciato. Alimentatore elettronico incluso. Schermo per modulo lineare, testate terminali, kit di giunzione ed accessori per la sospensione da ordinare a parte.

## LED PROFILE

Profile made of painted aluminium alloy. Integrated electronic driver. Diffuser for linear profile, end caps, junction kit and kit for suspended installation to be ordered separately.



Per superare alle attuali problematiche di reperibilità dei componenti elettronici, disponiamo di articoli alternativi (non combinabili). Aggiungere "H" al codice corrispondente, dove presente in tabella. In order to meet the current problems of availability of electronic components, we have alternative items (not combinable). Add "H" to the corresponding code, where present in the table.



## PROFILO LED LINEARE LINEAR LED PROFILE

L (mm)	POWER	FLUX 3000K	□	■	■	■	FLUX 4000K	□	■	■	■		
800	12W	1114 lm	<b>103524</b> ._	01	02	20	21	1146 lm	<b>103525</b> ._	01	02	20	21
1600	23W	2229 lm	<b>103501</b> ._	01	02	20	21	2292 lm	<b>103503</b> ._	01	02	20	21
2400	35W	3343 lm	<b>103502</b> ._	01	02	20	21	3438 lm	<b>103504</b> ._	01	02	20	21

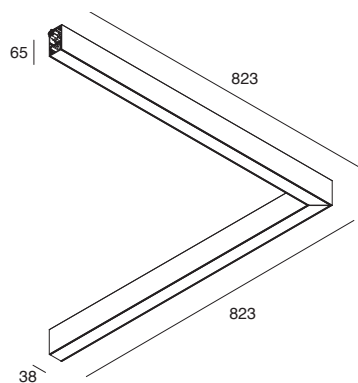
### DALI-PUSH

L (mm)	POWER	FLUX 3000K	□	■	■	■	FLUX 4000K	□	■	■	■				
800	12W	1114 lm	<b>103526</b> ._	H	01	02	20	21	1146 lm	<b>103527</b> ._	H	01	02	20	21
1600	23W	2229 lm	<b>103514</b> ._	H	01	02	20	21	2292 lm	<b>103516</b> ._	H	01	02	20	21
2400	35W	3343 lm	<b>103515</b> ._	01	02	20	21	3438 lm	<b>103517</b> ._	01	02	20	21		

\*EMERGENCY Flusso in emergenza / Emergency flux 23W 16% - 35W 11%

L (mm)	POWER	FLUX 3000K	□	■	■	■	FLUX 4000K	□	■	■	■		
1600	23W	2229 lm	<b>103520</b> ._	01	02	20	21	2292 lm	<b>103522</b> ._	01	02	20	21
2400	35W	3343 lm	<b>103521</b> ._	01	02	20	21	3438 lm	<b>103523</b> ._	01	02	20	21

\*Autonomia 1h / Ricarica 12h  
Autonomy 1h / Charging 12h



## PROFILO LED ANGOLARE 90° 90° CORNER LED PROFILE

Schermo diffusore incluso.

## 90° CORNER LED PROFILE

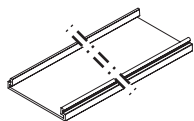
Flush diffuser included.

L (mm)	POWER	FLUX	3000K	□	■	■	■	FLUX	4000K	□	■	■	■
823x823	23W	2229 lm	<b>103511</b> ._	01	02	20	21	2292 lm	<b>103512</b> ._	01	02	20	21

### DALI-PUSH

L (mm)	POWER	FLUX	3000K	□	■	■	■	FLUX	4000K	□	■	■	■		
823x823	23W	2229 lm	<b>103518</b> ._	H	01	02	20	21	2292 lm	<b>103519</b> ._	H	01	02	20	21

## LUCKY MINI

ACCESSORI  
ACCESSORIES**DIFFUSORE OPALE LINEARE**

Schermo diffusore ad incastro a filo in policarbonato opale.

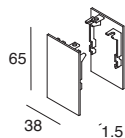
**LINEAR OPAL DIFFUSER**

Opal polycarbonate flush diffuser.

L (mm) CODE

800 **103510.99**1600 **103505.99**2400 **103506.99**\* 6500 **103507.99**


\* Schermo 6,5m consigliato per installazioni in fila continua  
6,5m screen recommended for continuous line installations



## TESTATE TERMINALI (2 pz.)

END CAPS (2 pcs)

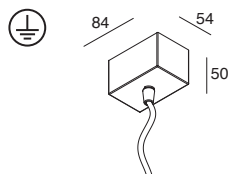
CODE

**103509. \_\_ 01 02 20 21**

## KIT DI GIUNZIONE

JUNCTION KIT

CODE

**103317.99**

## KIT DI ALIMENTAZIONE

POWER SUPPLY KIT

CODE



L (mm)

Cavo / Cable (mm<sup>2</sup>)**108919. \_\_ 01 02 20 21** 1200 3x1,5**108920. \_\_ 01 02 20 21** 3000 3x1,5**108921. \_\_ 01 02 20 21** 1200 5x1,5**108922. \_\_ 01 02 20 21** 3000 5x1,5

## CAVI DI SOSPENSIONE (1 pz.)

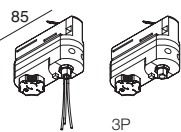
In acciaio, regolabile.  
n°2 per ogni profilo lineare,  
n°3 per profilo angolare.

## SUSPENSION CABLES (1 pcs)

Made of steel, adjustable.  
n°2 each linear profile,  
n°3 for corner profile.

CODE

L (mm)

**103513.99** 3000COPPIA DI ADATTATORI  
PER BINARIO ALL-TRACK

COUPLE OF ADAPTORS  
FOR ALL-TRACK

CODE



VERSION

**106722.01 .02** 3P**106723.01 .02** 3P+DALI