




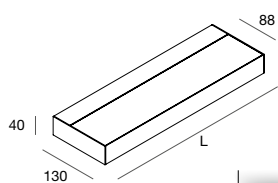
U P P E R

# UPPER



Apparecchio LED monoemissione o biemissione per installazione a parete. Corpo in lega di alluminio verniciato a polvere. Alimentazione elettronica integrata, ON/OFF o dimmerabile DALI/PUSH.

LED fixture with single-emission or bi-emission for wall installation. Body in powder coated aluminum alloy. Integrated electronic power supply, ON/OFF or dimmable DALI/PUSH.



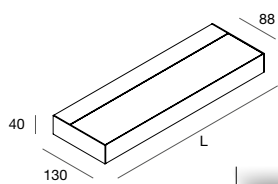
## UPPER MONOEMISSIONE

## UPPER SINGLE-EMISSION

L (mm)		3000K ☐		4000K ☐
400	36W	<b>113001.01</b>	4114 lm	<b>113003.01</b> 4237 lm
600	54W	<b>113002.01</b>	6910 lm	<b>113004.01</b> 7117 lm

### DALI-PUSH

L (mm)		3000K ☐		4000K ☐
400	36W	<b>113005.01</b>	4114 lm	<b>113007.01</b> 4237 lm
600	54W	<b>113006.01</b>	6910 lm	<b>113008.01</b> 7117 lm



## UPPER BIEMISSIONE

## UPPER BI-EMISSION

L (mm)		3000K ☐		4000K ☐
400	36W	<b>113009.01</b>	4557 lm	<b>113011.01</b> 4693 lm
600	57W	<b>113010.01</b>	7654 lm	<b>113012.01</b> 7883 lm

### DALI-PUSH

L (mm)		3000K ☐		4000K ☐
400	36W	<b>113013.01</b>	4557 lm	<b>113015.01</b> 4693 lm
600	57W	<b>113014.01</b>	7654 lm	<b>113016.01</b> 7883 lm

WALL

