
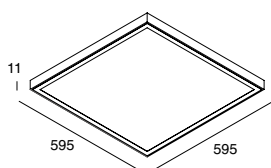


# THE PANEL IP65



Pannello LED con grado di protezione IP65 totale. Cornice in lega di alluminio verniciata a polvere di colore bianco, diffusore opale. Installabile ad incasso su controsoffitto a pannelli con struttura a vista senza accessori, ad incasso su cartongesso liscio con kit profilo da rasare, e a plafone con Box(solo per interni). Alimentatore elettronico incluso, da collegare tramite opportuni connettori stagni.

Global protection index IP65 LED panel. Frame made of white powder coated aluminium alloy, opal diffuser. No accessories needed for installation on exposed grid ceiling, kit for levelled recessed installation required for standard plasterboard, and Box for ceiling surface installation (only indoor). Included electronic driver, to be connected to the fixture by sealed connectors.



## THE PANEL IP65 600x600

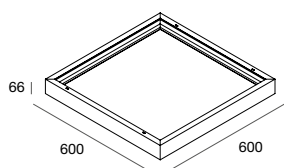
Altezza minima per installazione 60 mm.

Minimum height for installation 60 mm.

		3000K		4000K	
36W	3723 lm	<input type="checkbox"/>	<b>105501.01</b>	<input type="checkbox"/>	4137 lm <b>105502.01</b>

## THE PANEL IP65


### ACCESSORI ACCESSORIES



BOX PER INSTALLAZIONE A PLAFONE  
Kit da assemblare, non installabile a parete.

KIT FOR CEILING MOUNTING  
To be assembled, not suitable for wall surface mounting.

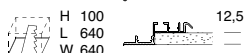
	<input type="checkbox"/>	L (mm)
<b>113610.01</b>		600x600



KIT PER INSTALLAZIONE AD INCASSO A RASAMENTO  
Profilo da rasare su cartongesso di spessore 12,5 mm. Il pannello si installa in appoggio.

KIT FOR LEVELLED RECESSED INSTALLATION  
Profile to be levelled on 12,5 mm thick plasterboard.

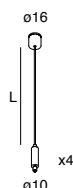
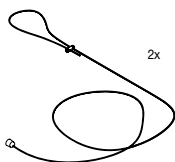
	<input type="checkbox"/>	L (mm)
<b>102028.99</b>		600x600



KIT ANTICADUTA  
Cavo in acciaio da fissare a soffitto o strutture tramite morsetto in ottone nichelato e aggancio a vite sul pannello.

ANTI FALL-OUT KIT  
Steel cable to be fixed to the ceiling or structures using a nickel-plated brass clamp and screwed on the panel.

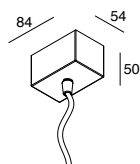
	<input type="checkbox"/>	L (mm)
<b>105503.99</b>		3000



CAVI DI SOSPENSIONE (4 pz.) regolabili, in acciaio con terminali in ottone cromato.

SUSPENSION CABLES (4 pcs) adjustable, made of steel with tile pipes in chromed brass.

	<input type="checkbox"/>	L (mm)
<b>104429.99</b>		3000



KIT DI ALIMENTAZIONE PER SOSPENSIONE  
Cavo di alimentazione trasparente

POWER SUPPLY KIT FOR SUSPENSION  
Transparent power cable

	<input type="checkbox"/>	L (mm)	Cavo / Cable (mm <sup>2</sup> )
<b>108920.01</b>		3000	3x1,5