

# ALL-TRACK EVO

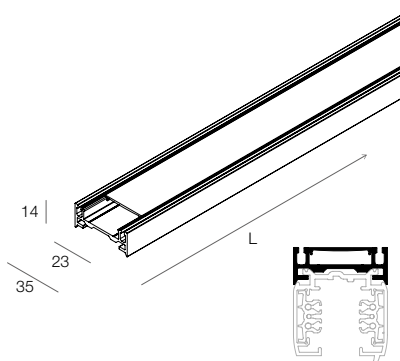
## PROFILO UP-LIGHT

### UP-LIGHT PROFILE



Profilo dissipante per binario ALL-TRACK EVO per alloggiamento di Strip LED per luce indiretta. Profilo in lega di alluminio verniciata bianca o nera, testate di chiusura in polimero termoplastico, schermo diffusore ad inserimento a scatto in PMMA opale. Schermo diffusore incluso, coppia di testate, cavi di sospensione, Strip LED e box con alimentatore 24Vdc da ordinare a parte.

Dissipating profile for ALL-TRACK EVO system designed to house LED strips for indirect lighting. Profile made of painted aluminum alloy in white or black, with end caps in thermoplastic polymer and a snap-in opal PMMA diffuser. Includes diffuser, end caps, and suspension cables. LED strips and 24Vdc driver box to be ordered separately.



**PROFILO UP-LIGHT**  
Montaggio a scorrimento  
su binario All-Track Evo

**UP-LIGHT PROFILE**  
Sliding installation  
on All-Track Evo system.

	□	■	L (mm)
<b>106735.01</b>	<b>.02</b>		2000

UP-LIGHT  
PROFILE

ALL-TRACK EVO

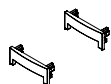


DRIVER BOX



# PROFILO UP-LIGHT UP-LIGHT PROFILE

## ACCESSORI ACCESSORIES



TESTATE DI CHIUSURA (2pz)



END CAPS (2pcs)

**106736.01 .02**



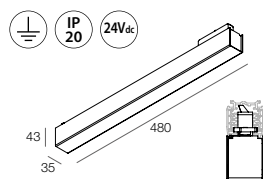
KIT DI SOSPENSIONE (2pz)  
Vedere schema dei carichi  
per la quantità di sospensioni  
Pag. 498

L (mm)

**106737.99**

3000

SUSPENSION KIT (2pcs)  
See load scheme for quantity  
Pag. 498



BOX CON ALIMENTAZIONE  
INTEGRATA 100W 24V

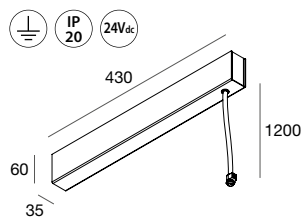


Completo di adattatore 3P meccanico-  
elettrico per alloggiamento su binario  
ALL-TRACK

**106738.01 .02**

100W

BOX WITH INTEGRATED  
100W 24V POWER SUPPLY  
Complete with 3P mechanical-electrical  
adapter for mounting on ALL-TRACK  
system.



BOX CON ALIMENTAZIONE  
INTEGRATA 100W 24V

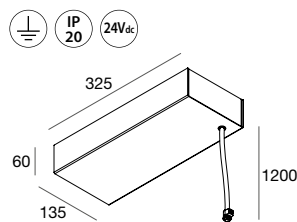


Box a plafone. Cavo 2x1,5mm<sup>2</sup> con  
guaina in tinta bianca o nera.

**1058D1.01 .02**

100W

BOX WITH INTEGRATED  
100W 24V POWER SUPPLY  
Ceiling-mounted box. Cable 2x1,5mm<sup>2</sup>  
with white or black sheath.



BOX CON ALIMENTAZIONE  
INTEGRATA 320W 24V

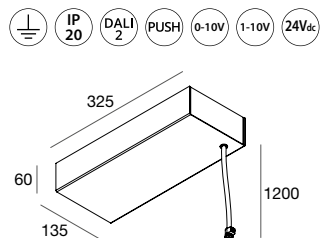


Box a plafone. Cavo 2x1,5mm<sup>2</sup> con  
guaina in tinta bianca o nera.

**1058D4.01 .02**

320W

BOX WITH INTEGRATED  
320W 24V POWER SUPPLY  
Ceiling-mounted box. Cable 2x1,5mm<sup>2</sup>  
with white or black sheath.



BOX CON ALIMENTAZIONE INTEGRATA  
DIMMERABILE 150W 24V

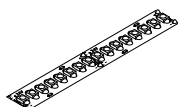


Box a plafone. Cavo 2x1,5mm<sup>2</sup> con  
guaina in tinta bianca o nera.

**1058D7.01 .02**

150W

BOX WITH INTEGRATED 320W 24V  
DIMMABLE POWER SUPPLY  
Ceiling-mounted box. Cable 2x1,5mm<sup>2</sup>  
with white or black sheath.



STRIP LED Pag. 558  
Non compatibile con strip LED  
doppia pista 25W/m

STRIP LED Pag. 558  
Not compatible with double-track  
25W/m LED strips.