

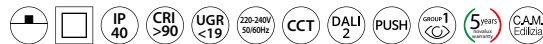
N I K

NIK

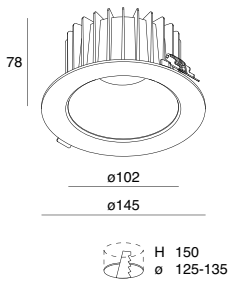


Downlight LED tondo o quadrato per installazione ad incasso in battuta in controsoffitto, completo di molle in acciaio armonico per spessori da 5-15 mm. Elevate prestazioni, resa cromatica CRI>90 e alto comfort visivo grazie alla sorgente COB recessa e alle lenti in PMMA ad alto rendimento. Cornice in lega di alluminio verniciata bianca, dissipatore verniciato nero. Riflettore in policarbonato verniciato bianco oppure grigio, o metallizzato lucido in alto vuoto in alluminio super puro 99% a seconda della versione. Alimentazione elettronica inclusa, da collocare a lato del prodotto.

Downlight LED round or square for recessed installation in plasterboard, complete with spring in harmonic steel for thickness 5-15 mm. High performance, CRI>90 colour rendering and high visual comfort thanks to the recessed COB source and high-performance PMMA lenses. Frame in white painted aluminium alloy, black painted heat sink. Reflector in white or grey painted polycarbonate, or glossy metallized in high vacuum in super pure aluminium 99% depending on the version. Electronic power supply included, to be placed on the side of the fixture.



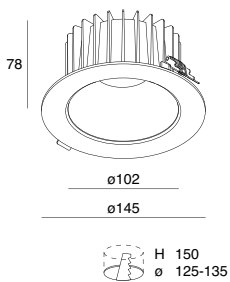
CCT NIK TONDO 16W



**NIK TONDO
16W**
Riflettore
BIANCO

**NIK ROUND
16W**
WHITE
reflector

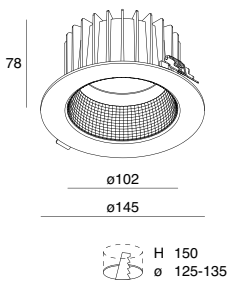
			□	3000K	4000K
16W	24°	107965.01		1638 lm	1669 lm
16W	36°	107966.01		1547 lm	1577 lm
16W	60°	107967.01		1676 lm	1708 lm
DALI-PUSH			□	3000K	4000K
16W	24°	107974.01		1638 lm	1669 lm
16W	36°	107975.01		1547 lm	1577 lm
16W	60°	107976.01		1676 lm	1708 lm



**NIK TONDO
16W**
Riflettore
GRIGIO

**NIK ROUND
16W**
GREY
reflector

			■	3000K	4000K
16W	24°	107965.03		1623 lm	1654 lm
16W	36°	107966.03		1521 lm	1550 lm
16W	60°	107967.03		1656 lm	1687 lm
DALI-PUSH			■	3000K	4000K
16W	24°	107974.03		1623 lm	1654 lm
16W	36°	107975.03		1521 lm	1550 lm
16W	60°	107976.03		1656 lm	1687 lm



**NIK TONDO
16W**
Riflettore
METALLIZZATO
SFACCETTATO

**NIK ROUND
16W**
FACETED
METALLIZED
Reflector

			□	3000K	4000K
16W	24°	107965.97		1648 lm	1679 lm
16W	36°	107966.97		1566 lm	1596 lm
16W	60°	107967.97		1687 lm	1719 lm
DALI-PUSH			□	3000K	4000K
16W	24°	107974.97		1648 lm	1679 lm
16W	36°	107975.97		1566 lm	1596 lm
16W	60°	107976.97		1687 lm	1719 lm

DOWNLIGHT

FASCI
BEAMS

24°/36°/60°

Bianco
White

Grigio
Grey

Metallizzato sfaccettato
Faceted metallized

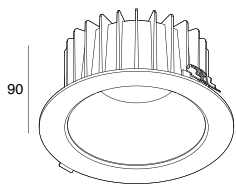
Ø 228 mm
32W

Ø 172 mm
22W

Ø 145 mm
16W



NIK TONDO 22W



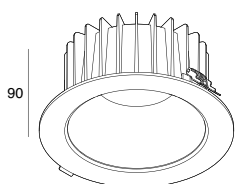
ø127
ø172



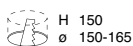
NIK TONDO
22W
Riflettore
BIANCO

NIK ROUND
22W
WHITE
reflector

		□	3000K	4000K
22W	24°	107968.01	2006 lm	2043 lm
22W	36°	107969.01	2027 lm	2065 lm
22W	60°	107970.01	2095 lm	2134 lm
DALI-PUSH		□	3000K	4000K
22W	24°	107977.01	2006 lm	2043 lm
22W	36°	107978.01	2027 lm	2065 lm
22W	60°	107979.01	2095 lm	2134 lm



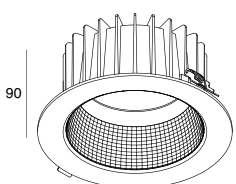
ø127
ø172




NIK TONDO
22W
Riflettore
GRIGIO

NIK ROUND
22W
GREY
reflector

		■	3000K	4000K
22W	24°	107968.03	2002 lm	2039 lm
22W	36°	107969.03	2008 lm	2046 lm
22W	60°	107970.03	2085 lm	2125 lm
DALI-PUSH		■	3000K	4000K
22W	24°	107977.03	2002 lm	2039 lm
22W	36°	107978.03	2008 lm	2046 lm
22W	60°	107979.03	2085 lm	2125 lm



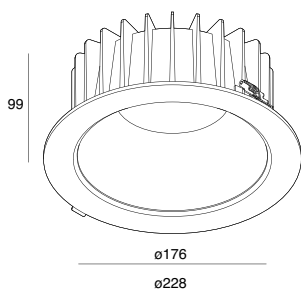
ø127
ø172



NIK TONDO
22W
Riflettore
METALLIZZATO
SFACCETTATO

NIK ROUND
22W
FACETED
METALLIZED
Reflector

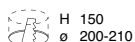
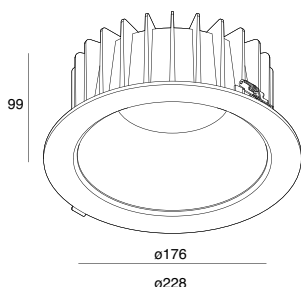
		▣	3000K	4000K
22W	24°	107968.97	2016 lm	2053 lm
22W	36°	107969.97	2032 lm	2070 lm
22W	60°	107970.97	2111 lm	2150 lm
DALI-PUSH		▣	3000K	4000K
22W	24°	107977.97	2016 lm	2053 lm
22W	36°	107978.97	2032 lm	2070 lm
22W	60°	107979.97	2111 lm	2150 lm



NIK TONDO
32W
Riflettore
BIANCO

NIK ROUND
32W
WHITE
reflector

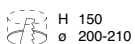
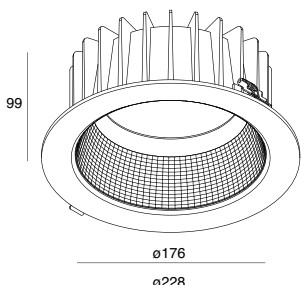
		<input type="checkbox"/>	3000K	4000K
32W	24°	107971.01	2805 lm	2967 lm
32W	36°	107972.01	2882 lm	3048 lm
32W	60°	107973.01	2858 lm	3023 lm
		DALI-PUSH		
		<input type="checkbox"/>	3000K	4000K
32W	24°	107980.01	2805 lm	2967 lm
32W	36°	107981.01	2882 lm	3048 lm
32W	60°	107982.01	2858 lm	3023 lm



NIK TONDO
32W
Riflettore
GRIGIO

NIK ROUND
32W
GREY
reflector

		<input type="checkbox"/>	3000K	4000K
32W	24°	107971.03	2769 lm	2929 lm
32W	36°	107972.03	2873 lm	3039 lm
32W	60°	107973.03	2845 lm	3010 lm
		DALI-PUSH		
		<input type="checkbox"/>	3000K	4000K
32W	24°	107980.03	2769 lm	2929 lm
32W	36°	107981.03	2873 lm	3039 lm
32W	60°	107982.03	2845 lm	3010 lm



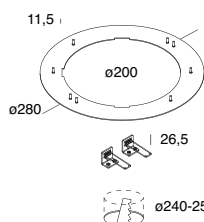
NIK TONDO
32W
Riflettore
METALLIZZATO
SFACCETTATO

NIK ROUND
32W
FACETED
METALLIZED
Reflector

		<input type="checkbox"/>	3000K	4000K
32W	24°	107971.97	2812 lm	2975 lm
32W	36°	107972.97	2899 lm	3067 lm
32W	60°	107973.97	2880 lm	3046 lm
		DALI-PUSH		
		<input type="checkbox"/>	3000K	4000K
32W	24°	107980.97	2812 lm	2975 lm
32W	36°	107981.97	2899 lm	3067 lm
32W	60°	107982.97	2880 lm	3046 lm

NIK 32W

ACCESSORI ACCESSORIES



ADATTATORE PER
NIK 32W
per installazione in foro
da incasso 240-250 mm,
con molle.

ADAPTOR FOR
NIK 32W
For recessed installation
hole 240-250 mm, clips
included.

		<input type="checkbox"/>		
		111519.01		

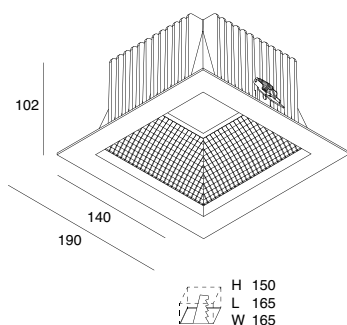
Metallizzato sfaccettato
Faceted metallized

FASCIO
BEAM
60°



190 mm
29W

NIK QUADRATO



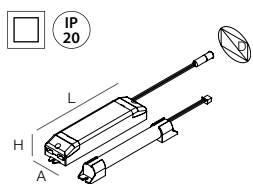
NIK QUADRATO
29W
Riflettore
METALLIZZATO
SFACCETTATO

NIK SQUARE
29W
FACETED
METALLIZED
Reflector

		3000K		4000K	
29W	60°	2488 lm	107937.97	2517 lm	107938.97
DALI-PUSH					
29W	60°	2488 lm	107963.97	2517 lm	107964.97

NIK TONDO / QUADRATO ROUND / SQUARE


ACCESSORI
ACCESSORIES



KIT DI EMERGENZA
da installare
sul controsoffitto
a lato del prodotto.

EMERGENCY KIT
to place on the
false ceiling
next to the fixture.

	TIME	CHARGE	A (mm)	D (mm)	H (mm)	L (mm)
1020A4.99	1h	12h	38	44	25	164
1020A5.99	3h	12h	38	44	25	164
Flusso in emergenza Emergency flux		1h	3h			
NIK 16W		26%	10%			
NIK 22W		19%	8%			
NIK 32W		13%	5%			
NIK QUADRATO		14%	5%			



DOWNLIGHT