





**COLLEZIONE MISS | MISS COLLECTION**



MISS PL  
352



MISS PR  
392



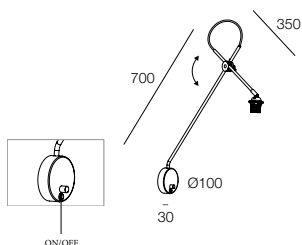
MISS SP  
346

# MISS PR



Apparecchio per installazione a parete composto da braccio snodato regolabile con portalampada, su base provvista di interruttore. Combinabile con paralume in velluto o in tessuto, in diverse finiture. Lampadine E27 non fornite.

Fixture for wall installation composed of adjustable articulated arm with lamp holder, on a base provided with a switch. Combinable with velvet or fabric lampshade, in different finishes. E27 Bulbs not provided.

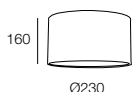


**STRUTTURA**  
Con portalampada e base provvista di interruttore, da combinare con 1 paralume.

**FRAME**  
With lamp holder and base equipped with switch, to combine with 1 shade.

111602. \_\_ 01 02 E27 max 25W

WALL



**PARALUME**  
**SHADE**

112910. \_\_ 25 26

112910. \_\_ 27 28 29



PARALUME  
**.25** Tessuto bianco, interno bianco

SHADE  
.25 White canvas, inside white



PARALUME  
**.26** Tessuto nero, interno oro

SHADE  
.26 Black canvas, inside gold



PARALUME  
**.27** Velluto rosa, interno bianco

SHADE  
.27 Pink velvet, inside white



PARALUME  
**.28** Velluto blu, interno oro

SHADE  
.28 Blue velvet, inside gold



PARALUME  
**.29** Velluto verde, interno oro

SHADE  
.29 Green velvet, inside gold