



HALOS ACOUSTIC



HALOS - HALOS B ACOUSTIC

Novalux presenta la soluzione ideale per integrare comfort acustico e soluzioni illuminotecniche. I pannelli fonoassorbenti in feltro HALOS ACOUSTIC contribuiscono ad aumentare il benessere generale di chi lavora e vive gli ambienti; allo stesso tempo arredano con carattere, grazie alle finiture carbone, comfort grey, lime e sabbia.

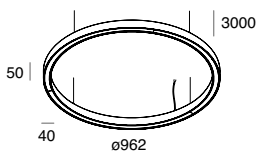
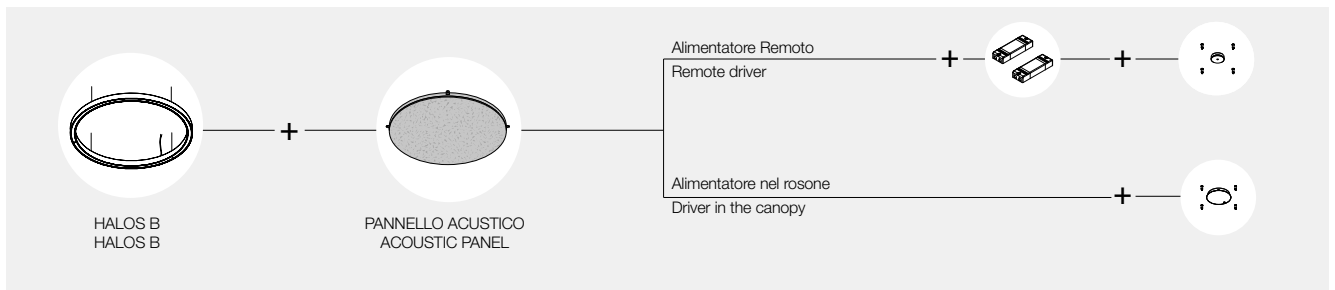
Novalux presents the ideal solution to integrate acoustic comfort and lighting solutions. The sound-absorbing felt panels of HALOS ACOUSTIC contribute to increasing the general well-being of those who work and live in the same environments; at the same time they decorate with personality thanks to the charcoal, comfort grey, lime and sand finishes.

HALOS B ACOUSTIC



Apparecchio LED ad emissione diretta-indiretta con doppia accensione per installazione a sospensione, composto da profilo circolare HALOS B e pannello fonoassorbente formato da uno strato inferiore di feltro PET riciclato di 9mm e uno strato superiore in fibra di poliestere nero di 30mm. Pannello in feltro disponibile in quattro finiture materiche: Carbone, Comfort Grey, Lime e Sabbia. Colorazioni differenti disponibili su richiesta. Profilo in estruso di alluminio e rosone in acciaio verniciati a polvere, schermi diffusori in PMMA opale. disponibili rosone con alimentazione integrata per cavi di sospensione convergenti o paralleli, oppure rosone per alimentazione remota. Alimentazione elettronica 220-240V 50/60Hz disponibile anche DALI/PUSH.

Bi-emission LED fixture with double switch for suspended installation, composed of a HALOS B circular profile and an acoustic panel composed of a 9mm lower layer of recycled PET felt and a 30mm upper layer of black polyester fiber. The felt panel is available in four material finishes: Charcoal, Comfort Grey, Lime and Sand. Different colors are available upon request. Extruded aluminium profile and powder-coated steel canopy, opal PMMA diffuser screens. For ceiling mounting it is required remote driver to be ordered separately. For suspension mounting it is required canopy with integrated driver for converging or parallel suspension cables, or canopy for remote power with suspension kit and power cable. Electronic power supply 220-240V 50/60hz is also available dimmable DALI/PUSH.



HALOS B 962

4 cavi di sospensione L. 3000 mm e cavo di alimentazione inclusi (4x0,5mmq per bianco e nero o 4x0,75 mmq trasparente per gli altri colori). Pannello acustico e rosone per alimentazione remota o integrata da ordinare a parte.

HALOS B 962

4 suspension cables L. 3000 mm and power cable included (4x0,5 mmq for white and black or 4x0,75mmq transparent for other colours). Acoustic panel and canopy for remote or integrated driver to be ordered separately.

2700K

Ø (mm)										
962	124W	107119...	01	11933 lm	02	20	21	7523 lm	22	9517 lm

3000K

Ø (mm)										
962	124W	107120...	01	12488 lm	02	20	21	8177 lm	22	9959 lm

4000K

Ø (mm)										
962	124W	107121...	01	13482 lm	02	20	21	8499 lm	22	10752 lm



PANNELLO ACUSTICO HALOS B


Pannello fonoassorbente completo di staffe in acciaio da installare su HALOS 962 emissione diretta.

HALOS B ACOUSTIC PANEL

Acoustic panel complete with steel brackets for installation on HALOS 962 direct emission.



109908... 30 31 32 33



.30 Carbone
Charcoal

.31 Comfort Grey
Comfort Grey

.32 Lime
Lime

.33 Sabbia
Sand

HALOS B ACOUSTIC

ACCESSORI PER INSTALLAZIONE CON ALIMENTATORE REMOTO ACCESSORIES FOR INSTALLATION WITH REMOTE DRIVER

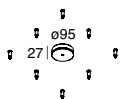


ROSONE PER
INSTALLAZIONE SINGOLA
ALIMENTAZIONE REMOTA
Coppia di alimentatori elettronici
da ordinare a parte.



105157... 01 02 20 21 22

CANOPY FOR
SINGLE INSTALLATION
REMOTE DRIVER
Couple of electronic drivers
to be ordered separately.

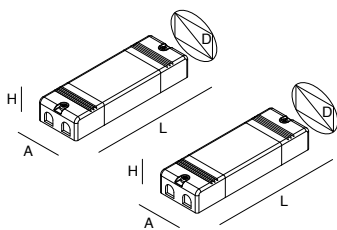


ROSONE PER
INSTALLAZIONE DOPPIA
ALIMENTAZIONE REMOTA
2 coppie di alimentatori elettronici
da ordinare a parte.



105158... 01 02 20 21 22

CANOPY FOR
DOUBLE INSTALLATION
REMOTE DRIVER
2 couples of electronic drivers
to be ordered separately.



COPPIA DI ALIMENTATORI
ELETTRONICI
230-240V 50/60 Hz
Per versioni 962mm e 1440mm.

D (mm) A (mm) H (mm) L (mm)

107125.99 105 100 31 235

COUPLE OF ELECTRONIC DRIVERS
230-240V 50/60 Hz
Suitable for both versions 962mm
and 1440mm.

DALI-PUSH

D (mm) A (mm) H (mm) L (mm)

107126.99 105 100 31 235

HALOS B ACOUSTIC

ACCESSORI PER INSTALLAZIONE CON ALIMENTATORE NEL ROSONE ACCESSORIES FOR INSTALLATION WITH DRIVER IN THE CANOPY



ROSONE PER
CAVI CONVERGENTI
ALIMENTAZIONE INTEGRATA
Per versioni 962mm e 1440mm.
Prevista accensione unica per
gestione PUSH.



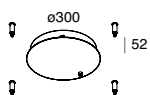
107127... 01 02 20 21 22

CANOPY FOR
CONVERGING CABLES
INTEGRATED DRIVER
Suitable for both versions 962mm
and 1440mm.
Single switch for PUSH management.

DALI-PUSH



107128... 01 02 20 21 22



ROSONE PER
CAVI PARALLELI
ALIMENTAZIONE INTEGRATA
Per versioni 962mm e 1440mm.
Prevista accensione unica per gestione
PUSH.



107129... 01 02 20 21 22

CANOPY FOR
PARALLEL CABLES
INTEGRATED DRIVER
Suitable for both versions 962mm and
1440mm.
Single switch for PUSH management.

DALI-PUSH



107130... 01 02 20 21 22