



HALOS ACOUSTIC



## HALOS - HALOS B ACOUSTIC

Novalux presenta la soluzione ideale per integrare comfort acustico e soluzioni illuminotecniche. I pannelli fonoassorbenti in feltro HALOS ACOUSTIC contribuiscono ad aumentare il benessere generale di chi lavora e vive gli ambienti; allo stesso tempo arredano con carattere, grazie alle finiture carbone, comfort grey, lime e sabbia.

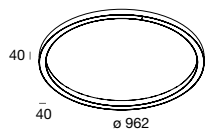
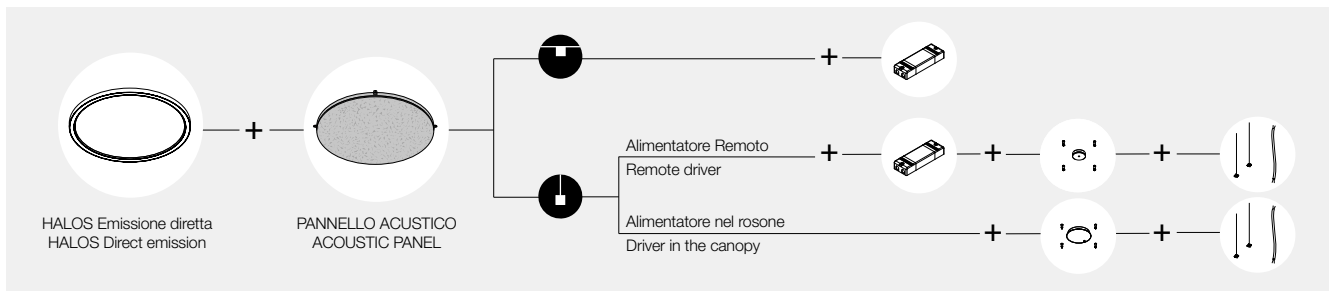
Novalux presents the ideal solution to integrate acoustic comfort and lighting solutions. The sound-absorbing felt panels of HALOS ACOUSTIC contribute to increasing the general well-being of those who work and live in the same environments; at the same time they decorate with personality thanks to the charcoal, comfort grey, lime and sand finishes.

# HALOS ACOUSTIC



Apparecchio LED ad emissione diretta per installazione a plafone o sospensione con opportuni accessori, composto da profilo circolare HALOS e pannello fonoassorbente formato da uno strato inferiore di feltro PET riciclato di 9mm e uno strato superiore in fibra di poliestere nero di 30mm. Pannello in feltro disponibile in quattro finiture materiche: Carbone, Comfort Grey, Lime e Sabbia. Colorazioni differenti disponibili su richiesta. Profilo in estruso di alluminio e rosone in acciaio verniciati a polvere, schermi diffusori in PMMA opale. Per installazione a plafone prevedere alimentazione remota da ordinare a parte. Per installazione a sospensione prevedere rosone con alimentazione integrata per cavi di sospensione convergenti o paralleli, oppure rosone per alimentazione remota unitamente a kit di sospensione e cavo di alimentazione. Alimentazione elettronica 220-240V 50/60Hz disponibile anche dimmerabile DALI/PUSH.

Direct-emission LED fixture for ceiling or suspended installation with appropriate accessories, composed of a HALOS circular profile and an acoustic panel composed of a 9mm lower layer of recycled PET felt and a 30mm upper layer of black polyester fiber. The panel is available in four material finishes: Charcoal, Comfort Grey, Lime and Sand. Different colors are available upon request. Extruded aluminium profile and powder-coated steel canopy, opal PMMA diffuser screens. For ceiling mounting it is required remote driver to be ordered separately. For suspension mounting it is required canopy with integrated driver for converging or parallel suspension cables, or canopy for remote power with suspension kit and power cable. Electronic power supply 220-240V 50/60hz is also available dimmable DALI/PUSH.



**HALOS 962**  
EMISSIONE DIRETTA  
Pannello acustico da ordinare a parte.

**HALOS 962**  
DIRECT EMISSION  
Acoustic panel to be ordered separately.


2700K		3000K		4000K							
Ø (mm)	W	Code	Color	Ø (mm)	W	Code	Color	Ø (mm)	W	Code	Color
962	62W	105135...	01 4643 lm	02 20 21 2927 lm	22 3703 lm	962	62W	105136...	01 4859 lm	02 20 21 3182 lm	22 3875 lm
962	62W	105137...	01 5246 lm	02 20 21 3308 lm	22 4185 lm						



**PANNELLO ACUSTICO HALOS**  
Pannello fonoassorbente completo di staffe in acciaio da installare su HALOS 962 emissione diretta.

**HALOS ACOUSTIC PANEL**  
Acoustic panel complete with steel brackets for installation on HALOS 962 direct emission.

109907... 30 31 32 33





ROSONE PER INSTALLAZIONE SINGOLA  
ALIMENTAZIONE REMOTA  
Kit di sospensione, cavo di alimentazione  
ed alimentatore da ordinare a parte.



105157... 01 02 20 21 22

CANOPY FOR SINGLE INSTALLATION  
REMOTE DRIVER  
Suspension kit, power cable and driver  
to be ordered separately.

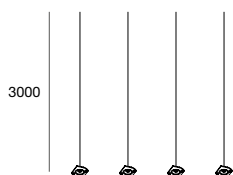


ROSONE PER INSTALLAZIONE DOPPIA  
ALIMENTAZIONE REMOTA  
2 kit di sospensione, 2 cavi di alimentazione  
e 2 alimentatori da ordinare a parte.



105158... 01 02 20 21 22

CANOPY FOR DOUBLE INSTALLATION  
REMOTE DRIVER  
2 suspension kits, 2 power cables  
and 2 drivers to be ordered separately.

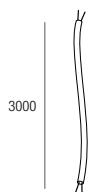


KIT SOSPENSIONE

L (mm)

SUSPENSION KIT

105159.99 3000



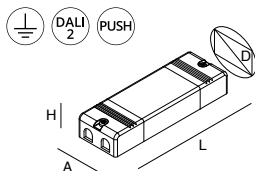
CAVO DI ALIMENTAZIONE  
Trasparente, bianco o nero.



L (mm)

POWER CABLE  
Transparent, white or black.

109001... 00 01 02 3000



ALIMENTATORE ELETTRONICO  
220-240V 50/60Hz

D (mm) A (mm) H (mm) L (mm)

105147.99 105 100 31 235

ELECTRONIC DRIVER  
220-240V 50/60Hz

DALI-PUSH

D (mm) A (mm) H (mm) L (mm)

105148.99 105 100 31 235





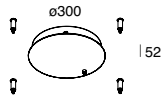
ROSONE PER CAVI CONVERGENTI  
PER INSTALLAZIONE SINGOLA  
ALIMENTAZIONE INTEGRATA  
Kit di sospensione e cavo di alimentazione  
da ordinare a parte.

CANOPY FOR CONVERGING CABLES  
FOR SINGLE INSTALLATION  
INTEGRATED DRIVER  
Suspension kit and power cable to be  
ordered separately.

105149.\_ 01 02 20 21 22

DALI-PUSH

105150.\_ 01 02 20 21 22



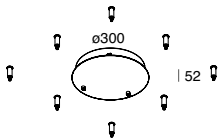
ROSONE PER CAVI PARALLELI  
PER INSTALLAZIONE SINGOLA  
ALIMENTAZIONE INTEGRATA  
Kit di sospensione e cavo di alimentazione  
da ordinare a parte.

CANOPY FOR PARALLEL CABLES  
FOR SINGLE INSTALLATION  
INTEGRATED DRIVER  
Suspension kit and power cable to be  
ordered separately.

105151.\_ 01 02 20 21 22

DALI-PUSH

105152.\_ 01 02 20 21 22



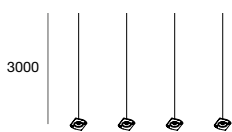
ROSONE PER CAVI PARALLELI  
PER INSTALLAZIONE DOPPIA  
ALIMENTAZIONE INTEGRATA  
2 kit di sospensione e 2 cavi di alimentazione  
da ordinare a parte.

CANOPY FOR PARALLEL CABLES  
FOR DOUBLE INSTALLATION  
INTEGRATED DRIVER  
2 suspension kits and 2 power cables  
to be ordered separately.

105155.\_ 01 02 20 21 22

DALI-PUSH

105156.\_ 01 02 20 21 22



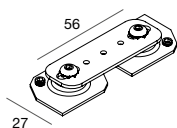
KIT SOSPENSIONE  
SUSPENSION KIT

L (mm)  
105159.99 3000



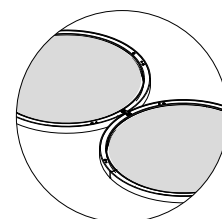
CAVO DI ALIMENTAZIONE  
Trasparente, bianco o nero.  
POWER CABLE  
Transparent, white or black.

L (mm)  
109001.\_ 00 01 02 3000



KIT DI GIUNZIONE MECCANICA  
In acciaio verniciato.  
MECHANICAL JUNCTION KIT  
In painted steel.

109809.\_ 01 02





ACOUSTIC