



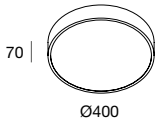
ROTO EVO

OPALE



Apparecchio LED circolare ad emissione diretta per installazione a sospensione, plafone o parete.
Corpo in lega di alluminio verniciata a polvere. Schermo diffusore opale in PMMA. Alimentatore elettronico incluso. Accessori per l'installazione a sospensione, parete o plafone da ordinare a parte.

Circular LED fixture for direct light emission, for suspended, ceiling or wall mounting. Body made of powder coated aluminium alloy. Opal diffuser in PMMA. Electronic driver included. Accessories for suspended, wall or ceiling installation to be ordered separately.



ROTO EVO 400

OPALE

Installabile senza accessori a parete e plafone.
Accessori per la sospensione da ordinare a parte.

OPAL

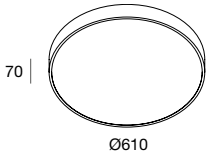
Wall and ceiling mounting without accessories.
Suspension accessories to be ordered separately.

Ø (mm)	2700K	3000K	4000K					
400	34W 113119... 3439 lm	113120... 3620 lm	113121... 3811 lm	01	02	20	21	22

DALI-PUSH

Ø (mm)	2700K	3000K	4000K					
400	34W 113122... 3439 lm	113123... 3620 lm	113124... 3811 lm	01	02	20	21	22

CEILING
SUSPENSION



ROTO EVO 600

OPALE

Kit plafone/parete o sospensione da ordinare a parte.

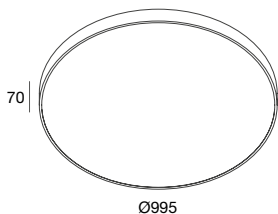
OPAL

Wall/ceiling or suspension kit to be ordered separately.

Ø (mm)	2700K	3000K	4000K					
610	49W 113125... 5252 lm	113126... 5529 lm	113127... 5821 lm	01	02	20	21	22

DALI-PUSH

Ø (mm)	2700K	3000K	4000K					
610	49W 113128... 5252 lm	113129... 5529 lm	113130... 5821 lm	01	02	20	21	22



ROTO EVO 1000

OPALE

Kit plafone/parete o sospensione da ordinare a parte.

OPAL

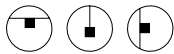
Wall/ceiling or suspension kit to be ordered separately.

Ø (mm)	2700K	3000K	4000K					
995	101W 113131... 11287 lm	113132... 11882 lm	113133... 12508 lm	01	02	20	21	22

DALI-PUSH

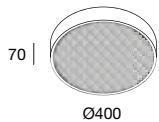
Ø (mm)	2700K	3000K	4000K					
995	101W 113134... 11287 lm	113135... 11882 lm	113136... 12508 lm	01	02	20	21	22

ROTO EVO MICROPRISMATICO



Apparecchio LED circolare ad emissione diretta per installazione a sospensione, plafone o parete. Corpo in lega di alluminio verniciata a polvere. Schermo diffusore microprismatico in PMMA. Alimentatore elettronico incluso. Accessori per l'installazione a sospensione, parete o plafone da ordinare a parte.

Circular LED fixture for direct light emission, for suspended, ceiling or wall mounting. Body made of powder coated aluminium alloy. Microprismatized diffuser in PMMA. Electronic driver included. Accessories for suspended, wall or ceiling installation to be ordered separately.



ROTO EVO 400

MICROPRISMATICO

Installabile senza accessori a parete e plafone. Accessori per la sospensione da ordinare a parte.

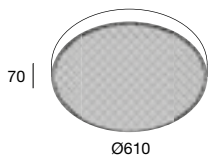
MICROPRISMATIZED

Wall and ceiling mounting without accessories. Suspension accessories to be ordered separately.

Ø (mm)	2700K	3000K	4000K					
400	34W 113101... 3153 lm	113102... 3319 lm	113103... 3494 lm	01	02	20	21	22

DALI-PUSH

Ø (mm)	2700K	3000K	4000K					
400	34W 113104... 3153 lm	113105... 3319 lm	113106... 3494 lm	01	02	20	21	22



ROTO EVO 600

MICROPRISMATICO

Kit plafone/parete o sospensione da ordinare a parte.

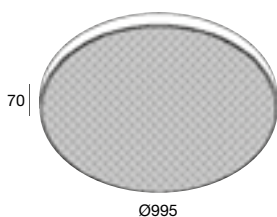
MICROPRISMATIZED

Wall/ceiling or suspension kit to be ordered separately.

Ø (mm)	2700K	3000K	4000K					
610	49W 113107... 4941 lm	113108... 5202 lm	113109... 5476 lm	01	02	20	21	22

DALI-PUSH

Ø (mm)	2700K	3000K	4000K					
610	49W 113110... 4941 lm	113111... 5202 lm	113112... 5476 lm	01	02	20	21	22



ROTO EVO 1000

MICROPRISMATICO

Kit plafone/parete o sospensione da ordinare a parte.

MICROPRISMATIZED

Wall/ceiling or suspension kit to be ordered separately.

Ø (mm)	2700K	3000K	4000K					
995	101W 113113... 10619 lm	113114... 11178 lm	113115... 11767 lm	01	02	20	21	22

DALI-PUSH

Ø (mm)	2700K	3000K	4000K					
995	101W 113116... 10619 lm	113117... 11178 lm	113118... 11767 lm	01	02	20	21	22

ROTO EVO

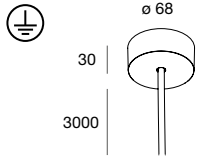
ACCESSORI ACCESSORIES

CAVO DI SOSPENSIONE (1 pz)
Regolabile (con regolazione dall'alto),
in acciaio con terminale in ottone cromato.
Prevedere 3 pz per Roto evo 400 e 4 pz
per Roto evo 600/1000.

L (mm)

113137.99	3000
------------------	------

SUSPENSION CABLE (1pc)
Adjustable (upper wire gripper),
made of steel with tile pipes in chromed brass.
Provide 3 pcs for Roto evo 400 and 4 pcs
for Roto evo 600/1000.



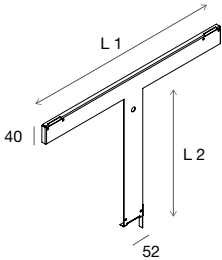
KIT DI ALIMENTAZIONE
Cavo di alimentazione trasparente.

POWER SUPPLY KIT
Transparent power cable.

	01	02	20	21	22	L (mm)	Cavo / Cable (mm ²)
--	----	----	----	----	----	--------	---------------------------------

109005...	01	02	20	21	22	3000	3x1,5
------------------	----	----	----	----	----	------	-------

109007...	01	02	20	21	22	3000	5x1,5
------------------	----	----	----	----	----	------	-------



KIT PLAFONE/PARETE
Kit di fissaggio in acciaio con blocco
meccanico.

CEILING/WALL KIT
Steel fixing kit with mechanical lock.

	VERSION	L1 (mm)	L2 (mm)
--	---------	---------	---------

113138.99	600	468	296
------------------	-----	-----	-----

113139.99	1000	868	496
------------------	------	-----	-----

