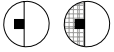


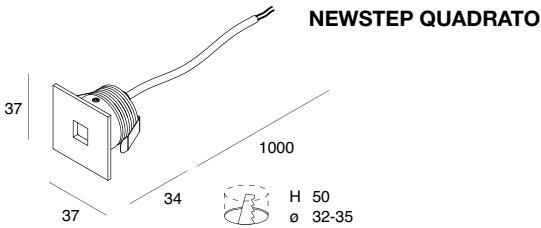



NEWSTEP



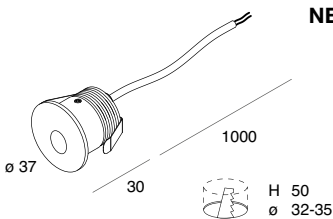
Apparecchio LED segnapasso IP65 per installazione ad incasso per cartongesso di 12,5 mm o per muratura con apposito accessorio. Cornice in lega di alluminio verniciata, dissipatore in lega di alluminio e molle in acciaio armonico. Sorgente LED protetta da vetro trasparente. Accessorio per l'installazione in muratura e alimentatore elettronico 350mA o 700mA da ordinare a parte.

LED path indicator for wall recessed installation in 12,5 mm thickness plasterboard, or in brick/concrete wall with appropriate accessory. Frame made of painted aluminium alloy, dissipater made of aluminium alloy and clips made of harmonic steel. LED source protected by a transparent glass. Wall plaque and electronic driver 350mA or 700mA to be ordered separately.



NEWSTEP QUADRATO

		3000K <input type="checkbox"/>	4000K <input type="checkbox"/>
2W - 700mA	110 lm	109401.01	109402.01

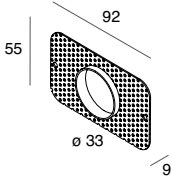


NEWSTEP TONDO

		3000K <input type="checkbox"/>	4000K <input type="checkbox"/>
2W - 700mA	110 lm	109403.01	109404.01

NEWSTEP

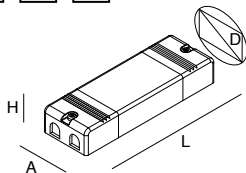
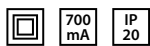
ACCESSORI ACCESSORIES



PLACCA MURALE
Per installazione su scatola di derivazione universale mod. 503 (non inclusa), da stuccare e rasare.

109405.99

WALL PLAQUE
To be fixed on a 503 universal connection box (not included), to plast over and to level.

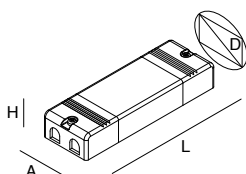


**ALIMENTATORE ELETTRONICO
STABILIZZATO**
220-240V 50/60Hz

Alloggiabile nella scatola di derivazione universale mod. 503 (non inclusa) e passante per il foro della placca murale 109405.99. Idoneo per alimentare max 1 Newstep

		A (mm)	D (mm)	H (mm)	L (mm)
101322.99	4W	27	34	21	53

ELECTRONIC STABILIZED DRIVER
220-240V 50/60Hz
It can be housed in the universal junction box mod. 503 (not included) and fits through the wall plate hole 109405.99.
Suitable for powering a maximum of 1 Newstep.



**ALIMENTATORE ELETTRONICO
DIMMERABILE STABILIZZATO**
220-240V 50/60Hz
Idoneo per il collegamento in serie di min 4 e max 10 Newstep

		A (mm)	D (mm)	H (mm)	L (mm)
101336.99	26W	43	52	30	131

**ELECTRONIC DIMMABLE
STABILIZED DRIVER**
220-240V 50/60Hz
Suitable for the connection in series of min 4 and max 10 Newstep.