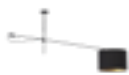


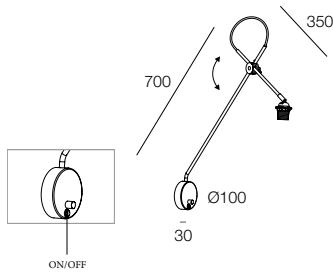
**COLLEZIONE MISS | MISS COLLECTION**MISS PL
350MISS PR
386MISS SP
344

MISS PR



Apparecchio per installazione a parete composto da braccio snodato regolabile con portalamпада, su basetta provvista di interruttore. Combinabile con paralume in velluto o in tessuto, in diverse finiture.

Fixture for wall installation composed of adjustable articulated arm with lamp holder, on a base provided with a switch. Combinable with velvet or fabric lampshade, in different finishes.



STRUTTURA

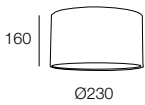
Con portalamпада e base provvista di interruttore, da combinare con 1 paralume. 1x E27 max 25W non fornita.

FRAME

With lamp holder and base equipped with switch, to combine with 1 shade. 1x E27 max 25W not provided.

111602. __ 01 02 E27 max 25W

WALL



PARALUME

SHADE

112910. __ 25 26

112910. __ 27 28 29



PARALUME
.**25** Tessuto bianco, interno bianco

SHADE
.**25** White canvas, inside white



PARALUME
.**26** Tessuto nero, interno oro

SHADE
.**26** Black canvas, inside gold



PARALUME
.**27** Velluto rosa, interno bianco

SHADE
.**27** Pink velvet, inside white



PARALUME
.**28** Velluto blu, interno oro

SHADE
.**28** Blue velvet, inside gold



PARALUME
.**29** Velluto verde, interno oro

SHADE
.**29** Green velvet, inside gold