



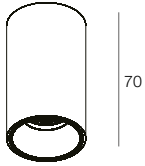

NEW

KONE PL



Apparecchio LED per installazione a plafone su controsoffitto (non installabile su muratura), in lega di alluminio verniciata. Riflettori in tinta con l'apparecchio. Lenti ad alto rendimento in PMMA. Sorgente LED arretrata ad elevata resa cromatica CRI90. Alimentazione elettronica 220-240V 50/60Hz integrata.

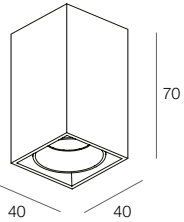
LED fixture for ceiling installation on false ceilings (not suitable for masonry installation), made of painted aluminum alloy. Reflectors matching the fixture's color. High-efficiency lenses in PMMA. Recessed LED light source with high color rendering CRI90. Integrated electronic driver 220-240V 50/60Hz.



Ø40

KONE PL TONDO KONE PL ROUND

4W	36°	322 lm	3000K	<input type="checkbox"/>	<input checked="" type="checkbox"/>
			103645.01	.02	



KONE PL QUADRATO KONE PL SQUARE

4W	36°	312 lm	3000K	<input type="checkbox"/>	<input checked="" type="checkbox"/>
			103646.01	.02	