





## HERO MINI

HERO MINI è un sistema di illuminazione Novalux che risolve le esigenze di composizioni irregolari. È idoneo a qualsiasi tipo di spazio, semplicemente scegliendo il tipo di ottica più adatta all'ambiente: schermo opale, micro ottiche UGR<19 o spot orientabili. Gli speciali giunti sono studiati per unire i profili, creare file continue, esagoni e altre geometrie sorprendenti, aperte o chiuse.

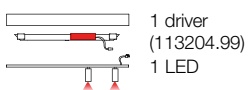
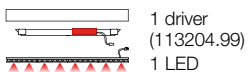
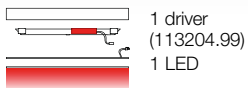
HERO MINI is a Novalux lighting system that solves the needs of irregular compositions. It is suitable for any type of space, simply by choosing the type of optics most suitable for the environment: opal screen, micro-optics UGR<19 or adjustable spots. The special joints are designed to join profiles, create continuous lines, hexagons and other surprising geometries, open or closed.

# HERO MINI

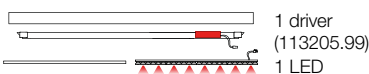
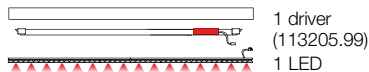
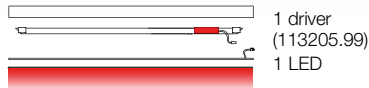
ESEMPI DI COMPOSIZIONI LINEARI | LINEAR COMPOSITIONS EXAMPLES

**Combinare profili di alluminio con moduli elettrificati di pari lunghezza e con alimentatori pari al n. di moduli LED**  
 Combine aluminium profiles with driver modules of equal length and with no. of drivers equal to no. of LED modules


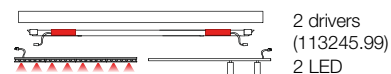
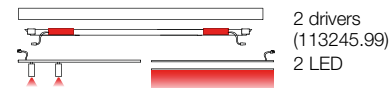
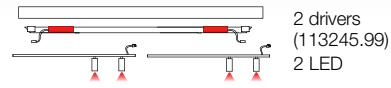
**636 mm**

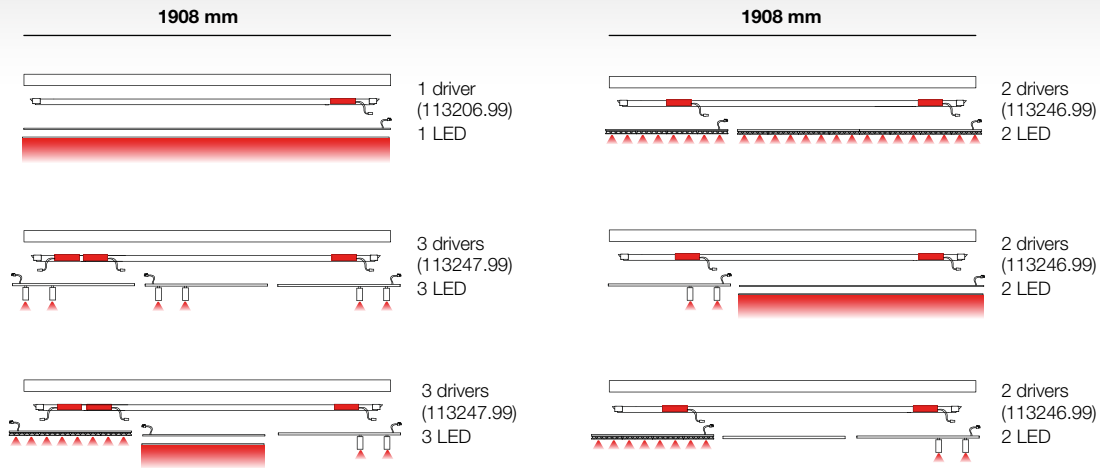


**1272 mm**



**1272 mm**





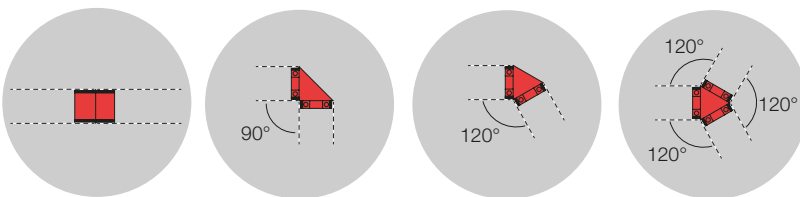
**LEGENDA | LEGEND**

- Mod. LED + Schermo op.**  
LED Module + Opal screen
- Mod. LED Micro ottiche**  
Micro-optics LED Module
- Mod. Spot Klimt**  
Spot Klimt Module
- Cover cieca**  
Blind Cover

**Moduli elettrificati | Driver Modules**


N. DRIVERS	636 mm	1272 mm	1908 mm
1			
2			
3			

**KIT DI GIUNZIONE LINEARE ED ANGOLARI | LINEAR AND ANGLE JUNCTION KITS**



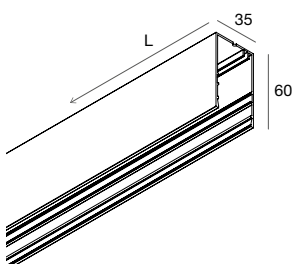
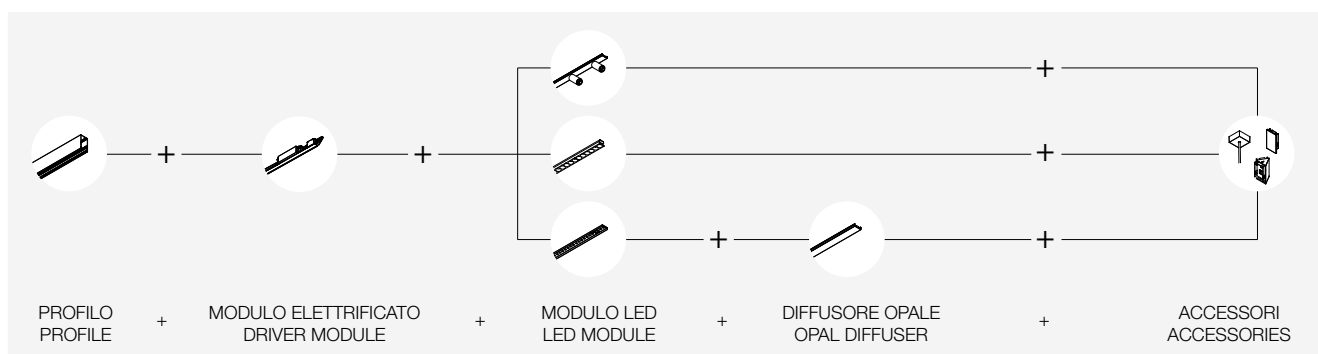
**Composizioni chiuse non installabili a plafone** | Not suitable for ceiling installation closed shaped modules

# HERO MINI



Sistema LED componibile ad emissione diretta per installazione singola o in fila continua a plafone, sospensione, parete o binario. Profili modulari in estruso di alluminio verniciato predisposti per l'alloggiamento dei moduli elettrificati, dei moduli luminosi (moduli LED per diffusore opale/moduli LED micro-ottiche/moduli spot LED) e degli accessori di installazione. Disponibili cover cieche con cablaggio passante.

Stand alone or continuous line modular LED system with direct emission for ceiling, wall or track mounting. Modular profiles in extruded painted aluminium suitable for driver modules, light modules (LED modules for opal diffuser/micro-optic LED modules/LED spot modules) and installation accessories. Blind covers available with through wiring.



## PROFILO DI ALLUMINIO

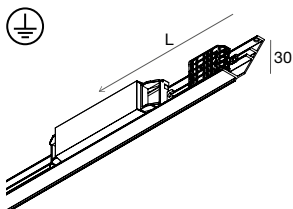
Modulo elettrificato, modulo luminoso, kit di giunzione, testate terminali ed accessori per la sospensione da ordinare a parte.

## ALUMINIUM PROFILE

Driver module, light module, junction kit, end caps and accessories for suspension to be ordered separately.

L (mm)		01	02	20	21
636	<b>113201. __</b>				
1272	<b>113202. __</b>				
1908	<b>113203. __</b>				

Combinare profili di alluminio con moduli elettrificati di pari lunghezza e con alimentatori pari al n. di moduli LED  
Combine aluminium profiles with driver modules of equal length and with no. of drivers equal to no. of LED modules



## MODULO ELETRIFICATO

Alimentazione elettronica, connettore rapido per moduli luminosi e cablaggio passante inclusi.

## DRIVER MODULE

Electronic driver, quick connector for light modules and through wiring included.

L (mm)	1 driver	2 drivers	3 drivers
636	<b>113204.99</b>	-	-
1272	<b>113205.99</b>	<b>113245.99</b>	-
1908	<b>113206.99</b>	<b>113246.99</b>	<b>113247.99</b>

## DALI-PUSH

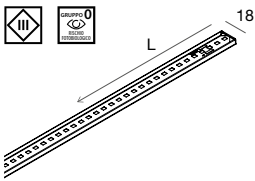
L (mm)	1 driver	2 drivers	3 drivers
636	<b>113248.99</b>	-	-
1272	<b>113249.99</b>	<b>113251.99</b>	-
1908	<b>113250.99</b>	<b>113252.99</b>	<b>113253.99</b>

## EMERGENCY 1 H Flusso in emergenza 17% / Emergency flux 17%

L (mm)	1 driver
1272	<b>113254.99</b>

Autonomia 1h / Ricarica 12h  
Autonomy 1h / Charging 12h

**MODULI LED  
LED MODULES**



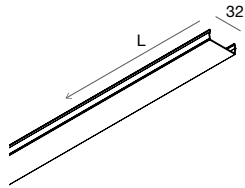
**MODULO LED  
PER DIFFUSORE OPALE**

Connettore rapido per modulo elettrificato incluso. Profilo di alluminio, modulo elettrificato e diffusore opale, da ordinare a parte.

**LED MODULE  
FOR OPAL DIFFUSER**

Quick connector to the driver module included. Aluminium profile, driver module, and opal diffuser, to be ordered separately.

L (mm)	Power	Temp	Beam	Price
636	12W	2700K		<b>113214.99</b>
636	12W	3000K		<b>113215.99</b>
636	12W	4000K		<b>113216.99</b>
1272	24W	2700K		<b>113217.99</b>
1272	24W	3000K		<b>113218.99</b>
1272	24W	4000K		<b>113219.99</b>
1908	35W	2700K		<b>113220.99</b>
1908	35W	3000K		<b>113221.99</b>
1908	35W	4000K		<b>113222.99</b>



**DIFFUSORE OPALE**

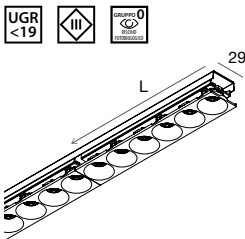
Schermo ad incastro a filo per modulo LED.

**OPAL DIFFUSER**

Flush screen for LED module.

L (mm)	2700K	3000K	4000K	Price
636	930 lm	951 lm	1051 lm	<b>113229.99</b>
1272	1861 lm	1903 lm	2103 lm	<b>113230.99</b>
1908	2791 lm	2854 lm	3154 lm	<b>113231.99</b>
* 5850	-	-	-	<b>113232.99</b>

\* Schermo 5850mm consigliato per installazioni in fila continua  
5850mm screen recommended for continuous line installations



**MODULO LED MICRO OTTICHE**

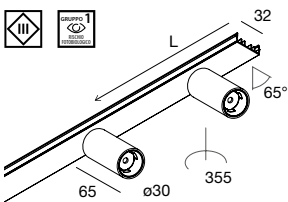
Riflettore in PC nero finitura matt, lenti in PMMA e connettore rapido per modulo elettrificato inclusi. Profilo di alluminio e modulo elettrificato, da ordinare a parte.

**MICRO-OPTICS LED MODULE**

Matt finish black PC reflector, PMMA lenses and quick connector to the driver module included. Aluminium profile and driver module, to be ordered separately.

L (mm)	Power	Temp	Beam	lm	Price
636	17W	40°	2700K	1708 lm	<b>113211.02</b>
636	17W	40°	3000K	1798 lm	<b>113212.02</b>
636	17W	40°	4000K	1893 lm	<b>113213.02</b>
1272	34W	40°	2700K	3416 lm	<b>113242.02</b>
1272	34W	40°	3000K	3596 lm	<b>113243.02</b>
1272	34W	40°	4000K	3786 lm	<b>113244.02</b>

NEW



**MODULO SPOT LED KLIMT**

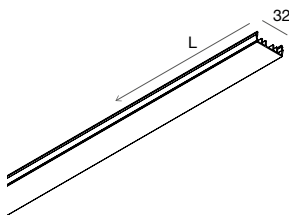
2 proiettori in lega di alluminio pressofuso verniciato a polvere con lenti in policarbonato, cover cieca e connettore rapido per modulo elettrificato inclusi. Profilo di alluminio e modulo elettrificato, da ordinare a parte.

**KLIMT LED SPOT MODULE**

2 spotlights in powder-coated die-cast aluminium alloy with polycarbonate lenses, blind cover and quick connector to the driver module included. Aluminium profile and driver module, to be ordered separately.

L (mm)	Power	Temp	Beam	lm	Price	Color
636	2x4W	25°	2700K	670 lm	<b>113223.01</b>	01 02 20 21
636	2x4W	25°	3000K	716 lm	<b>113224.01</b>	01 02 20 21
636	2x4W	25°	4000K	771 lm	<b>113225.01</b>	01 02 20 21
636	2x4W	45°	2700K	730 lm	<b>113226.01</b>	01 02 20 21
636	2x4W	45°	3000K	779 lm	<b>113227.01</b>	01 02 20 21
636	2x4W	45°	4000K	837 lm	<b>113228.01</b>	01 02 20 21

## HERO MINI





ACCESSORI  
ACCESSORIES

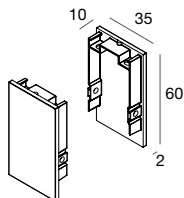
## COVER CIECA

In estruso di alluminio verniciato a polvere, provvista di cablaggio passante. Profilo di alluminio da ordinare a parte.

## BLIND COVER

Extruded powder-coated aluminium, provided with through wiring. Aluminium profile to be ordered separately.

					L (mm)
<b>113233</b> ._..	<b>01</b>	<b>02</b>	<b>20</b>	<b>21</b>	636
<b>113234</b> ._..	<b>01</b>	<b>02</b>	<b>20</b>	<b>21</b>	1272
<b>113235</b> ._..	<b>01</b>	<b>02</b>	<b>20</b>	<b>21</b>	1908







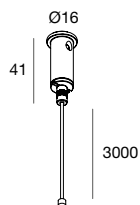
## TESTATE TERMINALI (2 pz)

Pressofusioni di alluminio verniciate.

## END CAPS (2 pcs)

Painted die-cast aluminium.

				
<b>113239</b> ._..	<b>01</b>	<b>02</b>	<b>20</b>	<b>21</b>

CAVO DI SOSPENSIONE CON  
REGOLAZIONE DALL' ALTO (1 pz)

Regolabile, in acciaio con terminale in ottone cromato.

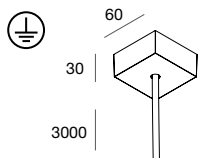
Prevedere 1 pz ad inizio e fine linea continua e in corrispondenza delle giunzioni. Per versioni stand-alone prevedere 2 pz per ciascun profilo.

## SUSPENSION CABLE WITH UPPER





WIREGRIPPER (1 pc) Adjustable, steel with chromed brass terminal.

Provide 1 pc for both ends of a continuous line and 1 pc at the junctions. For stand alone versions provide 2 pcs for each profile.

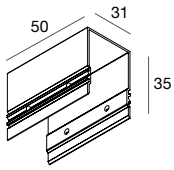
	L (mm)
<b>113240.99</b>	3000

KIT DI ALIMENTAZIONE PER SOSPENSIONE  
Cavo con guaina trasparente.

POWER SUPPLY KIT FOR SUSPENSION  
Cable with transparent sheath.

					L (mm)	Cavo / Cable (mm <sup>2</sup> )
<b>109006</b> ._..	<b>01</b>	<b>02</b>	<b>20</b>	<b>21</b>	3000	3x1,5
<b>109008</b> ._..	<b>01</b>	<b>02</b>	<b>20</b>	<b>21</b>	3000	5x1,5

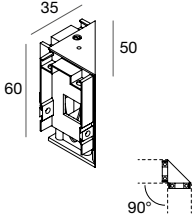
## HERO MINI

ACCESSORI  
ACCESSORIES

KIT DI GIUNZIONE LINEARE  
Estruso di alluminio anodizzato nero.

113241.99

LINEAR JUNCTION KIT  
Extruded black anodized aluminium.



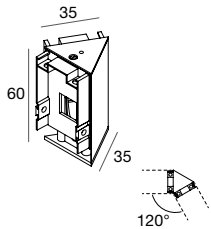
KIT DI GIUNZIONE - ANGOLO 90°  
Per unione di 2 profili.  
Pressofusione di alluminio verniciata.

113236. \_\_



01 02 20 21

JUNCTION KIT - ANGLE 90°  
For junction of 2 profiles.  
Die-casting of painted aluminium.



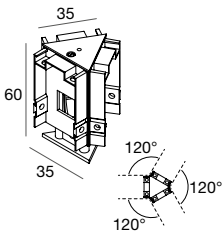
KIT DI GIUNZIONE - ANGOLO 120°  
Per unione di 2 profili.  
Pressofusione di alluminio verniciata.

113237. \_\_



01 02 20 21

JUNCTION KIT - ANGLE 120°  
For junction of 2 profiles.  
Die-casting of painted aluminium.



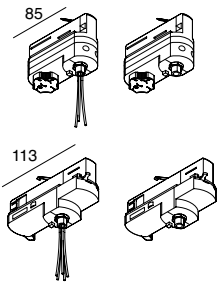
KIT DI GIUNZIONE - ANGOLO 120°  
Per unione di 3 profili.  
Pressofusione di alluminio verniciata.

113238. \_\_



01 02 20 21

JUNCTION KIT - ANGLE 120°  
For junction of 3 profiles.  
Die-casting of painted aluminium.



COPIA DI ADATTATORI  
PER BINARIO ALL-TRACK

106722. \_\_



01 02

VERSION

3P

COUPLE OF ADAPTORS  
FOR ALL-TRACK

106723. \_\_

01 02

3P + DALI