



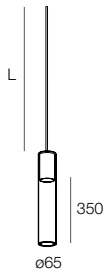
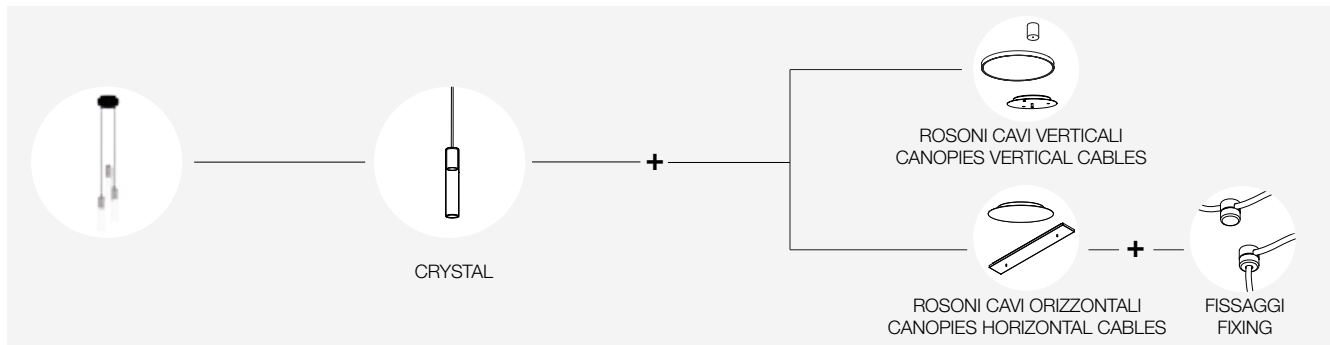
NEW

CRYSTAL



Cilindri per installazione a sospensione in vetro extra chiaro trasparente e cilindro portalampada in acciaio verniciato o in ottone massiccio, con attacco GU10. Cavo rivestito con guaina nera. Da completare con accessori BRIDGE SYSTEM per realizzare composizioni a sospensione singole o multiple.

Cylinders for suspension installation in transparent extra-clear glass with a lamp holder cylinder in painted steel or solid brass, equipped with a GU10 socket. Cable covered with a black sheath. To be completed with BRIDGE SYSTEM accessories for creating single or multiple suspension compositions.



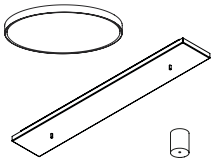
CRYSTAL

Cavo regolabile incluso.
1x GU10 max 10W
Ø51mm H55mm
non inclusa

Adjustable cable included.
1x GU10 max 10W
Ø51mm H55mm
not included

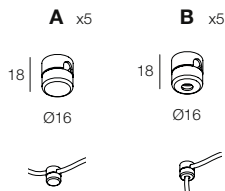
	■	■			L (mm)
111901. __	23	24	GU10	max 10W	1150
111902. __	23	24	GU10	max 10W	3500
	■				L (mm)
111901. __	16		GU10	max 10W	1150
111902. __	16		GU10	max 10W	3500

CRYSTAL

ACCESSORI
ACCESSORIES

ROSONI BRIDGE SYSTEM
Abbinare uno o più apparecchi ai rosoni Bridge System, per sospensioni singole o multiple.
Pag. 348

BRIDGE SYSTEM CANOPIES
Combine one or more fixtures with the Bridge System canopies, for single or multiple suspensions.
Pag. 348



FISSAGGIO CAVO (5 pz)
In acciaio verniciato o in ottone massiccio.
Da usare obbligatoriamente con rosoni a cavi orizzontali, per fissare e tendere i cavi su soffitto o parete. Viti di montaggio non incluse.

CABLE FIXING (5 pcs)
Made of painted steel or solid brass.
To be used mandatory with canopies with horizontal cables, to secure and tension the cable on the ceiling or wall.
Mounting screws not included.

	□	■	VERSION
112920. __	01	02	A
112921. __	01	02	B

ROSONI BRIDGE SYSTEM BRIDGE SYSTEM CANOPIES

Collins SP
Pag. 334

Crystal
Pag. 338

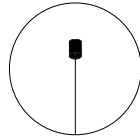
Patty
Pag. 340

Selma
Pag. 340

Miss SP
Pag. 344

Rosoni singoli, multipli lineari e multipli circolari in acciaio verniciato, da combinare con uno o più apparecchi BRIDGE SYSTEM
Single, multiple linear and multiple circular canopies in painted steel, to be combined with one or more BRIDGE SYSTEM fixtures

ROSONI SINGOLI SINGLE CANOPIES



ROSONE A

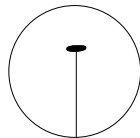
Plafone. Da abbinare a
1 apparecchio Bridge System



112905. __ 01 02 23 24

CANOPY A

Ceiling. To be combined
with 1 Bridge System fixture



ROSONE B

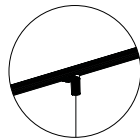
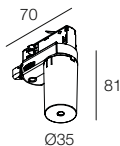
Incasso. Da abbinare a
1 apparecchio Bridge System



112906. __ 01 02 23 24

CANOPY B

Recessed. To be combined with
1 Bridge System fixture



ROSONE C

Binario. Da abbinare a
1 apparecchio Bridge System

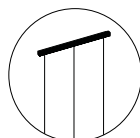
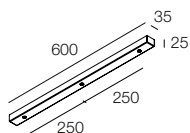


112922. __ 01 02

CANOPY C

Track. To be combined with
1 Bridge System fixture

ROSONI MULTIPLI LINEARI MULTIPLE LINEAR CANOPIES



ROSONE D

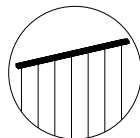
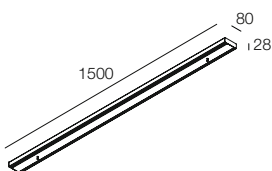
Per 3 cavi verticali ad interdistanza fissa.
Da abbinare a 3 apparecchi Bridge System, con
unica accensione.



112907. __ 01 02 23 24

CANOPY D

For 3 vertical cables with fix spacing. To be
combined with 3 Bridge System fixtures, with single
switch.



ROSONE E

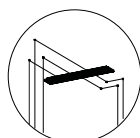
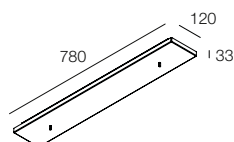
Per max 12 cavi verticali ad interdistanza libera.
Da abbinare a max 12 apparecchi Bridge System,
suddivisibili in 3 accensioni da 4 unità.



112917. __ 01 02

CANOPY E

For max 12 vertical cables with free spacing.
To be combined with max 12 Bridge System
fixtures, divisible into 3 separate switches, each
controlling 4 units.



ROSONE F

Per max 12 cavi orizzontali ad interdistanza libera.
Da abbinare a max 12 apparecchi Bridge System,
suddivisibili in 3 accensioni da 4 unità. Prevedere
fissaggi cavi, da ordinare a parte.

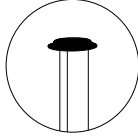
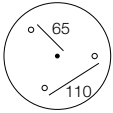
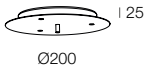


112916. __ 01 02

CANOPY F

For max 12 horizontal cables with free spacing.
To be combined with max 12 Bridge System
fixtures, divisible into 3 separate switches, each
controlling 4 units. Provide cable fixings, to be
ordered separately.

ROSONI MULTIPLI CIRCOLARI MULTIPLE CIRCULAR CANOPIES



ROSONE G

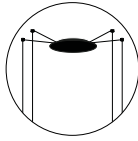
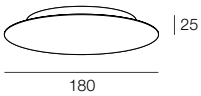
Per 3 cavi verticali ad interdistanza fissa.
Da abbinare a 3 apparecchi Bridge System,
con unica accensione.

CANOPY G

For 3 vertical cables with fix spacing.
To be combined with 3 Bridge System fixtures,
with single switch.



112908. __ 01 02 23 24



ROSONE H

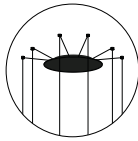
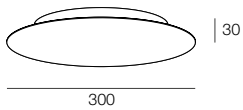
Per max 4 cavi orizzontali ad interdistanza libera.
Da abbinare a max 4 apparecchi Bridge System,
in unica accensione.
Prevedere fissaggi cavi, da ordinare a parte.

CANOPY H

For max 4 horizontal cables with free spacing.
To be combined with max 4 Bridge System
fixtures, single switch.
Provide cable fixings, to be ordered separately.



112913. __ 01 02



ROSONE I

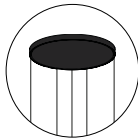
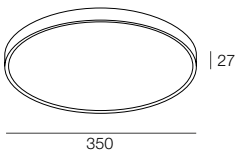
Per max 12 cavi orizzontali ad interdistanza
libera. Da abbinare a max 12 apparecchi
Bridge System, suddivisibili in 3 accensioni
da 4 unità. Prevedere fissaggi cavi, da
ordinare a parte.

CANOPY I

For max 12 horizontal cables with free
spacing. To be combined with max 12
Bridge System fixtures, divisible into 3
separate switches, each controlling 4 units.
Provide cable fixings, to be ordered separately.



112914. __ 01 02



ROSONE L

Per max 12 cavi verticali ad interdistanza libera.
Da abbinare a max 12 apparecchi Bridge System,
suddivisibili in 3 accensioni da 4 unità.

CANOPY L

For max 12 vertical cables with free spacing.
To be combined with max 12 Bridge System
fixtures, divisible into 3 separate switches, each
controlling 4 units.



112915. __ 01 02