



COLLEZIONE COLLINS | COLLINS COLLECTION



COLLINS SP
334



COLLINS PL
352



COLLINS PR
382



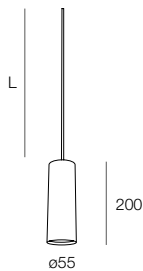
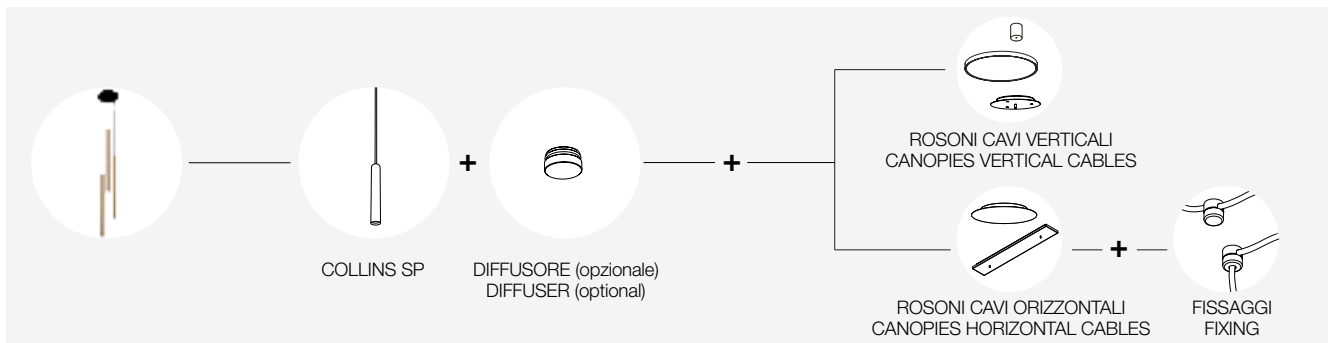
NEW

COLLINS SP



Cilindri per installazione a sospensione in acciaio verniciato texturizzato o in ottone massiccio satinato. Cavo rivestito con guaina bianca per versione bianca e guaina nera per versioni nera, grigio dark, grigio light e ottone. Portalampada con attacco GU10 o GU10 mini. Da completare con i rosoni BRIDGE SYSTEM per realizzare composizioni a sospensione singole o multiple.

Suspension cylinders made of textured powder-coated steel or solid satin brass. Cable covered with a white sheath for the white version and a black sheath for the black, dark gray, light gray, and brass versions. Lamp holder available with GU10 or GU10 mini sockets. To be completed with BRIDGE SYSTEM canopies for creating single or multiple suspension compositions.

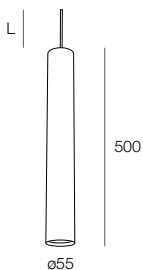


COLLINS SP Ø55 L 200mm

Cavo regolabile incluso.
1x GU10 max 10W
Ø51mm H55mm
non inclusa

Adjustable cable included.
1x GU10 max 10W
Ø51mm H55mm
not included

	□	■	■	■			L (mm)
111803. __	01	02	23	24	GU10	max 10W	1300
111814. __	01	02	23	24	GU10	max 10W	3500
							L (mm)
111803. __	16				GU10	max 10W	1300
111814. __	16				GU10	max 10W	3500



COLLINS SP Ø55 L 500mm

Cavo regolabile incluso.
1x GU10 max 10W
Ø51mm H55mm
non inclusa

Adjustable cable included.
1x GU10 max 10W
Ø51mm H55mm
not included

	□	■	■	■			L (mm)
111804. __	01	02	23	24	GU10	max 10W	1300
111815. __	01	02	23	24	GU10	max 10W	3500
							L (mm)
111804. __	16				GU10	max 10W	1300
111815. __	16				GU10	max 10W	3500

COLLINS SP Ø55

ACCESSORI ACCESSORIES

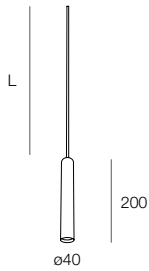


DIFFUSORE DECORATIVO
Opzionale

DECORATIVE DIFFUSER
Optional

	■	Ø (mm)	VERSION
112903.99	55	.01 .02 .23 .24	
112904.99	55	.26	

COLLINS SP Ø40

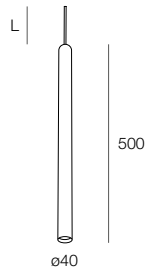


COLLINS SP Ø40 L 200mm

Cavo regolabile incluso.
1x GU10 MINI max 10W
Ø35mm H46mm
da ordinare a parte

Adjustable cable included.
1x GU10 MINI max 10W
Ø35mm H46mm
to be ordered separately

		□	■	□	■			L (mm)
111801.	___	01	02	23	24	GU10 MINI	max 10W	1300
111812.	___	01	02	23	24	GU10 MINI	max 10W	3500
		■						L (mm)
111801.	___	16				GU10 MINI	max 10W	1300
111812.	___	16				GU10 MINI	max 10W	3500



COLLINS SP Ø40 L 500mm

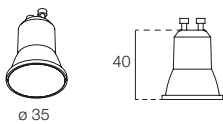
Cavo regolabile incluso.
1x GU10 MINI max 10W
Ø35mm H46mm
da ordinare a parte

Adjustable cable included.
1x GU10 MINI max 10W
Ø35mm H46mm
to be ordered separately

		□	■	□	■			L (mm)
111802.	___	01	02	23	24	GU10 MINI	max 10W	1300
111813.	___	01	02	23	24	GU10 MINI	max 10W	3500
		■						L (mm)
111802.	___	16				GU10 MINI	max 10W	1300
111813.	___	16				GU10 MINI	max 10W	3500

COLLINS SP Ø40

ACCESSORI ACCESSORIES



LAMPADINA GU10 MINI LED
on-off
Solo per versione Ø40

BULB GU10 MINI LED
on-off
Only for Ø40 version

441400003	3W	240 lm	3000K	60°
------------------	----	--------	-------	-----



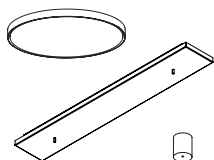
DIFFUSORE DECORATIVO
Opzionale

DECORATIVE DIFFUSER
Optional

	Ø (mm)	VERSION
112901.99	40	.01 .02 .23 .24
112902.99	40	.16

COLLINS SP

ACCESSORI ACCESSORIES

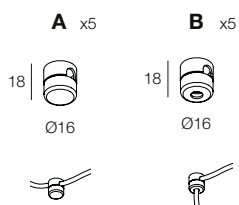


ROSONI BRIDGE SYSTEM

Abbinare uno o più apparecchi ai rosoni Bridge System, per sospensioni singole o multiple.
Pag. 348

BRIDGE SYSTEM CANOPIES

Combine one or more fixtures with the Bridge System canopies, for single or multiple suspensions.
Pag. 348



FISSAGGIO CAVO (5 pz)

In acciaio verniciato o in ottone massiccio.
Da usare obbligatoriamente con rosoni a cavi orizzontali, per fissare e tendere i cavi su soffitto o parete. Viti di montaggio non incluse.

CABLE FIXING (5 pcs)

Made of painted steel or solid brass.
To be used mandatory with canopies with horizontal cables, to secure and tension the cable on the ceiling or wall.
Mounting screws not included.

	<input type="checkbox"/>	<input checked="" type="checkbox"/>	VERSION
112920. __	01	02	A
112921. __	01	02	B



ROSONI BRIDGE SYSTEM BRIDGE SYSTEM CANOPIES

Collins SP
Pag. 334

Crystal
Pag. 338

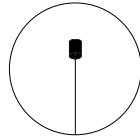
Patty
Pag. 340

Selma
Pag. 340

Miss SP
Pag. 344

Rosoni singoli, multipli lineari e multipli circolari in acciaio verniciato, da combinare con uno o più apparecchi BRIDGE SYSTEM
Single, multiple linear and multiple circular canopies in painted steel, to be combined with one or more BRIDGE SYSTEM fixtures

ROSONI SINGOLI SINGLE CANOPIES



ROSONE A

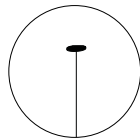
Plafone. Da abbinare a
1 apparecchio Bridge System



112905. __ 01 02 23 24

CANOPY A

Ceiling. To be combined
with 1 Bridge System fixture



ROSONE B

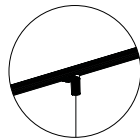
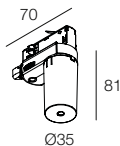
Incasso. Da abbinare a
1 apparecchio Bridge System



112906. __ 01 02 23 24

CANOPY B

Recessed. To be combined with
1 Bridge System fixture



ROSONE C

Binario. Da abbinare a
1 apparecchio Bridge System

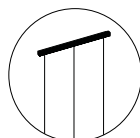
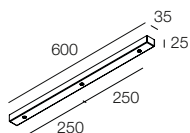


112922. __ 01 02

CANOPY C

Track. To be combined with
1 Bridge System fixture

ROSONI MULTIPLI LINEARI MULTIPLE LINEAR CANOPIES



ROSONE D

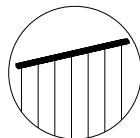
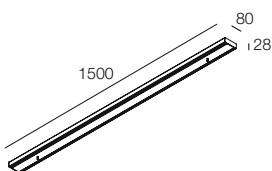
Per 3 cavi verticali ad interdistanza fissa.
Da abbinare a 3 apparecchi Bridge System, con
unica accensione.



112907. __ 01 02 23 24

CANOPY D

For 3 vertical cables with fix spacing. To be
combined with 3 Bridge System fixtures, with single
switch.



ROSONE E

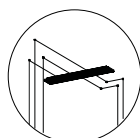
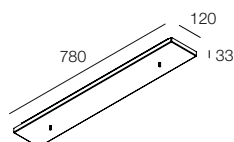
Per max 12 cavi verticali ad interdistanza libera.
Da abbinare a max 12 apparecchi Bridge System,
suddivisibili in 3 accensioni da 4 unità.



112917. __ 01 02

CANOPY E

For max 12 vertical cables with free spacing.
To be combined with max 12 Bridge System
fixtures, divisible into 3 separate switches, each
controlling 4 units.



ROSONE F

Per max 12 cavi orizzontali ad interdistanza libera.
Da abbinare a max 12 apparecchi Bridge System,
suddivisibili in 3 accensioni da 4 unità. Prevedere
fissaggi cavi, da ordinare a parte.

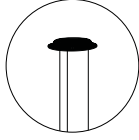
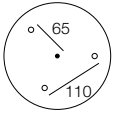
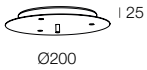


112916. __ 01 02

CANOPY F

For max 12 horizontal cables with free spacing.
To be combined with max 12 Bridge System
fixtures, divisible into 3 separate switches, each
controlling 4 units. Provide cable fixings, to be
ordered separately.

ROSONI MULTIPLI CIRCOLARI MULTIPLE CIRCULAR CANOPIES



ROSONE G

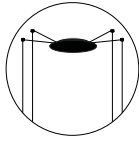
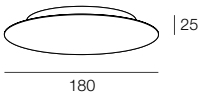
Per 3 cavi verticali ad interdistanza fissa.
Da abbinare a 3 apparecchi Bridge System,
con unica accensione.

CANOPY G

For 3 vertical cables with fix spacing.
To be combined with 3 Bridge System fixtures,
with single switch.



112908. __ 01 02 23 24



ROSONE H

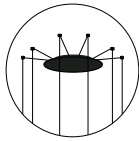
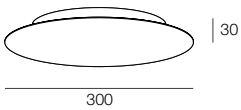
Per max 4 cavi orizzontali ad interdistanza libera.
Da abbinare a max 4 apparecchi Bridge System,
in unica accensione.
Prevedere fissaggi cavi, da ordinare a parte.

CANOPY H

For max 4 horizontal cables with free spacing.
To be combined with max 4 Bridge System
fixtures, single switch.
Provide cable fixings, to be ordered separately.



112913. __ 01 02



ROSONE I

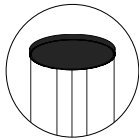
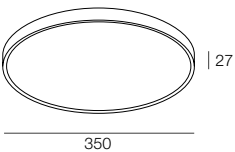
Per max 12 cavi orizzontali ad interdistanza
libera. Da abbinare a max 12 apparecchi
Bridge System, suddivisibili in 3 accensioni
da 4 unità. Prevedere fissaggi cavi, da
ordinare a parte.

CANOPY I

For max 12 horizontal cables with free
spacing. To be combined with max 12
Bridge System fixtures, divisible into 3
separate switches, each controlling 4 units.
Provide cable fixings, to be ordered separately.



112914. __ 01 02



ROSONE L

Per max 12 cavi verticali ad interdistanza libera.
Da abbinare a max 12 apparecchi Bridge System,
suddivisibili in 3 accensioni da 4 unità.

CANOPY L

For max 12 vertical cables with free spacing.
To be combined with max 12 Bridge System
fixtures, divisible into 3 separate switches, each
controlling 4 units.



112915. __ 01 02