
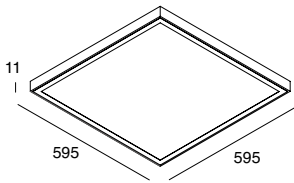


THE PANEL IP65



Pannello LED con grado di protezione IP65 totale. Cornice in lega di alluminio verniciata a polvere di colore bianco, diffusore opale. Installabile ad incasso su controsoffitto a pannelli con struttura a vista senza accessori, ad incasso su cartongesso liscio con kit profilo da rasare, e a plafone con Box (solo per interni). Alimentatore elettronico incluso, da collegare tramite opportuni connettori stagni.

Global protection index IP65 LED panel. Frame made of white powder coated aluminium alloy, opal diffuser. No accessories needed for installation on exposed grid ceiling, kit for levelled recessed installation required for standard plasterboard, and Box for ceiling surface installation (only indoor). Included electronic driver, to be connected to the fixture by sealed connectors.



THE PANEL 2 - IP65 600x600

Altezza minima per installazione 60 mm.

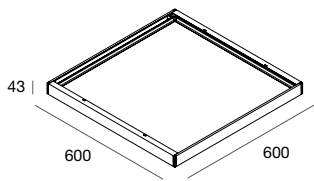
Minimum height for installation 60 mm.

	3000K <input type="checkbox"/>	4000K <input type="checkbox"/>
36W	3723 lm 105501.01	4137 lm 105502.01



THE PANEL IP65

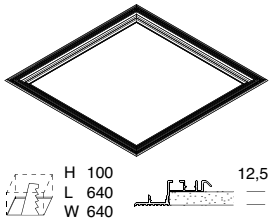
ACCESSORI ACCESSORIES



**BOX PER INSTALLAZIONE
A PLAFONE**
Kit da assemblare,
non installabile a parete.

	L (mm)
102086.01	600x600

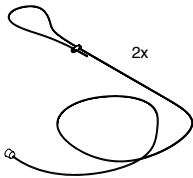
KIT FOR CEILING MOUNTING
To be assembled, not suitable
for wall surface mounting.



**KIT PER INSTALLAZIONE
AD INCASSO A RASAMENTO**
Profilo da rasare su cartongesso
di spessore 12,5 mm.
Il pannello si installa in appoggio.

	L (mm)
102028.99	600x600

**KIT FOR LEVELLED
RECESSED INSTALLATION**
Profile to be levelled on 12,5 mm thick
plasterboard.



KIT ANTICADUTA
Cavo in acciaio da fissare a soffitto o
strutture tramite morsetto in ottone nichelato
e aggancio a vite sul pannello.

	L (mm)
105503.99	3000

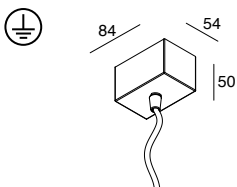
ANTI FALL-OUT KIT
Steel cable to be fixed to the ceiling or
structures using a nickel-plated brass
clamp and screwed on the panel.



CAVI DI SOSPENSIONE (4 pz.)
regolabili, in acciaio con terminali
in ottone cromato.

	L (mm)
104429.99	3000

SUSPENSION CABLES (4 pcs)
adjustable, made of steel with tile pipes
in chromed brass.



**KIT DI ALIMENTAZIONE
PER SOSPENSIONE**
Cavo di alimentazione trasparente

	L (mm)	Cavo / Cable (mm ²)
108919.01	1200	3x1,5
108920.01	3000	3x1,5

**POWER SUPPLY KIT
FOR SUSPENSION**
Transparent power cable