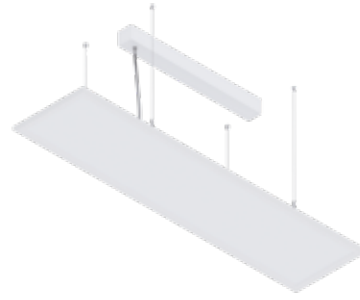



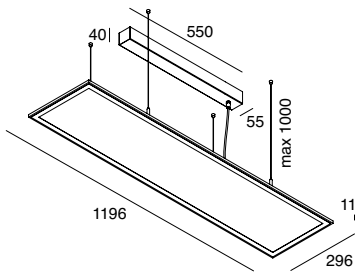
THE PANEL

BIEMISSIONE



Pannello LED 1200x300 mm ad emissione diretta-indiretta.
 Cornice in lega di alluminio verniciata a polvere di colore bianco, diffusore opale e rosone in acciaio verniciato bianco.
 UGR<19 4H-8H, S=0.25, indice di riflessione 70-50-20.
 Alimentatore elettronico e accessori per la sospensione inclusi.

LED panel 1200x300 mm made of white powder coated aluminum alloy and canopy white painted steel. UGR<19 4H-8H, S=0.25, reflexion index 70-50-20.
 Electronic driver and accessories for suspension included.



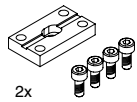
		3000K <input type="checkbox"/>		4000K <input type="checkbox"/>
33W	4185 lm	105601.01	4545 lm	105602.01
DALI-PUSH				
		3000K <input type="checkbox"/>		4000K <input type="checkbox"/>
33W	4185 lm	105603.01	4545 lm	105604.01

THE PANEL

BIEMISSIONE

ACCESSORI

ACCESSORIES



2x

KIT n.2 GIUNTI
 (privi di sospensioni)

KIT nos.2 JOINTS
 (without suspensions)

16232.96



