





NEWSTEP

Segnapasso per interni dal design minimale ed elegante. Quasi invisibile, NEWSTEP è un prodotto LED Novalux perfetto per l'illuminazione di scale, la segnalazione di percorsi e corridoi e l'illuminazione notturna di cortesia.

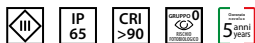

Step lights for indoor use with a minimal and elegant design. Almost invisible, NEWSTEP is a Novalux LED product ideal to light up staircases, path and corridor marking and night-time courtesy light.

NEWSTEP

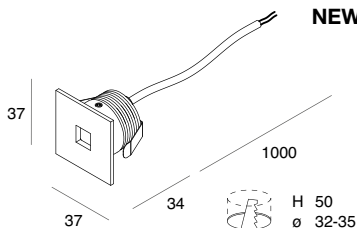


Apparecchio LED segnapasso IP65 per installazione ad incasso per cartongesso di 12,5 mm o per muratura con apposito accessorio. Cornice in lega di alluminio verniciata, dissipatore in lega di alluminio e molle in acciaio armonico. Sorgente LED protetta da vetro trasparente. Accessorio per l'installazione in muratura e alimentatore elettronico 350mA o 700mA da ordinare a parte.

LED path indicator for wall recessed installation in 12,5 mm thickness plasterboard, or in brick/concrete wall with appropriate accessory. Frame made of painted aluminium alloy, dissipater made of aluminium alloy and clips made of harmonic steel. LED source protected by a transparent glass. Wall plaque and electronic driver 350mA or 700mA to be ordered separately.

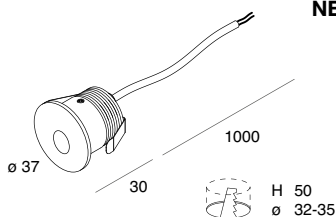


NEWSTEP QUADRATO



			3000K <input type="checkbox"/>	4000K <input type="checkbox"/>
2W - 700mA	110 lm	109401.01	109402.01	

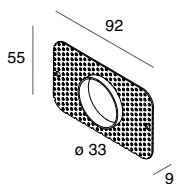
NEWSTEP TONDO



			3000K <input type="checkbox"/>	4000K <input type="checkbox"/>
2W - 700mA	110 lm	109403.01	109404.01	

NEWSTEP

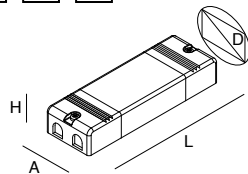
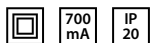
ACCESSORI ACCESSORIES



PLACCA MURALE
Per installazione su scatola di derivazione universale mod. 503 (non inclusa), da stuccare e rasare.

109405.99

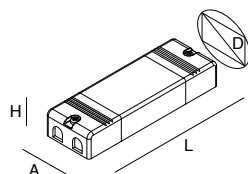
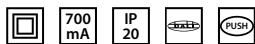
WALL PLAQUE
To be fixed on a 503 universal connection box (not included), to plaster over and to level.



ALIMENTATORE ELETTRONICO STABILIZZATO
220-240V 50/60Hz
alloggiabile nella scatola di derivazione universale mod. 503 (non inclusa) e passante per il foro della placca murale 109405.99

		A (mm)	D (mm)	H (mm)	L (mm)
101322.99	4W	27	34	21	53

ELECTRONIC STABILIZED DRIVER
220-240V 50/60Hz
Suitable for the universal junction box mod. 503 (not included) and passing through the hole of the wall plaque 109405.99



ALIMENTATORE ELETTRONICO DIMMERABILE STABILIZZATO
220-240V 50/60Hz
Idoneo per il collegamento in serie di min 4 e max 10 Newstep

		A (mm)	D (mm)	H (mm)	L (mm)
101336.99	26W	43	52	30	131

ELECTRONIC DIMMABLE STABILIZED DRIVER
220-240V 50/60Hz
Suitable for the connection in series of min 4 and max 10 Newstep.

