

EDY L NEW

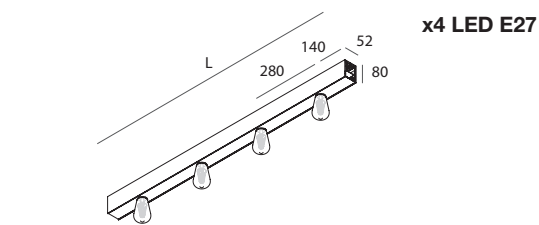
Sistema lineare E27 a tensione di rete, installabile singolo o in fila continua, a plafone e sospensione.
 Profilo in lega di alluminio verniciato. Cablaggio passante e giunti lineari inclusi. Testate terminali e accessori per la sospensione da ordinare a parte.

E27 Stand alone or continuous line system for ceiling and suspension mounting.
 Painted alloy aluminium profile. Through wiring and linear junctions included.
 End caps and accessories for suspension mounting to be ordered separately.

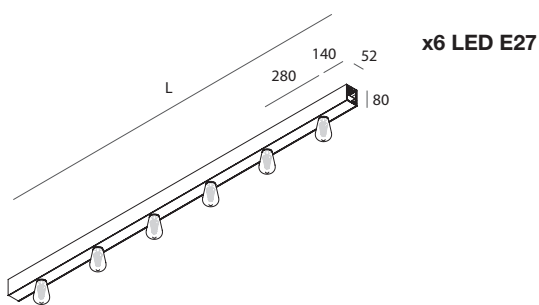
SORGENTI LED E27 NON INCLUSE / E27 LED SOURCES NOT INCLUDED



Per dettagli sui colori fare riferimento alla seconda di copertina.
 For details on the colors refer to the second cover.



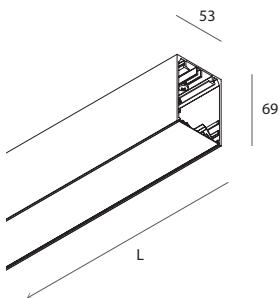
L (mm)	POWER	CODE	<input type="checkbox"/>	<input type="checkbox"/>	<input type="checkbox"/>	<input type="checkbox"/>
1120	4x12W max	109602. __	01	02	20	21



L (mm)	POWER	CODE	<input type="checkbox"/>	<input type="checkbox"/>	<input type="checkbox"/>	<input type="checkbox"/>
1680	6x12W max	109603. __	01	02	20	21

EDY L

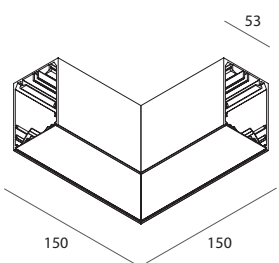
ACCESSORI ACCESSORIES



MODULO CIECO LINEARE
 Completo di giunti di unione e cover inferiore.
 Modulo non alimentabile direttamente dalla rete, non provvisto di cablaggio passante.

CODE	<input type="checkbox"/>	<input type="checkbox"/>	<input type="checkbox"/>	<input type="checkbox"/>	L (mm)
109605. __	01	02	20	21	1120
109606. __	01	02	20	21	1680

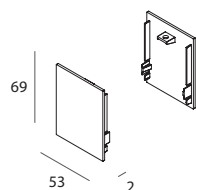
LINEAR BLIND MODULE
 Complete with joints and blind cover.
 Not directly powered by mains supply, not equipped with through wiring.



MODULO CIECO ANGOLARE
 Completo di giunti di unione e cover inferiore.
 Modulo non alimentabile direttamente dalla rete, non provvisto di cablaggio passante.

CODE	<input type="checkbox"/>	<input type="checkbox"/>	<input type="checkbox"/>	<input type="checkbox"/>	L (mm)
109607. __	01	02	20	21	150x150

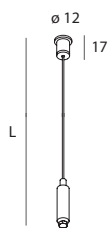
CORNER BLIND MODULE
 Complete with joints and blind cover.
 Not directly powered by mains supply, not equipped with through wiring.



TESTATE TERMINALI
 (2 pz.)

CODE	<input type="checkbox"/>	<input type="checkbox"/>	<input type="checkbox"/>	<input type="checkbox"/>
108684. __	01	02	20	21

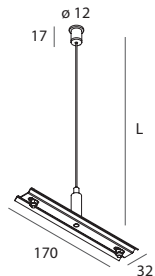
END CAPS
 (2 pcs)



CAVO DI SOSPENSIONE (1 pz)
1 pz a inizio e fine linea continua e 2 pz
per installazione singola.
In acciaio, regolabile.

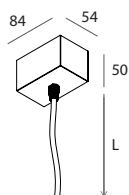
SUSPENSION CABLE (1 pc)
1 pc for both ends of a continuous line
and 2 pcs for stand alone installation.
Made of steel, adjustable.

CODE	L (mm)
108685.99	3000



CAVO DI SOSPENSIONE (1 pz)
Per unione profili.
In acciaio, regolabile.
SUSPENSION CABLE (1 pc)
For profiles junction.
Made of steel, adjustable.

CODE	L (mm)
108686.99	3000



KIT DI ALIMENTAZIONE

POWER SUPPLY KIT

CODE	<input type="checkbox"/>	<input type="checkbox"/>	<input type="checkbox"/>	<input type="checkbox"/>	L (mm)	Cavo / Cable (mm ²)
108919.---	01	02	20	21	1200	3x1,5
108920.---	01	02	20	21	3000	3x1,5