novalux75°

ITALIAN LIGHTING DESIGN SINCE 1948

23 ARTEC

novalux
ITALIAN LIGHTING DESIGN SINCE 1948

084 A-70
402 ALL-TRACK INCASSO
404 ALL-TRACK PLAFONE-SOSPENSIONE
240 ARK
464 AZIMUT
412 DALì
454 DISC
012 DOMYNOS
425 DRIVERS
448 DROP
450 DROP FLAT
236 EDY L
190 FORTY8 TRACK
408 GALA
428 GESTIONE LUCE
222 GHOST EVO
458 GLASS
254 HALOS
276 HALOS ACOUSTIC
262 HALOS B
268 HALOS MINI
284 HALOS SPOT
102 HERO
112 HERO B
125 HERO C
376 KONE
046 L-09
051 L-09 WALL
034 L-16 EVO
042 L-16 LOW
022 L-16 TRACK
040 L-16 WALL
054 L-33
059 L-33 WALL
062 L-36 TRACK
440 LISA
142 LUCKY MAXI
150 LUCKY MINI
456 LYTUS

new



new
2700K

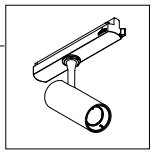

new

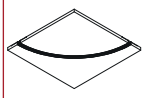

new



GIADA SYSTEM
new



INTERFACES TRACK 48V
new

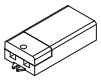

DRIVERS 24-48V LED STRIP
new

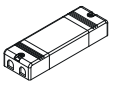

INTERFACE LED STRIP
new

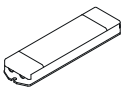

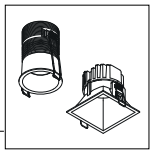

new
SQUARE IP54
ROUND IP65

new



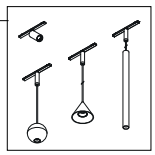

new
SPOT KLIMT
MICRO-OPTICS 2700K/4000K
PENDANT LAMPS

Nuovo prodotto
New product

Upgrade prodotto
Product upgrade

348 MINI TUBE
373 MINI WELL
363 NEWSTEP
386 NIK
332 NINA
340 OWL
077 P-25
158 P-30
182 P-30 READY
082 P-40
466 PEAK
321 PROFILED ANGOLARE
320 PROFILED INCASSO H12
319 PROFILED H16
318 PROFILED H9
316 PROFILED MACRO
317 PROFILED MICRO
322 PROFILED TONDO
324 PROFILED 230
358 PUNTO
304 RECTA
293 ROTO
070 SIDE
444 SOAP
446 SOLE
344 SPYGLASS
422 STRIP LED
212 T-48 MINI
452 TECA
132 TEK
442 TILE
336 TIN
460 TITTI
352 TUBO
092 V-30
096 V-90
097 V-180
326 VISaVIS
368 WELL
362 ZENIT

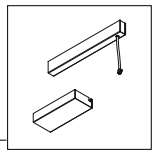

new
DRIVER BOX



new



new



new

STRIP LED 230V



new

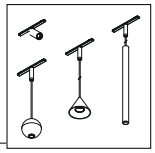

new
SPOT KLIMT
MICRO-OPTICS 2700K/4000K
PENDANT LAMPS
DRIVER BOX



new



new



new



new

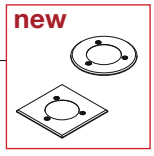

new



Anniversary

novalux
ITALIAN LIGHTING DESIGN SINCE 1948



Per celebrare i suoi 75 anni, Novalux ha in serbo progetti speciali e tantissime novità che ci accompagneranno durante il 2023

To celebrate its 75th anniversary, Novalux has special projects and lots of new things in store that will accompany us through 2023

STAY TUNED!

CARTOON LIGHT


new
DOMYNOS
12


new
L-16 TRACK
22

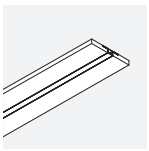
L-16 EVO
34


new
L-16 LOW
34


L-16 WALL
34

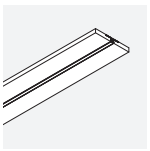
L-09
46


L-09 WALL
46

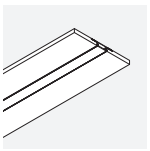
L-33
54

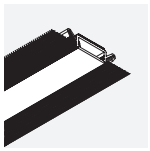
L-33 WALL
54

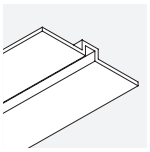
L-36 TRACK
62


SIDE
70


P-25
76


P-40
76

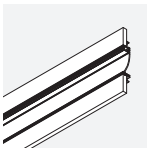
A-70
84


new
V-30/V-90/V-180
92

SYSTEMS

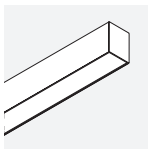
HERO
100

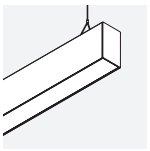
HERO B
100

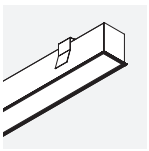
HERO C
100

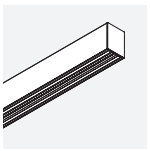
TEK
132

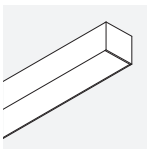
LUCKY MAXI
142

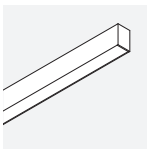
LUCKY MINI
150


new
P-30
156


P-30 READY
156


new
FORTY8
TRACK
190


new
T-48 MINI
212


GHOST EVO
222

CEILING / WALL / FLOOR

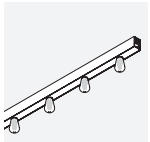
EDY L
236


ARK
240


HALOS ACOUSTIC
248

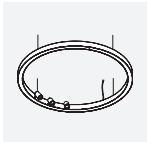
HALOS SPOT
248


HALOS
254

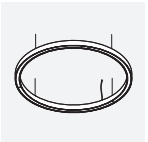
HALOS B
262

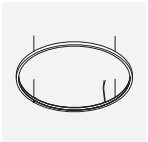
HALOS MINI
268

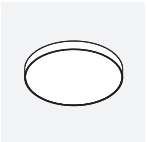
ROTO
292


new
RECTA
304


PROFILED
H9
312


PROFILED
MICRO
312

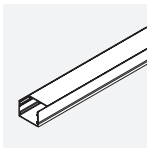
PROFILED
MACRO
312


PROFILED
H16
312


PROFILED
INCASSO H12
312

PROFILED
TONDO
312

PROFILED
AD ANGOLO H16
312

new
PROFILED
230
312

NEWSTEP
362

new
VISaVIS
326

NINA
332

MINI TUBE
348

SPYGLASS
344

new
TUBO
352

new
PUNTO
358

TIN
336

OWL
340

DOWNLIGHT

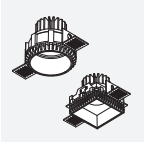

WELL
368



MINI WELL
368

new



KONE
376

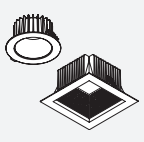

NIK
386

TRACK



ALL-TRACK
INCASSO
400



ALL-TRACK
PLAFONE
SOSPENSIONE
404

new



DALÌ
412

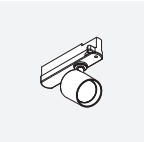

GALA
408

STRIP LED AND LIGHT MANAGEMENT



STRIP LED
419

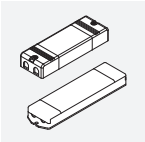

DRIVERS
425



GESTIONE LUCE
LIGHT MANAGEMENT
428

OUTLIGHT



LISA
440

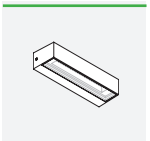

TILE
442

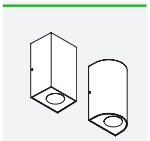

SOAP
444

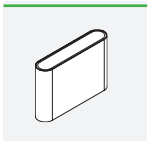

SOLE
446

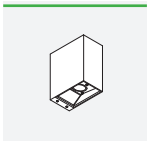

DROP
448

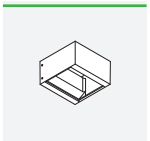

DROP FLAT
450

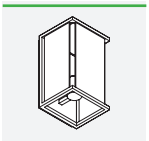

TECA
452

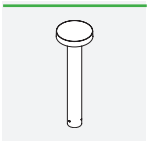

DISC
454

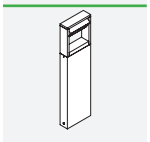

LYTUS
456

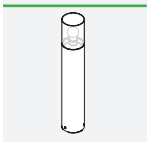

GLASS
458

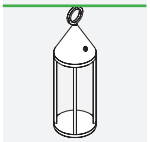

TITTI
460

new

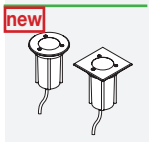

ZENIT
462

new

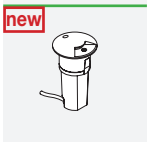

AZIMUT
464



PEAK
466

INCASSO IN CARTONGESSO
RECESSED INTO PLASTERBOARD

new 
DOMYNOS
12

new 
L-16 TRACK
22

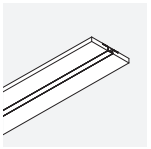
L-16 EVO
34

new 
L-16 LOW
34

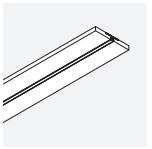
L-09
46

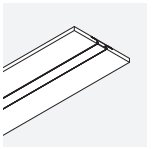
L-33
54

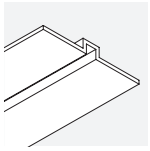
L-36 TRACK
62


P-25
76


P-40
76


A-70
84

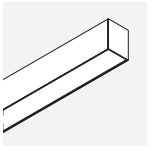
HERO
100

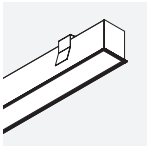
HERO C
100

new 
P-30
156


P-30 READY
156

new 
FORTY8
TRACK
190


GHOST EVO
222


ARK
240

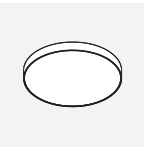
ROTO
292


PROFILED
INCASSO H12
312

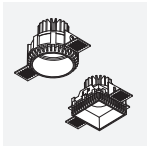
WELL
368


MINI WELL
368

new 
KONE
376

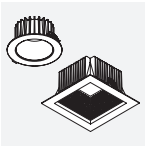
NIK
386


ALL-TRACK
INCASSO
400

INCASSO IN MURATURA
RECESSED INTO BRICKWORK


L-16 WALL
34

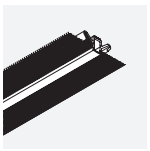
L-09 WALL
46

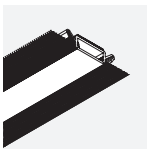
L-33 WALL
54


PROFILED
INCASSO H12
312

SOSPENSIONE
SUSPENDED

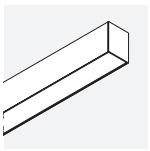

HERO
100

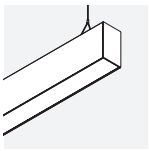

HERO B
100

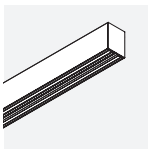

TEK
132

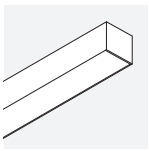

LUCKY MAXI
142

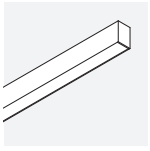

LUCKY MINI
150

new



P-30
156



P-30 READY
156

new



FORTY8
TRACK
190

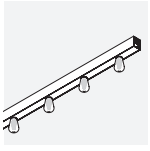

EDY L
236



ARK
240



HALOS ACOUSTIC
248

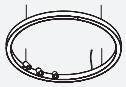

HALOS SPOT
248



HALOS
254

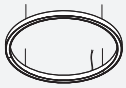

HALOS B
262

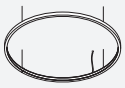

HALOS MINI
268



ROTO
292



PROFILED
TONDO
312

MINI TUBE
348

new



TUBO
352

VELETTA
LIGHT COVE



SIDE
70



GHOST EVO
222

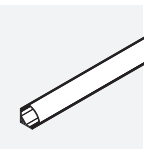

PROFILED
AD ANGOLO H16
312

PLAFONE
CEILING MOUNTED

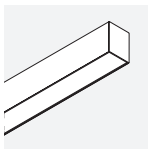
HERO
100

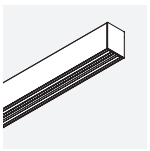
TEK
132

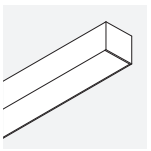
LUCKY MAXI
142

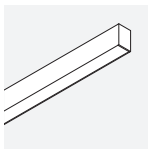
LUCKY MINI
150

new

P-30
156


P-30 READY
156

new

FORTY8
TRACK
190

new

T-48 MINI
212

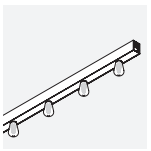
EDY L
236


ARK
240


HALOS ACOUSTIC
248


HALOS SPOT
EMISSIONE INTERNA
248


HALOS
254

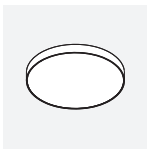
ROTO
292

new

PROFILED 230
324


SPYGLASS
344

new

TUBO
352


TIN
336

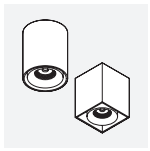
OWL
340

BINARIO
TRACK MOUNTED

new

L-16 TRACK
22

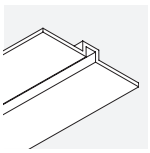
L-36 TRACK
62

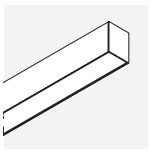
HERO
100

new

FORTY8
TRACK
190


ALL-TRACK
INCASSO
400


ALL-TRACK
PLAFONE SOSPENSIONE
404

new

DALÌ
412

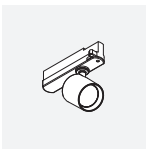
GALA
408

STRIP LED E GESTIONE LUCE
STRIP LED AND LIGHT MANAGEMENT

new

STRIP LED
419

new

DRIVERS
425

new

GESTIONE LUCE
LIGHT MANAGEMENT
428

LAMPADA DA TERRA / APPOGGIO
FLOOR / TABLE LAMP

new

VISaVIS
326

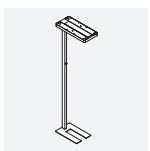
NINA
332


LISA
440


TITTI
460

PARETE
WALL MOUNTED

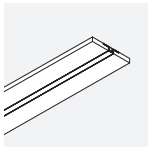

L-16 EVO
34

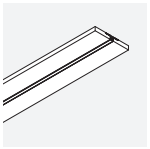

L-09
46

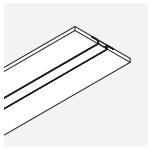

L-33
54



A-70
84

new



V-30/V-90/V-180
92

new



P-30
156



P-30 READY
156



ARK
240



HALOS SPOT
EMISSIONE INTERNA
248

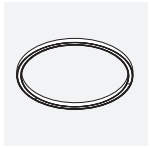

HALOS
254

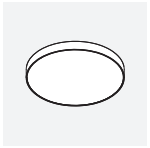

ROTO
292

new



RECTA
304



PROFILED
TONDO
312

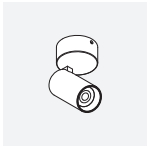

SPYGLASS
344

new



PUNTO
358

PARETE ESTERNO
WALL MOUNTED OUTDOOR

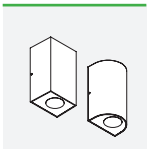

SOAP
444

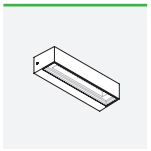

TILE
442



SOLE
446



DROP
448

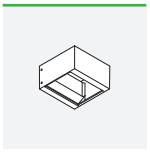

DROP FLAT
450

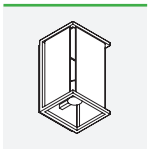

TECA
452



TITTI
460

PALETTI ESTERNO
BOLLARDS OUTDOOR

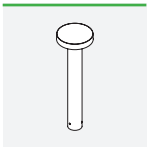

DISC
454

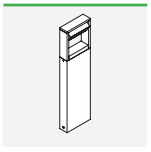

LYTUS
456

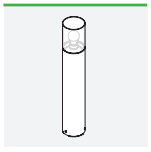

GLASS
458

PICCHETTI ESTERNO
SPIKE LIGHTS OUTDOOR



PEAK
466

INCASSI A TERRA
FLOOR RECESSED

new



ZENIT
462

new



AZIMUT
464

LEGENDA SIMBOLI
SYMBOLS LEGEND


Incasso a soffitto in muratura,
Luce diretta
Recessed into brick/concrete ceiling
Direct light


Incasso a parete in muratura,
Luce diretta
Recessed into brick/concrete wall
Direct light


Incasso a parete in muratura,
Luce indiretta asimmetrica verso il basso
Recessed into brick/concrete wall
Asymmetric indirect light, downward


Incasso a soffitto in cartongesso
o in appoggio su pannelli, luce diretta
Recessed into plasterboard false ceiling
or supported by panels, direct light


Incasso a parete in cartongesso,
Luce diretta
Recessed into plasterboard wall
Direct light


Incasso a parete in cartongesso,
Luce indiretta asimmetrica verso il basso
Recessed into plasterboard wall,
Asymmetric indirect light, downward


Incasso a soffitto in cartongesso,
Luce spot orientabile
Recessed into plasterboard false ceiling
Adjustable spot light


Installazione su veletta,
Luce spot orientabile
Installed on pelmet
Adjustable spot light


Installazione su veletta,
Luce indiretta
Installed on pelmet
Indirect light


Binario, luce diretta
Track mounted direct light


Binario,
Luce diretta orientabile
Track mounted adjustable
Direct light


Proiettore a binario,
Luce diretta orientabile
Track mounted projector
Adjustable direct light


Lampada da terra
Floor lamp


Picchetto,
Luce orientabile
Stake mounted adjustable light


Plafone, luce diretta
Ceiling mounted direct light


Plafone, luce diffusa
Ceiling mounted, diffused emission


Parete, luce diretta
Wall mounted direct light


Parete, luce diffusa
Wall mounted, diffused emission


Incasso a terra
Floor recessed


Parete,
Luce indiretta asimmetrica verso il basso
Wall mounted,
Asymmetric indirect light, downward


Parete,
Luce diretta radente
Wall mounted grazing
Direct light


Parete,
Luce indiretta radente
Wall mounted grazing
Indirect light


Parete,
Luce mista radente
Wall mounted grazing
Direct/indirect light


Sospensione, luce diretta
Suspended direct light


Sospensione, luce diffusa
Suspended diffused light


Sospensione, luce mista
Suspended direct/indirect light


Sospensione, luce indiretta
Suspended indirect light


Bollard
Bollard



Indice di resa cromatica >90
Colour rendering index >90



Apparecchio UGR <19
Fixture with UGR <19



Rischio fotobiologico esente
Photobiological risk exent



Rischio fotobiologico 1
Photobiological risk 1


Apparecchio provvisto di caricabatterie
a muro con spina europea
Fixture equipped with wall charger
with European plug



Prodotto novità
New lighting fixture



Garanzia
Warranty



Conforme al DM
23 giugno 2022 n. 256
C.A.M. Edilizia
Compliant with decree
23 june 2022 n. 256
C.A.M. Edilizia



Prodotto in Italia
Made in Italy



Progettato in Italia
Designed in Italy



Classe I
Class I



Classe II
Class II



Classe III
Class III



Alimentato in corrente alternata
220-240V 50/60hz
In alternating current
220-240V 50/60hz



Alimentato a tensione di rete
Mains voltage



Alimentato in tensione costante
24Vdc
In constant voltage 24Vdc



Valore di alimentazione
in corrente costante
Constant current value



Cablaggio con alimentatore elettronico dimmerabile analogico,
regolazione mediante potenziometro con segnale 0-10V
Analogic dimmable wiring, regulation by potentiometer 0-10V



Cablaggio con alimentatore elettronico dimmerabile analogico,
regolazione mediante potenziometro con segnale 1-10v
Analogic dimmable wiring, regulation by potentiometer 1-10v



Cablaggio con alimentatore elettronico
dimmerabile digitale con interfaccia DALI
Dimmable wiring by DALI interface



Cablaggio con alimentatore elettronico
dimmerabile, regolazione tramite pulsante
Dimmable wiring regulation by traditional
switch-dim



Cablaggio con alimentatore elettronico dimmerabile,
regolazione con dimmer a taglio di fase TRIAC
Dimmable wiring, regulation with phase-cutting
dimmer TRIAC



Dimmer integrato
Built-in dimming device



Grado di protezione IK:
resistenza dell'involucro dell'apparecchio
agli impatti meccanici esterni
IK index of protection:
resistance of fixture casings against
external mechanical impacts



Grado di protezione IP:
efficacia di tenuta di contenitori degli apparecchi
contro l'intrusione nel dispositivo di corpi estranei di
tipo solido e liquido
IP index of protection:
effective seal for containers of electrical equipment
against intrusion of liquids and solids



Minimo livello di oscillazione della luce,
minor affaticamento visivo e migliore
efficienza di sistema
Minimum level of light oscillation,
less visual fatigue and
better system efficiency

FINITURE
FINISH

TRASPARENTE TRANSPARENT	**.00**	
BIANCO WHITE	**.01**	
NERO BLACK	**.02 NE**	
GRIGIO GREY	**.03**	
BRUNITO BRUNISH	**.04**	
ROSSO RED	**.05**	
RUGGINE RUST	**.06**	
ACCIAIO INOX STAINLESS STEEL	**.09**	
SALVIA SAGE	**.10**	
SABBIA SAND	**.12**	
OPALE / ANTRACITE OPAL / ANTHRACITE	**.13**	
RAME LUCIDO SHINY COPPER	**.14**	
ORO OPACO MATT GOLD	**.15**	
OTTONE SATINATO SATIN BRASS	**.16**	
ORO ROSSO RED GOLD	**.18**	
CAFFÈ CAFFÈ	**.20**	
CAPPUCCINO CAPPUCCINO	**.21**	
ORO GOLD	**.22**	
GRIGIO ANTRACITE ANTHRACITE GREY	**.94**	
ANODIZZATO NATURALE ANODIZED NATURAL FINISH	**.96**	
CROMATO LUCIDO SHINY CHROME	**.97**	
NON DEFINITO UNDEFINED	**.99**	

PANNELLI FONOASSORBENTI
SOUND-ABSORBING PANELS

NERO GRAFITE GRAPHITE BLACK	
GRIGIO IRON IRON GREY	

CARTOON LIGHT





domynos

L'evoluzione del concetto Cartoon Light, ora applicato alle forme curve. Un prodotto Novalux unico, dal design esclusivo, che sintetizza l'efficienza tecnologica all'estetica più ricercata. Sistema in cartongesso con profilo in estruso di alluminio integrato, per l'alloggiamento di moduli LED 48V magnetici lineari, curvi e circolari, combinabili tra loro. DOMYNOS esprime il passaggio dalla forma lineare a molteplici composizioni di luce, capaci di sedurre lo spazio con le loro curve.

The evolution of the Cartoon Light concept, now applied to curved shapes. A unique Novalux product with an exclusive design that combines technological efficiency with the most sought-after aesthetics. Plasterboard system with integrated extruded aluminium profile to house linear, curved and circular magnetic 48V LED modules that can be combined. DOMYNOS expresses the transition from linear form to multiple light compositions, capable of seducing space with their curves.

CARTOON LIGHT

DOMYNOS

- **PANNELLI MODULARI DI CARTONGESSO DA 12,5 mm CON PROFILI CURVI INTEGRATI PER LED**

  12,5mm MODULAR PLASTERBOARD PANELS WITH INTEGRATED CURVED PROFILED FOR LEDS

- **SISTEMA DI MONTAGGIO MAGNETICO DEI MODULI LED CURVI E LINEARI**

  MAGNETIC MOUNTING SYSTEM OF CURVE AND LINEAR LED MODULES

- **CONNETTORI RAPIDI PER UNA GIUNZIONE VELOCE E PRECISA DEI MODULI LED**

  QUICK CONNECTORS FOR FAST AND PRECISE JUCTION OF LED MODULES

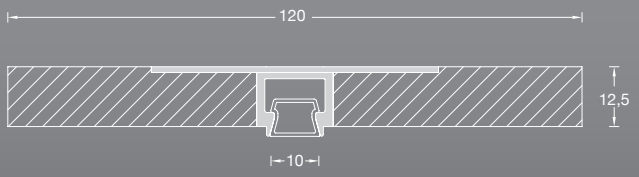





DOMYNOS

NEW

PATENTED



Sistema in cartongesso con profilo in estruso di alluminio per l'alloggiamento di moduli LED 48V.
Gestione ON/OFF con alimentatore stabilizzato 48V o dimmerazione con aggiunta dell'interfaccia di dimmerazione 105914.99

Plasterboard system with extruded aluminium profile for housing 48V LED modules.
ON/OFF management with 48V stabilized power supply or dimming with addition of 105914.99 dimming interface.

IP 20 | III | 48Vdc | CRI >90 | C.A.M. Edilizia | 5 anni years | MADE IN ITALY

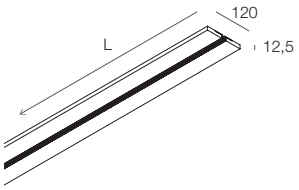

PROFILO LINEARE

Per moduli LED lineari L=498mm
Schermo per la stuccatura compreso.
Schermo opale finale da ordinare a parte.

LINEAR PROFILE

For linear LED modules L=498mm
Shade for plastering included.
Finishing shade to be ordered separately.

CODE	L (mm)	n° LED modules
110801.99	996	2
110802.99	1992	4

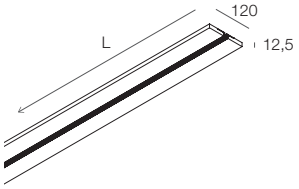

PROFILO LINEARE TAGLIABILE

Per moduli LED lineari L=498mm.
Tagliabile in opera seguendo la modularità del PCB.
Schermo per la stuccatura compreso.
Schermo opale finale da ordinare a parte.

CUTTABLE LINEAR PROFILE

For linear LED modules L=498mm.
Can be cut on site, according to the modularity of the PCB.
Shade for plastering included.
Finishing shade to be ordered separately.

CODE	L (mm)
110803.99	996

DORSO DEL PROFILO TAGLIABILE / BACK OF THE CUTTABLE LINEAR PROFILE

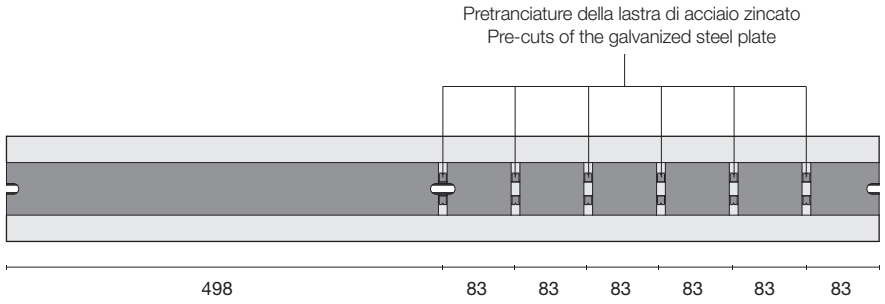

Esempio composizione - PROFILI DI CARTONGESSO R300 / Composition example - PLASTERBOARD PROFILES R300

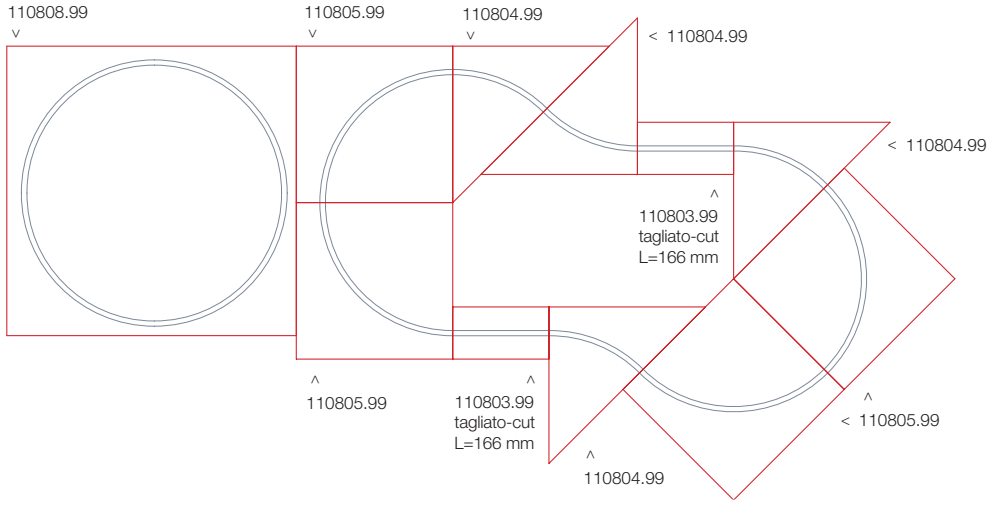





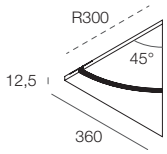

PANNELLO CON PROFILO CURVO R300 45°
Per modulo LED R300 45°
Schermo per la stuccatura compreso.
Schermo opale finale da ordinare a parte.

CURVED R300 45° PROFILE PANEL
For LED module R300 45°
Shade for plastering included.
Finishing shade to be ordered separately.

CODE	R (mm)	n° LED modules
110804.99	300	1

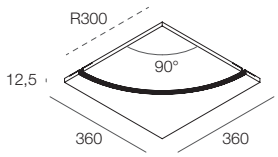

PANNELLO CON PROFILO CURVO R300 90°
Per modulo LED R300 90°
Schermo per la stuccatura compreso.
Schermo opale finale da ordinare a parte.

CURVED R300 90° PROFILE PANEL
For LED module R300 90°
Shade for plastering included.
Finishing shade to be ordered separately.

CODE	R (mm)	n° LED modules
110805.99	300	1

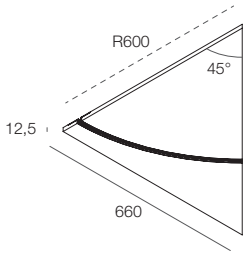

PANNELLO CON PROFILO CURVO R600 45°
Per modulo LED R600 45°
Schermo per la stuccatura compreso.
Schermo opale finale da ordinare a parte.

CURVED R600 45° PROFILE PANEL
For LED module R600 45°
Shade for plastering included.
Finishing shade to be ordered separately.

CODE	R (mm)	n° LED modules
110806.99	600	1

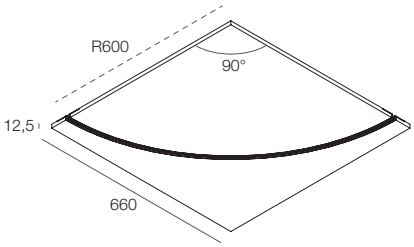

PANNELLO CON PROFILO CURVO R600 90°
Per modulo LED R600 90°
Schermo per la stuccatura compreso.
Schermo opale finale da ordinare a parte.

CURVED R600 90° PROFILE PANEL
For LED module R600 90°
Shade for plastering included.
Finishing shade to be ordered separately.

CODE	R (mm)	n° LED modules
110807.99	600	1

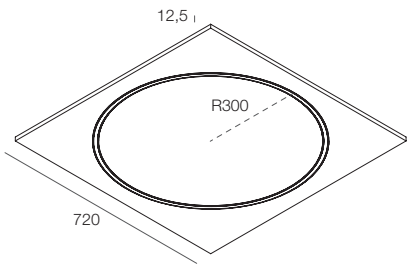

PANNELLO CON PROFILO CIRCOLARE R300 90°
Per moduli LED R300 90°
Schermo per la stuccatura e schermo opale finale compresi.

CIRCULAR R300 90° PROFILE PANEL
For LED modules R300 90°
Shade for plastering and finishing shade included.

CODE	R (mm)	n° LED modules
110808.99	300	4

DOMYNOS

MODULI LED MAGNETICI
MAGNETIC LED MODULES

IP 20 | III | 48Vdc | CRI >90

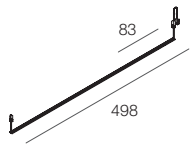

MODULO LED MAGNETICO LINEARE

Modulo LED alimentabile a 48V provvisto di connettori in testa e coda per la connessione rapida in linea continua, e magneti sul lato posteriore per il montaggio sul profilo.
Tagliabile con modularità di 83mm.
In caso di taglio si interrompe la continuità di linea: portare alimentazione agli eventuali PCB successivi.

LINEAR MAGNETIC LED MODULE

48V LED module with connectors on both sides for fast continuous line connection, and magnets on the back side for profile mounting. Cuttable with 83mm modularity.
In case of cutting, the line continuity is interrupted: bring power to any subsequent PCBs.

CODE	LED COLOUR	POWER	FLUX/m	L(mm)
110809.99	2700K	6,6W	861 lm	498
110810.99	3000K	6,6W	915 lm	498
110811.99	4000K	6,6W	978 lm	498

POSSIBILITA' DI UTILIZZO DEI PCB LED SEZIONABILI
POSSIBILITIES OF USING CUTTABLE PCB LEDS

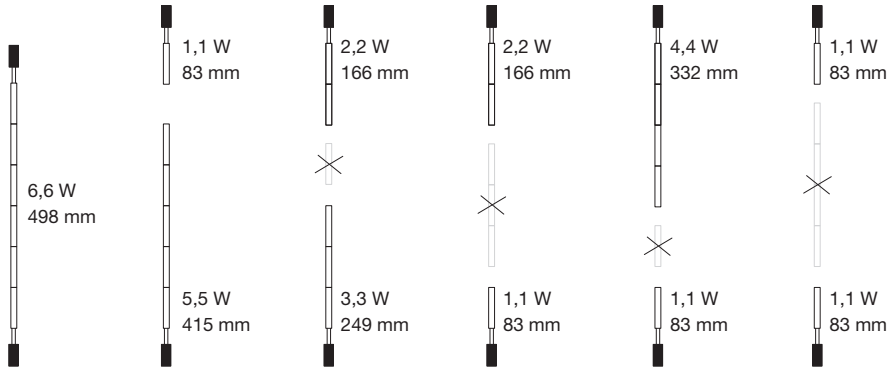

Esempio composizione - MODULI LED R300
Composition example - LED MODULES R300

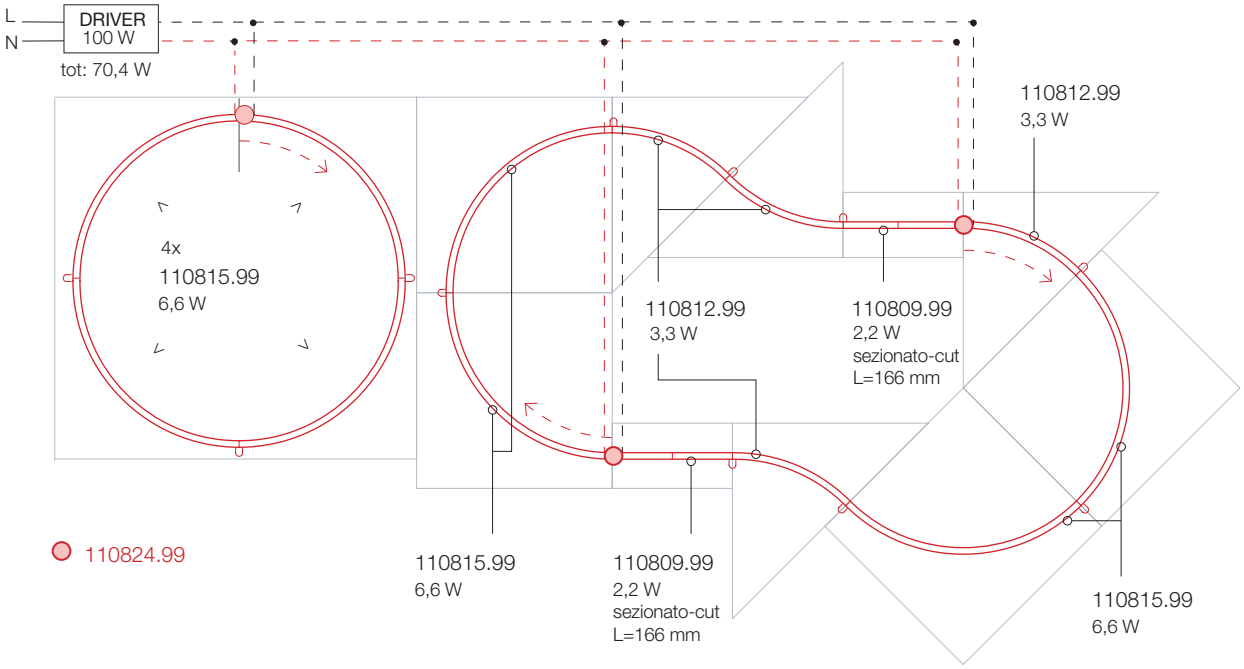

DOMYNOS

MODULI LED MAGNETICI
MAGNETIC LED MODULES

IP 20 | III | 48Vdc | CRI >90

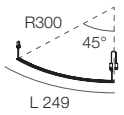

MODULO LED MAGNETICO R300 45°
Modulo LED alimentabile a 48V provvisto di connettori in testa e coda per la connessione rapida in linea continua, e magneti sul lato posteriore per il montaggio sul profilo.

MAGNETIC LED MODULE R300 45°
48V LED module with connectors on both sides for fast continuous line connection, and magnets on the back side for profile mounting.

CODE	LED COLOUR	POWER	FLUX/m	L(mm)
110812.99	2700K	3,3W	435 lm	249
110813.99	3000K	3,3W	462 lm	249
110814.99	4000K	3,3W	493 lm	249

IP 20 | III | 48Vdc | CRI >90

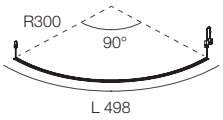

MODULO LED MAGNETICO R300 90°
Modulo LED alimentabile a 48V provvisto di connettori in testa e coda per la connessione rapida in linea continua, e magneti sul lato posteriore per il montaggio sul profilo.

MAGNETIC LED MODULE R300 90°
48V LED module with connectors on both sides for fast continuous line connection, and magnets on the back side for profile mounting.

CODE	LED COLOUR	POWER	FLUX/m	L(mm)
110815.99	2700K	6,6W	856 lm	498
110816.99	3000K	6,6W	910 lm	498
110817.99	4000K	6,6W	971 lm	498

IP 20 | III | 48Vdc | CRI >90

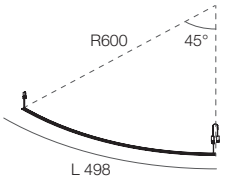

MODULO LED MAGNETICO R600 45°
Modulo LED alimentabile a 48V provvisto di connettori in testa e coda per la connessione rapida in linea continua, e magneti sul lato posteriore per il montaggio sul profilo.

MAGNETIC LED MODULE R600 45°
48V LED module with connectors on both sides for fast continuous line connection, and magnets on the back side for profile mounting.

CODE	LED COLOUR	POWER	FLUX/m	L(mm)
110818.99	2700K	6,6W	862 lm	498
110819.99	3000K	6,6W	916 lm	498
110820.99	4000K	6,6W	980 lm	498

IP 20 | III | 48Vdc | CRI >90

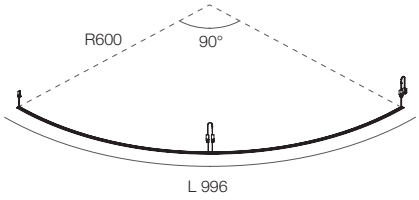

MODULO LED MAGNETICO R600 90°
Modulo LED alimentabile a 48V provvisto di connettori in testa e coda per la connessione rapida in linea continua, e magneti sul lato posteriore per il montaggio sul profilo.

MAGNETIC LED MODULE R600 90°
48V LED module with connectors on both sides for fast continuous line connection, and magnets on the back side for profile mounting.

CODE	LED COLOUR	POWER	FLUX/m	L(mm)
110821.99	2700K	13,2W	1724 lm	996
110822.99	3000K	13,2W	1832 lm	996
110823.99	4000K	13,2W	1960 lm	996

DOMYNOS

ACCESSORI
ACCESSORIES

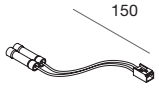

KIT CONNESSIONE
LED-ALIMENTATORE
Per la connessione elettrica
tra l'alimentatore 48V ed il primo
modulo LED della fila continua.

LED-POWER SUPPLY
CONNECTION KIT
For the electrical connection between
the 48V power supply and the first
LED module of the continuous line.

CODE	
110824.99	

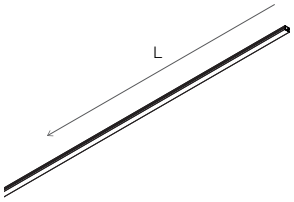

SCHERMO OPALE 6m
Schermo curvabile e tagliabile in opera

OPAL DIFFUSER SHADE 6m
Bendable diffuser shade,
can be cut on site.

CODE	L (mm)	
110825.99	6000	Opale / Opal

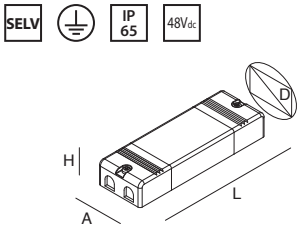

ALIMENTATORE ELETTRONICO
STABILIZZATO 48V 220-240v 50/60 Hz
Per dimmerazione prevedere
l'interfaccia 105914.99/105923.99.
Kit di connessione LED-alimentatore da
ordinare a parte.

ELECTRONIC STABILIZED DRIVER 48V
220-240V 50/60Hz
Dimming with addition of
105914.99/105923.99
dimming interface.
LED-power supply connection kit to be
ordered separately.

CODE	POWER	A (mm)	D (mm)	H (mm)	L (mm)
101314.99	100W	65	75	35	140
101337.99	150W	63	75	35	180
101313.99	320W	90	100	45	250

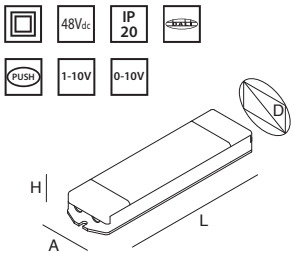

INTERFACCIA DI DIMMERAZIONE 48Vdc
Massimo carico 12Ax1 canale.
Da associare ad un alimentatore 48Vdc.

INTERFACE FOR DIMMING 48Vdc
Maximum load 12Ax1CH.
To be associated with one driver 48Vdc.

CODE	A (mm)	D (mm)	H (mm)	L (mm)
105914.99	38	44	25	164

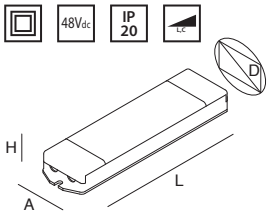

INTERFACCIA DI DIMMERAZIONE 48Vdc
Massimo carico 10A.
Da associare ad un alimentatore 48Vdc.

INTERFACE FOR DIMMING 48Vdc
Maximum load 10A.
To be associated with one driver 48Vdc.

CODE	A (mm)	D (mm)	H (mm)	L (mm)
105923.99	36	41	20	140

COLLEGAMENTO CONNETTORI RAPIDI
CONNECTION OF QUICK CONNECTORS

Potenza massima in linea continua 240W (18 m)
Maximum power in continuous line 240W (18 m)

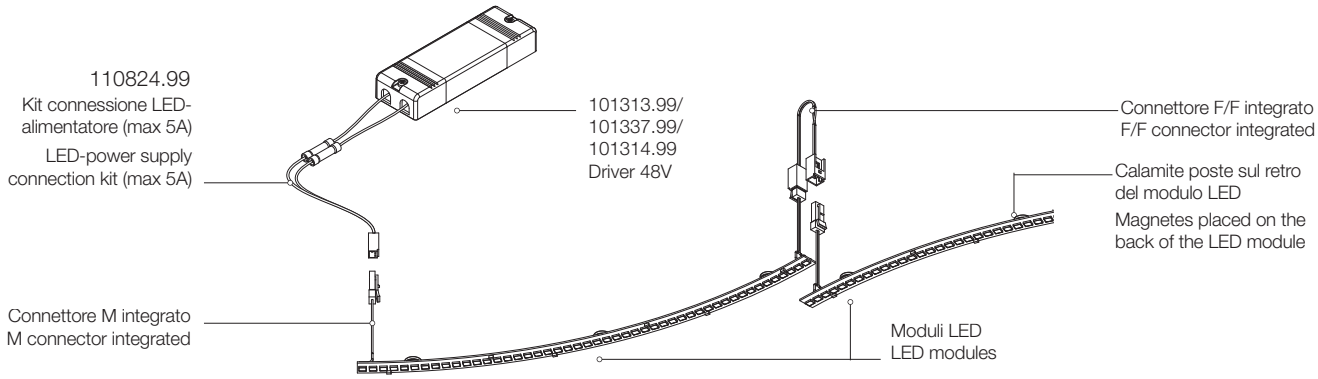


moon
bar





L-16 TRACK

Per chi cerca un sistema che combini binario elettrificato e tagli di luce, in una soluzione di illuminazione miniaturizzata, L-16 TRACK è la risposta. Il binario 48V entra nel mondo del Cartoon Light Novalux: nasce questo sistema luminoso con tutti i vantaggi dell'L-16 EVO, personalizzabile con moduli LED lineari a micro ottiche, spot orientabili e sospensioni decorative CRI>90 dall'aspetto minimale. Il risultato è sorprendente.

For those looking for a system that combines electrified track and cuts of light, in a miniaturized lighting solution, L-16 TRACK is the answer. The 48V track enters the world of Novalux Cartoon Light: this lighting system is conceived with all the advantages of the L-16 EVO, which can be customized with micro-optic linear LED modules, adjustable spots, and decorative CRI>90 minimalist-looking suspended lights. The result is surprising.

L-16 TRACK

- **BINARIO 48V AD INCASSO, INTEGRATO IN UNA LASTRA DI CARTONGESSO**
  RECESSED 48V TRACK INTEGRATED INTO A PLASTERBOARD SHEET
- **SPOT, MODULI LINEARI CON MICRO OTTICHE E SOSPENSIONI AD INSERIMENTO RAPIDO A SCATTO**
  SPOTS, MICRO-OPTICS LINEAR MODULES AND PENDANT LAMPS FOR QUICK CLICKING-IN INSTALLATION
- **INSTALLABILE IN CONTINUITÀ CON L-16 EVO E T-48 MINI**
  SUITABLE FOR INSTALLATION IN CONTINUITY WITH L-16 EVO AND T-48 MINI
- **ALTEZZA COMPRESA NELLA LASTRA DI CARTONGESSO**
  HEIGH OF PROFILE CONCEALED IN THE THICKNESS OF PLASTERBOARD
- **LUNGHEZZA TAGLIABILE A MISURA**
  LENGTH TO BE CUT ON SITE



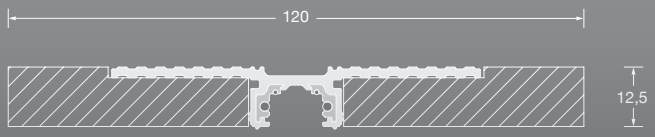

L-16 TRACK

COMPOSIZIONE IN CONTINUITÀ CON L-16 EVO
COMPOSITION IN CONTINUITY WITH L-16 EVO



KLIMT SPOT 48V



MIR SPOT 48V



MODULO LED MICRO OTTICHE 48V
MICRO-OPTICS 48V LED MODULE

L-16 TRACK

PATENTED



Sistema in cartongesso con binario elettrificato 48V integrato, tagliabile in opera. Idoneo per proiettori 48V, moduli LED lineari 48V con micro ottiche e sospensioni decorative.

Plasterboard system with 48V electrified track integrated, cuttable on site. Suitable for 48V projectors, 48V micro-optics linear LED modules and 48V decorative pendant luminaires.

PER LA VERSIONE A PLAFONE: VEDI T-48 MINI Pag. 226
FOR CEILING MOUNTING VERSION: SEE T-48 MINI Pag. 226

Corpo in cartongesso di spessore 12,5 mm da lastra standard e binario elettrificato a bassa tensione (48V) ad un circuito 10A 0-60Vdc + D+/D- (per segnale DALI), in lega di alluminio estruso verniciato nero RAL9005 goffrato. Estrusi isolanti in PVC per conduttori in rame. Nel caso di taglio del binario ed inserimento in fila continua con alimentazioni diverse è obbligatorio l'isolamento elettrico tra gli spezzoni, tramite testata terminale. Gestione ON/OFF con alimentatore 48V. Gestione DALI con alimentatore 48V e opportuna CENTRALINA DALI o interfaccia pulsante 18908.99 o DALI repeater 18906.99. In questa condizione è obbligatorio il dispositivo optoisolatore per convertire il segnale DALI in segnale digitale SELV. Per la gestione PUSH con interfaccia 105924.99 o gestione tramite Casambi/Tuya/Alexa con interfaccia 105925.99, non è obbligatorio l'optoisolatore. Installare sul binario ed interfacce 105924.99/105925.99, esclusivamente alimentatori 48V SELV.

Body made of 12,5mm thickness plasterboard, and low-voltage (48V) track of one circuit max 10A 0-60Vdc + D+/D- (for DALI signal), made of aluminium alloy black painted RAL 9005 goffered. Extruded PVC insulation for copper conductors. When cutting and putting in continuity two pieces of track with different current input, it is mandatory to use an end cap for electrical insulation. ON/OFF control with 48V stabilized driver. DALI control with 48V driver and proper DALI CONTROL UNIT or button interface 18908.99 or DALI repeater18906.99. In this condition it is mandatory to use the opto-insulator to convert the DALI signal to digital SELV signal. In case of PUSH control with interface 105924.99 or control via Casambi/Tuya/Alexa with interface 105925.99, it is not necessary the opto-insulator. On track and interfaces 105924.99/105925.99, it is mandatory to install 48V power supplies only.

GESTIONE CON DISPOSITIVI DA REMOTIZZARE / MANAGEMENT WITH REMOTE DEVICES

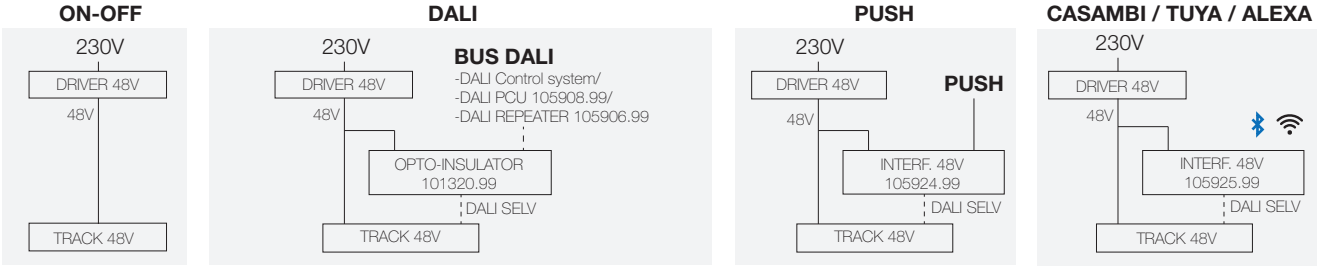

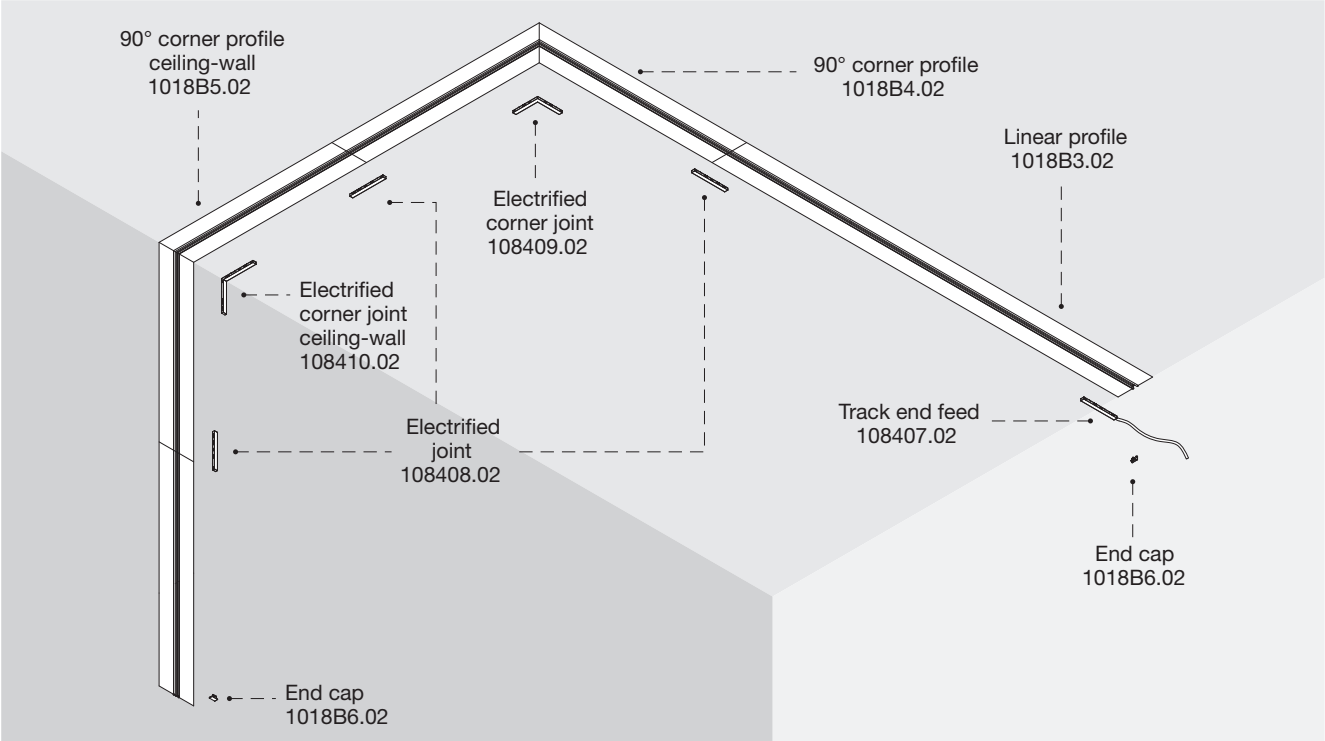

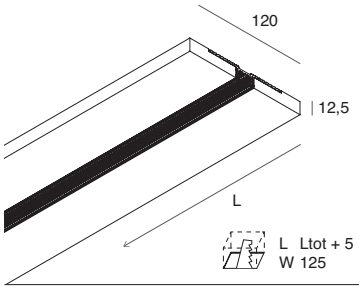

PROFILO LINEARE
In cartongesso,
con binario elettrificato 48V

LINEAR PROFILE
made of plasterboard,
with 48V track

CODE ■	L (mm)
1018B3.02	2000

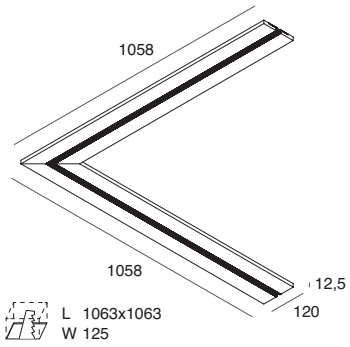

PROFILO ANGOLARE 90°
In cartongesso,
con binario elettrificato 48V.
Giunto angolare elettrificato
da ordinare a parte.

90° CORNER PROFILE
Made of plasterboard,
with 48V track.
Electrified corner joint to be
ordered separately.

CODE ■	L (mm)
1018B4.02	1058x1058

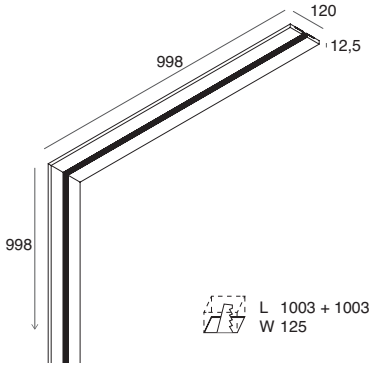

**PROFILO ANGOLARE 90°
PARETE-SOFFITTO**
In cartongesso, con binario
elettrificato 48V.
Giunto angolare parete-soffitto
elettrificato
da ordinare a parte.

**90° CORNER PROFILE
WALL-CEILING**
Made of plasterboard,
with 48V track.
Electrified corner joint ceiling-wall
to be ordered separately.

CODE ■	L (mm)
1018B5.02	998x998

L-16 TRACK

ACCESSORI
ACCESSORIES



TESTATA TERMINALE (1 pz)
Da prevedere a inizio e fine composizione.
Per necessità di isolamento elettrico aggiungere una testata anche nel caso di taglio dei binari e montaggio in fila continua con alimentazioni diverse.

END CAP (1 pc)
Provide at the beginning and end of composition.
For need of electrical insulation, add 1 end cap also when cutting and putting in continuity two pieces of track with different current input.

CODE
1018B6.02

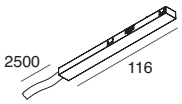

ALIMENTAZIONE DI TESTA
per binario 48V
max 8A

48V TRACK END-FEED
max 8A

CODE
108407.02

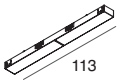

GIUNTO LINEARE ELETTRIFICATO

ELECTRIFIED STRAIGHT JOINT

CODE
108408.02

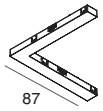

GIUNTO ANGOLARE
ELETTRIFICATO

ELECTRIFIED CORNER JOINT

CODE
108409.02

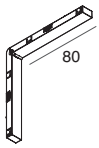

GIUNTO ANGOLARE
PARETE-SOFFITTO ELETTRIFICATO

ELECTRIFIED CORNER
JOINT CEILING-WALL

CODE	L (mm)
108411.02	3000

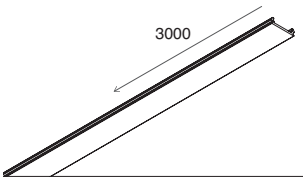

PROFILO DI CHIUSURA
Cover copri binario opzionale.

COVER PROFILE
Optional track cover.

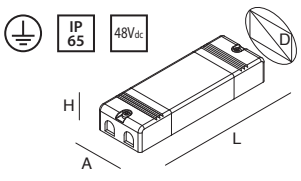

ALIMENTATORE ELETTRONICO
STABILIZZATO 48V 220-240v 50/60 Hz
Per gestione DALI prevedere opportuna centralina DALI, oppure interfaccia pulsante 18908.99, oppure DALI repeater 18906.99.

ELECTRONIC STABILIZED DRIVER 48V 220-240V 50/60 Hz
For DALI control provide a DALI control system, or button interface 18908.99, or DALI repeater 18906.99.

CODE	POWER	A (mm)	D (mm)	H (mm)	L (mm)
101314.99	100W	63	75	32	140
101337.99	150W	63	75	35	180
101313.99	320W	90	100	45	252

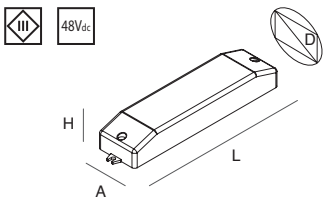

RIPETITORE PER OPTOISOLARE
IL BUS DALI IN INGRESSO
Dispositivo obbligatorio nel caso di utilizzo del segnale DALI, per convertirlo in segnale digitale SELV. Vedi sezione Gestione Luce.

REPEATER TO OPTO-INSULATE
THE BUS DALI INPUT SIGNAL
Mandatory in case of using DALI signal, to convert it to digital SELV signal. See section Light Management.

CODE	A (mm)	D (mm)	H (mm)	L (mm)
101320.99	42	51	29	180

Prevederne uno per ogni generatore di segnale DALI
Provide one for each DALI signal generator

COMPOSIZIONE IN CONTINUITÀ CON L-16 EVO
COMPOSITION IN CONTINUITY WITH L-16 EVO

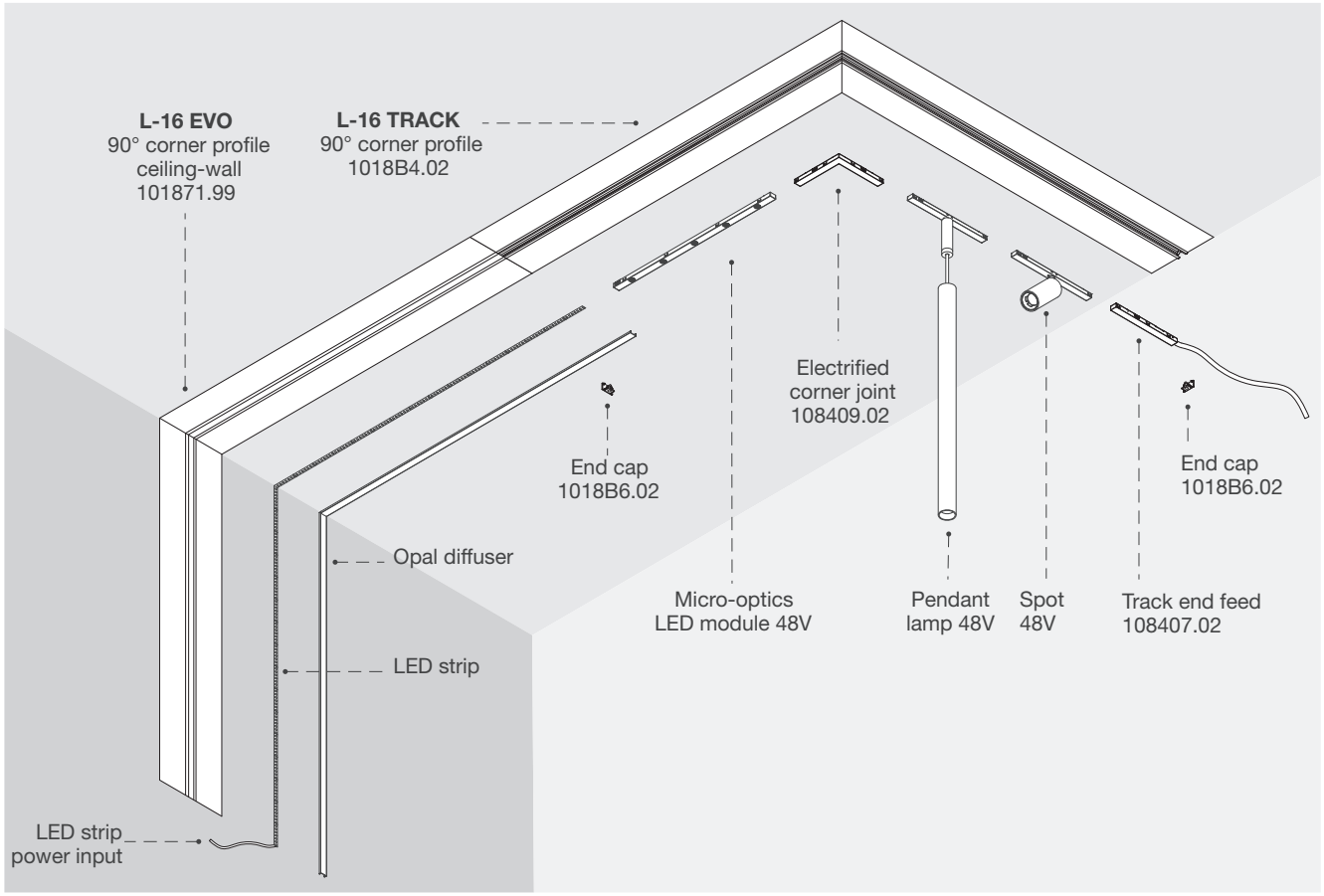

L-16 TRACK + L-16 EVO STRIP LED 48V

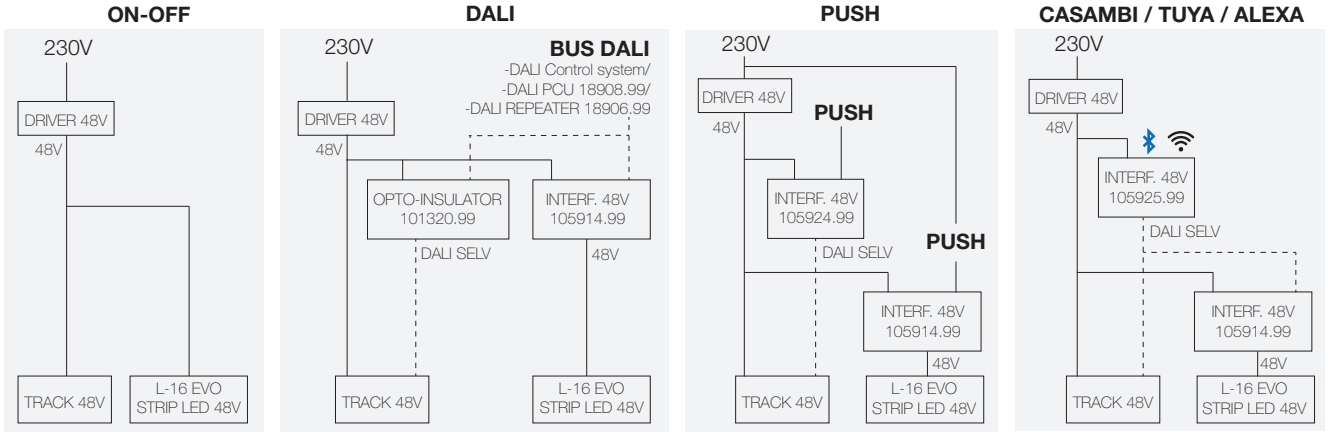

L-16 TRACK + L-16 EVO STRIP LED 24V

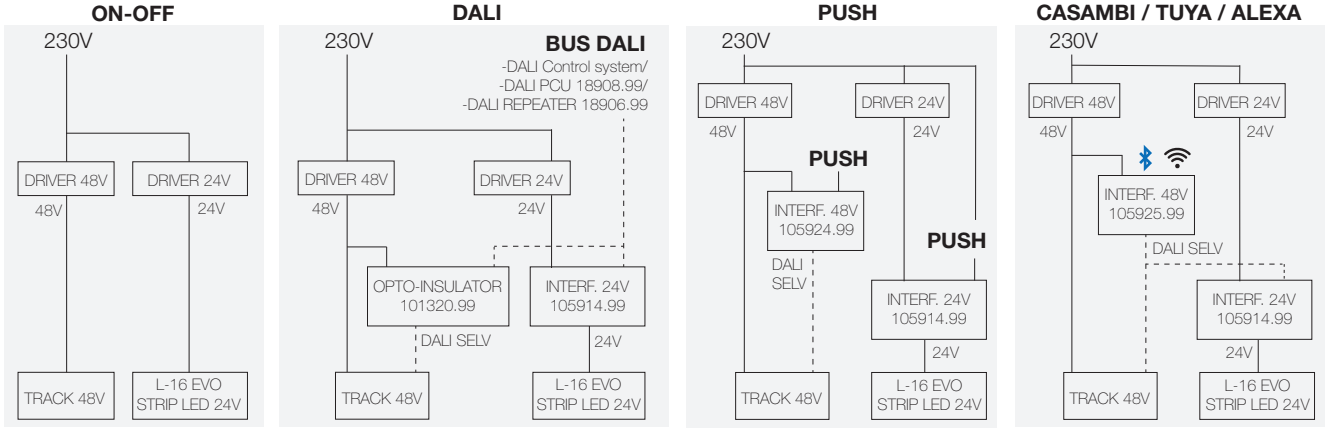

L-16 TRACK
MODULI LED LINEARI
LINEAR LED MODULES



Provvisti di adattatori non polarizzati per binario L-16 TRACK, ad inserimento meccanico rapido a scatto.
Alimentatore 48V per il binario e sistema di gestione da ordinare a parte.

Provided with non polarized adapters for L-16 TRACK, for quick clicking-in installation.
48V driver for track and management system to be ordered separately.



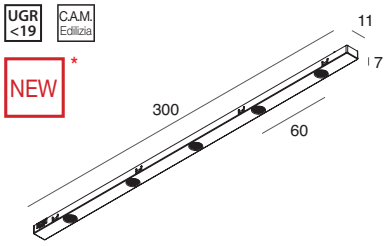

DALI

POWER	FLUX	2700K*	FLUX	3000K	FLUX	4000K*	
5W	365 lm	**108591.__**	384 lm	**108519.__**	403 lm	**108592.__**	**02**

MODULO LED MICRO OTTICHE 48V

48V MICRO-OPTICS LED MODULE



L-16 TRACK
SOSPENSIONI
PENDANT LAMPS





Provvisti di adattatori non polarizzati per binario L-16 TRACK, ad inserimento meccanico rapido a scatto. Cavo di alimentazione/sospensione con protezione in treccia, tagliabile in opera, in tinta con l'apparecchio. Alimentatore 48V per il binario e sistema di gestione da ordinare a parte.

Provided with non polarized adapters for L-16 TRACK, for quick clicking-in installation. Suspension/power supply cable protected by braid, cuttable on site, matching the luminaire. 48V driver for track and management system to be ordered separately.

IP 20 · CRI >90 · 48Vdc · 5 anni years

NEW

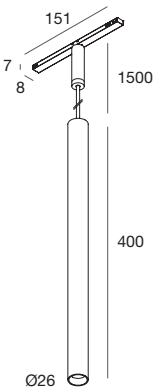

MINI TUBE 48V
Corpo In lega di alluminio verniciata, sorgente LED arretrata, lente 30° in PMMA.

MINI TUBE 48V
Body made of painted alluminium alloy, recessed LED source, PMMA lens 30°.

DALI

POWER	FLUX	2700K	FLUX	3000K	FLUX	4000K		
7W	469 lm	**108567.__**	499 lm	**108568.__**	519 lm	**108569.__**	**01**	**02**

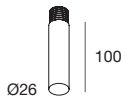

DIFFUSORE CILINDRICO DECORATIVO
Accessorio opzionale.

DECORATIVE CYLINDRICAL DIFFUSER
Optional accessory.

CODE	L (mm)
108528.99	100

NEW

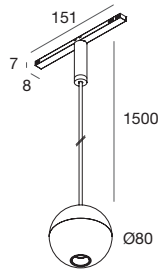

SPHERA 48V
Corpo in lega di alluminio verniciata. Emissione diretta con sorgente LED arretrata e lente 35° in PMMA. Emissione indiretta con diffusore opale.

SPHERA 48V
Body in painted aluminium alloy. Direct emission with back LED source and lens 35° in PMMA. Indirect emission with opal diffuser.

DALI

POWER	FLUX	2700K	FLUX	3000K	FLUX	4000K		
6W	527 lm	**108570.__**	561 lm	**108571.__**	583 lm	**108572.__**	**01**	**02**

NEW

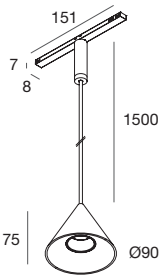

CONUS 48V
Corpo In lega di alluminio verniciata, sorgente LED arretrata, lente 50° in PMMA.

CONUS 48V
Body made of painted alluminium alloy, recessed LED source, PMMA lens 50°.

DALI

POWER	FLUX	2700K	FLUX	3000K	FLUX	4000K		
7W	436 lm	**108573.__**	464 lm	**108574.__**	482 lm	**108575.__**	**01**	**02**

L-16 TRACK
SPOT LED
LED SPOTS





Provvisti di adattatori non polarizzati per binario L-16 TRACK,
ad inserimento meccanico rapido a scatto.
Alimentatore 48V per il binario e sistema di gestione da ordinare a parte.

Provided with non polarized adapters for L-16 TRACK, for quick clicking-in installation.
48V driver for track and management system to be ordered separately.

MADE IN ITALY

NEW

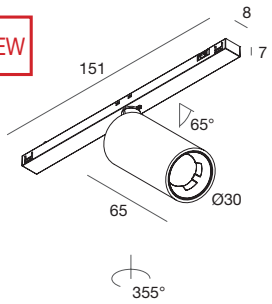

DALI

POWER	BEAM	FLUX	2700K	FLUX	3000K	FLUX	4000K		
3W	25°	244 lm	**108562.__**	261 lm	**108564.__**	281 lm	**108566.__**	**01**	**02**
3W	40°	266 lm	**108563.__**	284 lm	**108565.__**	305 lm	**108590.__**	**01**	**02**

KLIMT SPOT 48V
Corpo In lega di alluminio pressofuso verniciato,
riflettore nero satinato.

KLIMT SPOT 48V
Body made of painted die-cast aluminium alloy,
black satin reflector.

MADE IN ITALY

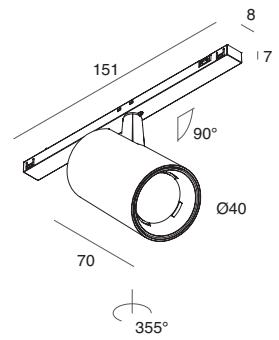

DALI

POWER	BEAM	FLUX	2700K	FLUX	3000K	FLUX	4000K		
6W	20°	475 lm	**108501.__**	475 lm	**108503.__**	527 lm	**108505.__**	**01**	**02**
6W	40°	485 lm	**108502.__**	485 lm	**108504.__**	539 lm	**108506.__**	**01**	**02**

MIR SPOT 48V
Corpo in lega di alluminio pressofuso verniciato,
provvisto di riflettore satinato nero in polimero tecnico.

MIR SPOT 48V
Body made by painted die-cast aluminum alloy,
with technical polymer black satin reflector.







L-16 EVO
L-16 WALL
L-16 LOW

Profilo per Strip LED integrato in una lastra di cartongesso: ecco il semplice concetto con cui, L-16 EVO Cartoon Light, consente di realizzare infinite composizioni lineari luminose che giocano con angoli e spigoli, e corrono su pareti e soffitti in cartongesso. La versione L-16-WALL, con griglia per l'applicazione dell'intonaco, è pensata invece per realizzare con praticità linee di luce su muratura e calcestruzzo.

Profile for LED strip integrated in a plasterboard sheet: this is the simple concept through which L-16 EVO Cartoon Light, allows to make endless linear light compositions that play with corners and edges, and run on plasterboard walls and ceilings.
The L-16-WALL version, with a grid for the application of plaster, is designed to create practical light lines on masonry and concrete.

L-16 EVO / L-16 WALL / L-16 LOW

- **LUNGHEZZA TAGLIABILE A MISURA**
  LENGTH TO BE CUT TO MEASURE ON SITE
- **ALTEZZA COMPRESA NELLO SPESSORE DELLA LASTRA DI CARTONGESSO**
  HEIGHT OF PROFILE CONCEALED IN THE THICKNESS OF PLASTERBOARD
- **ANGOLI E PROFILI PER SPIGOLI LUMINOSI GIÀ PRONTI**
  PREFABRICATED ANGLES, CORNER AND EDGE PROFILES
- **VERSIONE HYDRO PER AMBIENTI UMIDI (UMIDITÀ RELATIVA COSTANTE ≤70%)**
  HYDRO VERSION FOR HUMID ENVIRONMENTS (CONSTANT RELATIVE HUMIDITY ≤70%)
- **L-16 WALL: VERSIONE PER INSTALLAZIONE SU MURATURA**
  L-16 WALL: VERSION FOR CONCRETE OR BRICK SURFACE
- **L-16 LOW: VERSIONE PER CARTONGESSO CON FINITURA AD ALTO SPESSORE**
  L-16 LOW: VERSION FOR PLASTERBOARD WITH HIGH THICKNESS FINISH
- **SCHERMO NERO DECORATIVO**
  DECORATIVE BLACK DIFFUSER



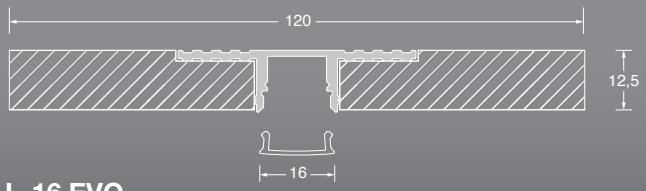

L-16 EVO

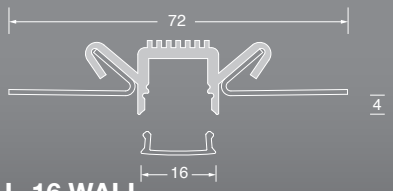

L-16 WALL

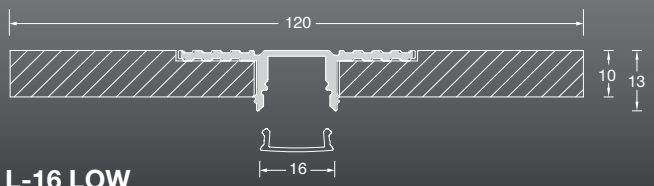

L-16 LOW



L-16 EVO



Profilo per Strip LED tagliabile in opera, per realizzare linee di luce incassate nel cartongesso.
Corpo in cartongesso di spessore 12,5 mm da lastra standard o HYDRO (a ridotto assorbimento di acqua, utilizzabile in ambienti con umidità relativa costante dell'aria ≤70%).
Profilo dissipante in lega di alluminio anodizzata naturale e schermo di protezione in PMMA opale inclusi.
Strip LED e alimentatore elettronico 24Vdc remoto da ordinare a parte.
Non esporre a intemperie o luce solare diretta e non inserire in materiale isolante.

Profile for Strip LED, for light cut on plasterboard.
Body made of 12,5 mm thick plasterboard, either standard or HYDRO treated (with reduced water absorption level to be used in environments with constant relative humidity levels of air ≤70%).
Dissipating profile made of anodized aluminium alloy natural finish and PMMA opal diffuser included.
Strip LED and remote electronic driver 24Vdc to be ordered separately.
Do not expose to bad weather or direct sunlight and do not insert into insulating material.

LE GARANZIE PRODOTTO SARANNO APPLICABILI, PER RAGIONI DI SICUREZZA E FRUIBILITÀ, SOLO UTILIZZANDO STRIPLED ED ALIMENTAZIONI NOVALUX.
THE PRODUCT WARRANTY CONDITIONS WILL APPLY, DUE TO REASONS OF SAFETY AND QUALITY OF USE, ONLY WHEN INSTALLED WITH THE STRIPLED AND DRIVERS FROM NOVALUX CATALOGUES.

IP 40 · 5 anni years · MADE IN ITALY

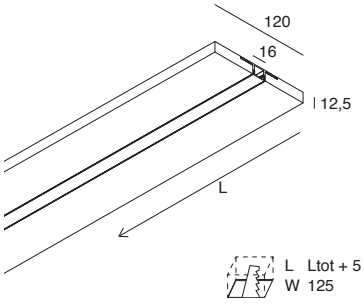

PROFILO LINEARE
LINEAR PROFILE

CODE	L (mm)	Version
101801.99	2000	Standard
101805.99	2000	HYDRO

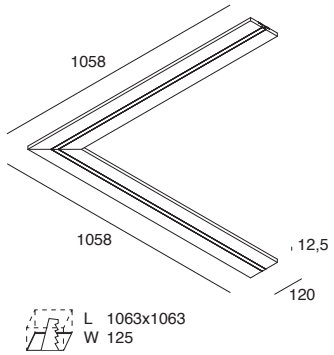

PROFILO ANGOLARE 90°
90° CORNER PROFILE

CODE	L (mm)	Version
101802.99	1058x1058	Standard
101806.99	1058x1058	HYDRO

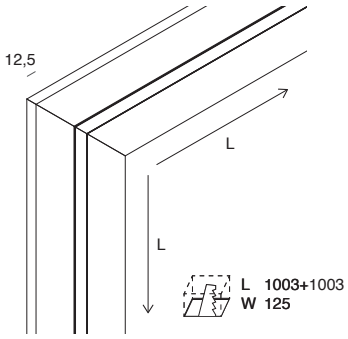

PROFILO ANGOLARE 90° PARETE-SOFFITTO

WALL-CEILING 90° CORNER PROFILE

CODE	L (mm)	Version
101871.99	998+998	Standard
101877.99	998+998	HYDRO

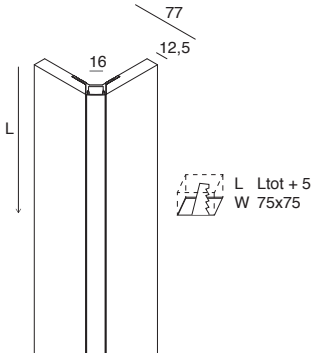

L-16 CORNER
profilo lineare per spigolo esterno
non installabile direttamente
su muratura

L-16 CORNER
linear profile for external corner
not for direct installation
on hard surfaces

CODE	L (mm)	Version
101872.99	2000	Standard
101873.99	2000	HYDRO

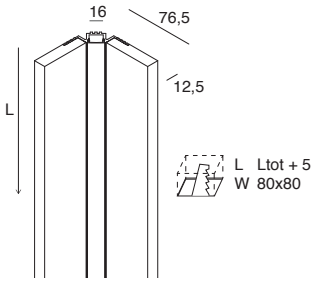

L-16 EDGE
profilo lineare per spigolo interno

L-16 EDGE
linear profile for internal corner

CODE	L (mm)	Version
101874.99	2000	Standard
101875.99	2000	HYDRO

L-16 EVO

ACCESSORI
ACCESSORIES

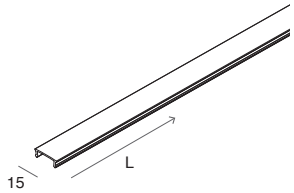

SCHERMO OPALE 6 m
opzionale
Consigliato per installazioni in fila continua

OPAL SCREEN 6 m
optional
Recommended for continuous line installations

CODE	L (mm)	
1018A3.99	6000	Opale / Opal

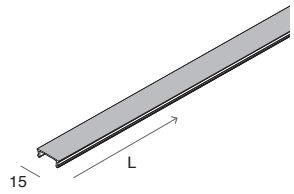

SCHERMO DIFFUSORE NERO
In policarbonato, ad uso decorativo.
Per il flusso luminoso reale fare riferimento alle fotometrie ufficiali.

BLACK DIFFUSER
Polycarbonate diffuser for decorative use.
For the real luminous flux refer to the official photometries.

CODE	L (mm)	
1018B7.99	6000	Nero / Black

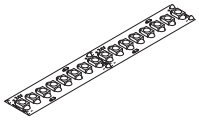

STRIP LED
Pag. 422

Per ottenere uniformità di luminanza nelle installazioni con schermo a vista utilizzare strip LED 19,2W/m, 22W/m, 8,8W/m (24Vdc), o 17W/m (48Vdc).
Prevedere strip LED IP65 per versione HYDRO.

To achieve luminance uniformity, when installed with clearly visible diffusors, the strip LED to be used is 19,2W/m, 22W/m, 8,8W/m (24Vdc), or 17W/m (48Vdc).
Strip LED IP65 to be associated with the HYDRO version.

L-16 WALL



Profilo per Strip LED tagliabile in opera, per realizzare linee di luce incassate in muratura.
Profilo tagliabile in opera in lega di alluminio anodizzata naturale e rete di armatura porta-intonaco in acciaio zincato.
Schermo di protezione in PMMA opale incluso.
Strip LED e alimentatore elettronico remoto da ordinare a parte.
Non esporre a intemperie o luce solare diretta e non inserire in materiale isolante.

Profile for Strip LED for light cut on concrete or brick surface.
Length cuttable on measure on site.
Profile made of aluminium alloy and galvanized steel grid to plaster.
PMMA protection screen included.
Strip LED and remote electronic driver to be ordered separately.
Do not expose to bad weather or direct sunlight and do not insert into insulating material.

LE GARANZIE PRODOTTO SARANNO APPLICABILI, PER RAGIONI DI SICUREZZA E FRUIBILITÀ, SOLO UTILIZZANDO STRIPLED ED ALIMENTAZIONI NOVALUX.
THE PRODUCT WARRANTY CONDITIONS WILL APPLY, DUE TO REASONS OF SAFETY AND QUALITY OF USE, ONLY WHEN INSTALLED WITH THE STRIPLED AND DRIVERS FROM NOVALUX CATALOGUES.

IP 40 · 5 anni years · MADE IN ITALY

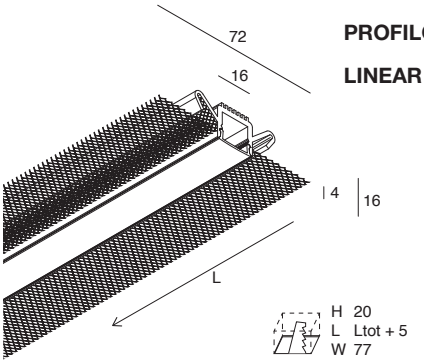

PROFILO LINEARE

LINEAR PROFILE

CODE	L (mm)
101876.99	2000

L-16 WALL

ACCESSORI
ACCESSORIES

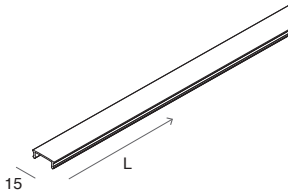

SCHERMO OPALE 6 m
opzionale
Consigliato per installazioni in fila continua

OPAL SCREEN 6 m
optional
Recommended for continuous line installations

CODE	L (mm)	
1018A3.99	6000	Opale / Opal

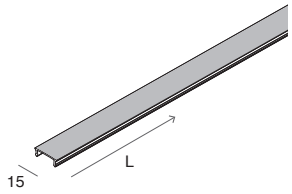

SCHERMO DIFFUSORE NERO
In policarbonato, ad uso decorativo.
Per il flusso luminoso reale fare riferimento alle fotometrie ufficiali.

BLACK DIFFUSER
Polycarbonate diffuser for decorative use.
For the real luminous flux refer to the official photometries.

CODE	L (mm)	
1018B7.99	6000	Nero / Black

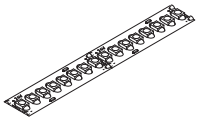

STRIP LED
Pag. 422

Per ottenere uniformità di luminanza nelle installazioni con schermo a vista utilizzare strip LED 19,2W/m, 22W/m, 8,8W/m (24Vdc), o 17W/m (48Vdc).
Prevedere strip LED IP65 per versione HYDRO.

To achieve luminance uniformity, when installed with clearly visible diffusors, the strip LED to be used is 19,2W/m, 22W/m, 8,8W/m (24Vdc), or 17W/m (48Vdc).
Strip LED IP65 to be associated with the HYDRO version.





L-16 LOW NEW



Profilo per strip LED tagliabile in opera, per realizzare linee di luce incassate nel cartongesso con finitura ad alto spessore.
Corpo in cartongesso di spessore 10mm, profilo dissipante in lega di alluminio anodizzata naturale e schermo di protezione in PMMA opale inclusi.
Strip LED e alimentatore elettronico 24Vdc remoto da ordinare a parte.
Non esporre a intemperie o luce solare diretta e non inserire in materiale isolante.

Profile for LED strip that can be cut in place, to realize lines of light recessed in plasterboard with high thickness finish. Body in plasterboard thickness 10mm, dissipating profile in natural anodized aluminum alloy and protection screen in opal PMMA included. LED strip and electronic power supply 24Vdc remote to be ordered separately. Do not expose to weather or direct sunlight and do not insert in insulating material.

LE GARANZIE PRODOTTO SARANNO APPLICABILI, PER RAGIONI DI SICUREZZA E FRUIBILITÀ, SOLO UTILIZZANDO STRIPLED ED ALIMENTAZIONI NOVALUX.
THE PRODUCT WARRANTY CONDITIONS WILL APPLY, DUE TO REASONS OF SAFETY AND QUALITY OF USE, ONLY WHEN INSTALLED WITH THE STRIPLED AND DRIVERS FROM NOVALUX CATALOGUES.

IP 40 · 5 anni years · MADE IN ITALY



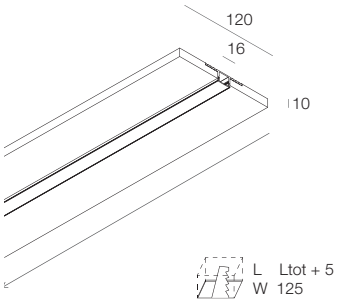

PROFILO LINEARE

LINEAR PROFILE

CODE	L (mm)
1018B9.99	2000

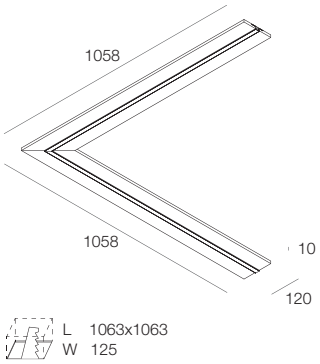

PROFILO ANGOLARE 90°

90° CORNER PROFILE

CODE	L (mm)
1018C6.99	1058x1058

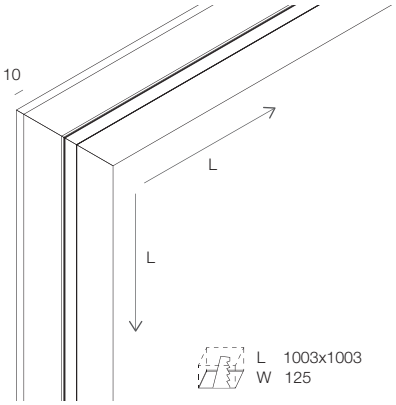

PROFILO ANGOLARE 90° PARETE-SOFFITTO

WALL-CEILING 90° CORNER PROFILE

CODE	L (mm)
1018C7.99	998+998

L-16 LOW

ACCESSORI
ACCESSORIES

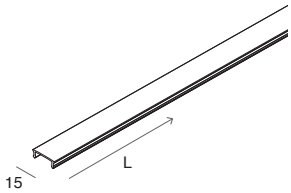

SCHERMO OPALE 6 m
opzionale
Consigliato per installazioni in fila continua

OPAL SCREEN 6 m
optional
Recommended for continuous line installations

CODE	L (mm)	
1018A3.99	6000	Opale / Opal

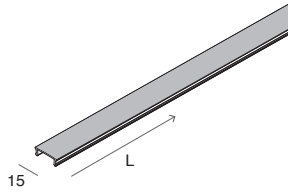

SCHERMO DIFFUSORE NERO
In policarbonato, ad uso decorativo.
Per il flusso luminoso reale fare riferimento alle fotometrie ufficiali.

BLACK DIFFUSER
Polycarbonate diffuser for decorative use.
For the real luminous flux refer to the official photometries.

CODE	L (mm)	
1018B7.99	6000	Nero / Black

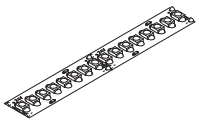

STRIP LED
Pag. 422

Per ottenere uniformità di luminanza nelle installazioni con schermo a vista utilizzare strip LED 19,2W/m, 22W/m, 8,8W/m (24Vdc), o 17W/m (48Vdc).
Prevedere strip LED IP65 per versione HYDRO.

To achieve luminance uniformity, when installed with clearly visible diffusors, the strip LED to be used is 19,2W/m, 22W/m, 8,8W/m (24Vdc), or 17W/m (48Vdc).
Strip LED IP65 to be associated with the HYDRO version.









L-09 / L-09 WALL

Un sistema di illuminazione che presenta tutti i vantaggi delle linee di luce incassate Cartoon Light, accostando la semplicità del cartongesso alla tecnologia delle sorgenti LED.
Un prodotto di illuminazione Novalux minimale, ma con il massimo della praticità di installazione e la versatilità di soluzioni luminose compositive.

A lighting system with all the advantages of Cartoon Light recessed light lines, combining the simplicity of plasterboard with the technology of LED sources.
A minimalist Novalux lighting product with maximum practicality of installation and versatility of compositional lighting solutions.

L-09 / L-09 WALL

- **LUNGHEZZA TAGLIABILE A MISURA**
  LENGTH TO BE CUT TO MEASURE ON SITE
- **ALTEZZA COMPRESA NELLO SPESSORE DELLA LASTRA DI CARTONGESSO**
  HEIGHT OF PROFILE CONCEALED IN THE THICKNESS OF PLASTERBOARD
- **PROFILI ANGOLARI GIÀ PRONTI**
  PREFABRICATED ANGLE PROFILES
- **VERSIONE HYDRO PER AMBIENTI UMIDI (UMIDITÀ RELATIVA COSTANTE ≤70%)**
  HYDRO VERSION FOR HUMID ENVIRONMENTS (CONSTANT RELATIVE HUMIDITY ≤70%)
- **L-09 WALL: VERSIONE PER INSTALLAZIONE SU MURATURA**
  L-09 WALL: VERSION FOR CONCRETE OR BRICK SURFACE



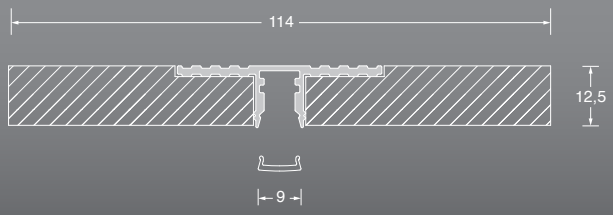

L-09

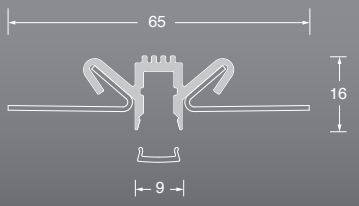

L-09 WALL



L-09

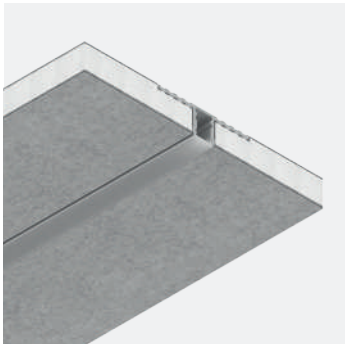

Profilo per Strip LED tagliabile in opera, per realizzare linee di luce incassate nel cartongesso.
Corpo in cartongesso di spessore 12,5 mm da lastra standard o HYDRO (a ridotto assorbimento di acqua, utilizzabile in ambienti con umidità relativa costante dell'aria ≤70%).
Profilo dissipante in lega di alluminio anodizzato naturale e schermo di protezione in PMMA opale inclusi.
Strip LED e alimentatore elettronico 24Vdc remoto da ordinare a parte.
Non esporre a intemperie o luce solare diretta e non inserire in materiale isolante.

Profile for Strip LED, for light cut on plasterboard.
Body made of 12,5 mm thick plasterboard, either standard or HYDRO treated (with reduced water absorption level to be used in environments with constant relative humidity levels of air ≤70%).
Dissipating profile made of anodized aluminium alloy natural finish and PMMA opal diffuser included.
Strip LED and remote electronic driver 24Vdc to be ordered separately.
Do not expose to bad weather or direct sunlight and do not insert into insulating material.

LE GARANZIE PRODOTTO SARANNO APPLICABILI, PER RAGIONI DI SICUREZZA E FRUIBILITÀ, SOLO UTILIZZANDO STRIPLED ED ALIMENTAZIONI NOVALUX.
THE PRODUCT WARRANTY CONDITIONS WILL APPLY, DUE TO REASONS OF SAFETY AND QUALITY OF USE, ONLY WHEN INSTALLED WITH THE STRIPLED AND DRIVERS FROM NOVALUX CATALOGUES.

IP 40 · 5 anni years · MADE IN ITALY

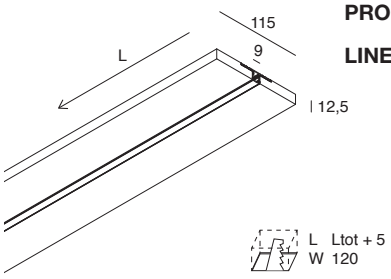

PROFILO LINEARE
LINEAR PROFILE

CODE	L (mm)	Version
101898.99	2000	Standard
101899.99	2000	HYDRO

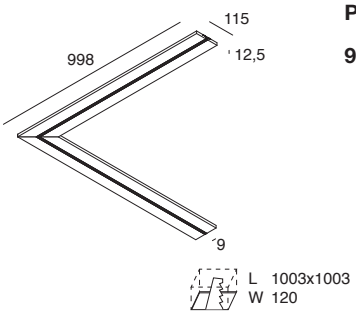

PROFILO ANGOLARE 90°
90° CORNER PROFILE

CODE	L (mm)	Version
1018A0.99	998x998	Standard
1018A1.99	998x998	HYDRO

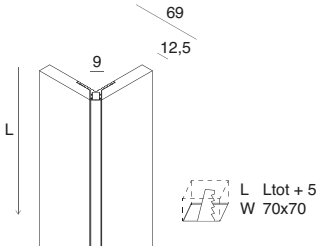

L-09 CORNER
profilo lineare per spigolo esterno non installabile direttamente su muratura

L-09 CORNER
linear profile for external corner not for direct installation on hard surfaces

CODE	L (mm)	Version
1018A8.99	2000	Standard
1018A9.99	2000	HYDRO

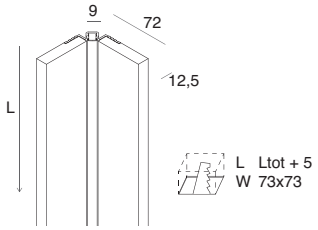

L-09 EDGE
profilo lineare per spigolo interno

L-09 EDGE
linear profile for internal corner

CODE	L (mm)	Version
1018A6.99	2000	Standard
1018A7.99	2000	HYDRO

L-09 WALL



Profilo per Strip LED tagliabile in opera, per realizzare linee di luce incassate in muratura.
Profilo tagliabile in opera in lega di alluminio anodizzata naturale e rete di armatura porta-intonaco in acciaio zincato.
Schermo di protezione in PMMA opale incluso.
Strip LED e alimentatore elettronico remoto da ordinare a parte.
Non esporre a intemperie o luce solare diretta e non inserire in materiale isolante.

Profile for Strip LED for light cut on concrete or brick surface.
Length cuttable on measure on site.
Profile made of aluminium alloy and galvanized steel grid to plaster.
PMMA protection screen included.
Strip LED and remote electronic driver to be ordered separately.
Do not expose to bad weather or direct sunlight and do not insert into insulating material.

LE GARANZIE PRODOTTO SARANNO APPLICABILI, PER RAGIONI DI SICUREZZA E FRUIBILITÀ, SOLO UTILIZZANDO STRIPLED ED ALIMENTAZIONI NOVALUX.
THE PRODUCT WARRANTY CONDITIONS WILL APPLY, DUE TO REASONS OF SAFETY AND QUALITY OF USE, ONLY WHEN INSTALLED WITH THE STRIPLED AND DRIVERS FROM NOVALUX CATALOGUES.

IP 40 · 5 anni years · MADE IN ITALY

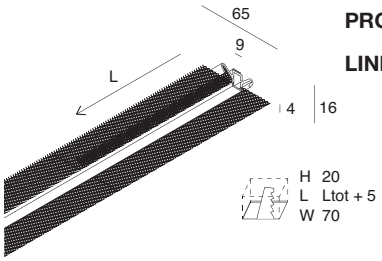

PROFILO LINEARE

LINEAR PROFILE

CODE	L (mm)
1018B0.99	2000

L-09
L-09 WALL

ACCESSORI
ACCESSORIES

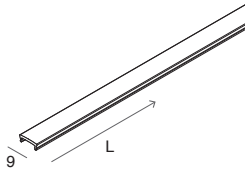

SCHERMO OPALE 6 m
opzionale
Consigliato per installazioni in fila continua

OPAL SCREEN 6 m
optional
Recommended for continuous line installations

CODE	L (mm)	
1018A2.99	6100	Opale / Opal

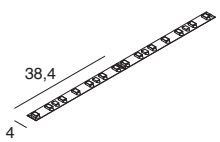

SMD 2216 (182 LED/m)
Biadesivo - sezionabile ogni 38,4 mm (7 LED)
Biadhesive - cuttable every 38,4 mm (7 LED)

STRIP LED 4mm
11,5W/m

CODE	L (mm)	LED COLOUR	FLUX/m	IP	CRI
100913.99	5000	2700K	1100	20	90
100914.99	5000	3000K	1014	20	90
100915.99	5000	4000K	1154	20	90
100928.99	5000	2700K	1016	65	90
100929.99	5000	3000K	1038	65	90
100930.99	5000	4000K	1124	65	90









L-33 / L-33 WALL

Profilo per Strip LED tagliabile in opera che nasce dal concetto Cartoon Light, ideato per offrire un intenso contributo luminoso grazie a una performante Strip LED su doppia pista.
L'installazione di L-33 rientra nello spessore d'ingombro di una lastra di cartongesso, mentre la versione L-33 WALL è studiata per l'applicazione su muratura e calcestruzzo. Un prodotto Novalux dalla grande versatilità che contraddistingue la famiglia Cartoon Light.

Profile for LED strip cuttable on site, based on the Cartoon Light concept, designed to offer a strong light contribution thanks to a high performance LED strip on double track.
The installation of L-33 is within the overall thickness of a plasterboard sheet, while the L-33 WALL version is designed for application on masonry and concrete. A Novalux product with great versatility that distinguishes the Cartoon Light family.

CARTOON LIGHT

L-33 / L-33 WALL

- **LUNGHEZZA TAGLIABILE A MISURA**
  LENGTH TO BE CUT TO MEASURE ON SITE
- **ALTEZZA COMPRESA NELLO SPESSORE DELLA LASTRA DI CARTONGESSO**
  HEIGHT OF PROFILE CONCEALED IN THE THICKNESS OF PLASTERBOARD
- **VERSIONE HYDRO PER AMBIENTI UMIDI (UMIDITÀ RELATIVA COSTANTE ≤70%)**
  HYDRO VERSION FOR HUMID ENVIRONMENTS (CONSTANT RELATIVE HUMIDITY ≤70%)
- **L-33 WALL: VERSIONE PER INSTALLAZIONE SU MURATURA**
  L-33 WALL: VERSION FOR CONCRETE OR BRICK SURFACE



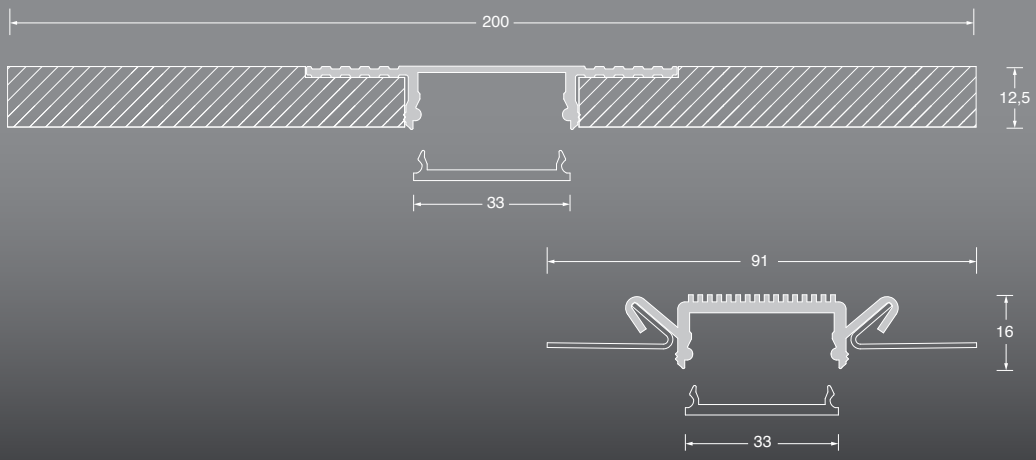

L-33

L-33 WALL



L-33



Profilo per Strip LED tagliabile in opera, per realizzare linee di luce incassate nel cartongesso.
Corpo in cartongesso di spessore 12,5 mm da lastra standard o HYDRO (a ridotto assorbimento di acqua, utilizzabile in ambienti con umidità relativa costante dell'aria ≤70%).
Profilo dissipante in lega di alluminio anodizzato naturale e schermo di protezione in PMMA opale inclusi.
Strip LED e alimentatore elettronico 24Vdc remoto da ordinare a parte.
Non esporre a intemperie o luce solare diretta e non inserire in materiale isolante.

Profile for Strip LED, for light cut on plasterboard.
Body made of 12,5 mm thick plasterboard, either standard or HYDRO treated (with reduced water absorption level to be used in environments with constant relative humidity levels of air ≤70%).
Dissipating profile made of anodized aluminium alloy natural finish and PMMA opal diffuser included.
Strip LED and remote electronic driver 24Vdc to be ordered separately.
Do not expose to bad weather or direct sunlight and do not insert into insulating material.

LE GARANZIE PRODOTTO SARANNO APPLICABILI, PER RAGIONI DI SICUREZZA E FRUIBILITÀ, SOLO UTILIZZANDO STRIPLED ED ALIMENTAZIONI NOVALUX.
THE PRODUCT WARRANTY CONDITIONS WILL APPLY, DUE TO REASONS OF SAFETY AND QUALITY OF USE, ONLY WHEN INSTALLED WITH THE STRIPLED AND DRIVERS FROM NOVALUX CATALOGUES.

IP 40 · 5 anni years · MADE IN ITALY

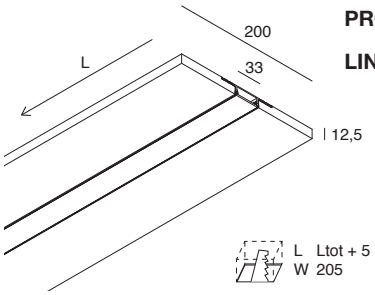

PROFILO LINEARE
LINEAR PROFILE

CODE	L (mm)	Version
101894.99	2000	Standard
101895.99	2000	HYDRO

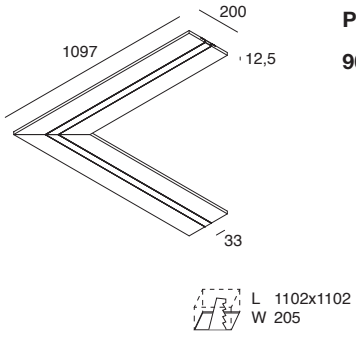

PROFILO ANGOLARE 90°
90° CORNER PROFILE

CODE	L (mm)	Version
101896.99	1097x1097	Standard
101897.99	1097x1097	HYDRO

L-33 WALL



Profilo per Strip LED tagliabile in opera, per realizzare linee di luce incassate in muratura.
Profilo tagliabile in opera in lega di alluminio anodizzata naturale e rete di armatura porta-intonaco in acciaio zincato.
Schermo di protezione in PMMA opale incluso.
Strip LED e alimentatore elettronico remoto da ordinare a parte.
Non esporre a intemperie o luce solare diretta e non inserire in materiale isolante.

Profile for Strip LED for light cut on concrete or brick surface.
Length cuttable on measure on site.
Profile made of aluminium alloy and galvanized steel grid to plaster.
PMMA protection screen included.
Strip LED and remote electronic driver to be ordered separately.
Do not expose to bad weather or direct sunlight and do not insert into insulating material.

LE GARANZIE PRODOTTO SARANNO APPLICABILI, PER RAGIONI DI SICUREZZA E FRUIBILITÀ, SOLO UTILIZZANDO STRIPLED ED ALIMENTAZIONI NOVALUX.
THE PRODUCT WARRANTY CONDITIONS WILL APPLY, DUE TO REASONS OF SAFETY AND QUALITY OF USE, ONLY WHEN INSTALLED WITH THE STRIPLED AND DRIVERS FROM NOVALUX CATALOGUES.

IP 40 · 5 anni years · MADE IN ITALY

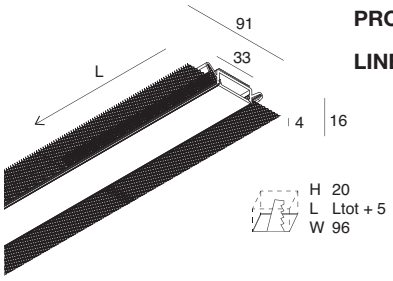

PROFILO LINEARE

LINEAR PROFILE

CODE	L (mm)
1018B1.99	2000

L-33
L-33 WALL

ACCESSORI
ACCESSORIES

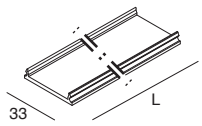

SCHERMO OPALE 6,5 m
opzionale
Consigliato per installazioni in fila continua

OPAL SCREEN 6,5 m
optional
Recommended for continuous line installations

CODE	L (mm)	
1018C8.99	6100	Opale / Opal

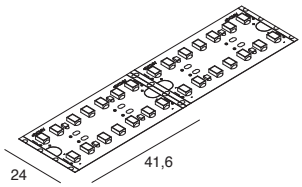

SMD 2835 (336 LED/m)
Biadesivo - sezionabile ogni 41,6 mm (14 LED)
Per profilo A-70 e Profiled MACRO
Bihadesive - cuttable every 41,6 mm (14 LED)
Suitable for L-33 profile and Profiled MACRO

STRIP LED DOPPIA PISTA
25W/m

STRIP LED DOUBLE LANE
25W/m

CODE	LED COLOUR	POWER	FLUX/m	L (mm)	IP	CRI
100916.99	2700K	25W/m	2926	5000	**20**	**90**
100917.99	3000K	25W/m	2670	5000	**20**	**90**
100918.99	4000K	25W/m	3000	5000	**20**	**90**
100925.99	2700K	25W/m	2802	5000	**65**	**90**
100926.99	3000K	25W/m	2902	5000	**65**	**90**
100927.99	4000K	25W/m	3208	5000	**65**	**90**









L-36 TRACK

L-36 TRACK è il sistema della famiglia Cartoon Light per installazione del binario, composto dal profilo di cartongesso già sagomato per alloggiare il nostro ALL TRACK. La soluzione illuminotecnica Novalux ideale per incassare un binario elettrificato nel cartongesso in modo rapido e preciso.

L-36 TRACK is the system of the Cartoon Light family for track installation, consisting of the plasterboard profile already shaped to house our ALL TRACK. The ideal Novalux lighting solution to recess an electrified track in plasterboard quickly and precisely.

L-36 TRACK

- **BINARIO ELETTRIFICATO TRIFASE 7 POLI CON DUE CONDUTTORI DEDICATI D+, D- PER LA GESTIONE DELLA DIMMERAZIONE.**

  THREE-PHASE ELECTRIFIED TRACK WITH 7 POLES WITH TWO DEDICATED CONDUCTORS D+, D- FOR DIMMING MANAGEMENT.

- **COMPATIBILE CON PROIETTORI LED ORIENTABILI GALA, DALI' E CON LUCKY EVO E HERO**

  COMPATIBLE WITH ADJUSTABLE LED SPOTLIGHTS GALA, DALI' AND WITH LUCKY EVO AND HERO




36 mm

L-36 TRACK



Sistema per installazione del binario elettrificato ad incasso in cartongesso, compatibile con Lucky evo, Hero e proiettori Dali e Gala (on-off e DALI).
Corpo in cartongesso con canale di larghezza 36 mm predisposto per l'inserimento del binario elettrificato All-Track.

System for recessed installation into plasterboard of electrified track, compatible with Lucky evo, Hero and Dalì and Gala projectors (on-off and DALI).
Body made of plasterboard with 36 mm width channel to accomodate All-Track.

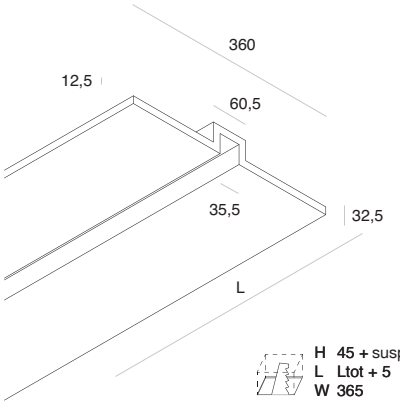

PROFILO LINEARE
spessore 12,5 mm
tagliabile in opera
da pendinare

LINEAR PROFILE
12,5 mm thick plasterboard
profile cuttable on measure
on site to be suspended

CODE	L (mm)
1018B2.99	2000

Prevedere binario elettrificato All-Track da inserire nel canale. Provide electrified All-track to be inserted into the channel.

ALL-TRACK

Binario elettrificato trifase 7 poli con due conduttori dedicati D+, D- per la gestione della dimmerazione.
Profilo in lega di alluminio verniciata contenente i conduttori in rame.
Compatibile con Lucky Evo, Hero e proiettori Dalì e Gala (on-off e DALI).
L1/L2/L3/N/Terra (16A 230V) e D+/D-(segnale DALI, 0-10V, 1-10V).
Non utilizzabile comando di dimmerazione a pulsante a 230V.
La funzione PUSH è ammessa solo con interposizione di interfaccia pulsante con uscita DALI (cod. 18908.99 oppure 18906.99).

Three-phase electrified track with 7 poles with two dedicated conductors D+, D- for dimming management.
Painted aluminium alloy profile containing copper conductors.
Compatible with Lucky Evo, Hero and Dalì and Gala projectors (on-off and DALI).
L1/L2/L3/N/PE (16A 230V) and D+/D-(DALI signal, 0-10V, 1-10V).
230V push-button dimming control not available. The PUSH function is only allowed with button interface interposition with DALI output.
(cod. 18908.99 or 18906.99).

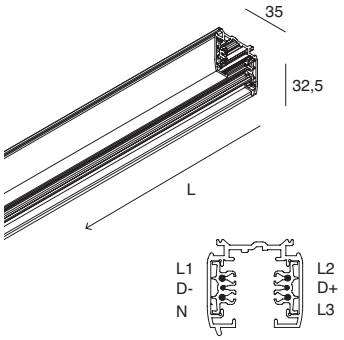

BINARIO ELETTRIFICATO
TRIFASE 7 POLI

ELECTRIFIED THREE-PHASE
7 POLES TRACK

CODE	☐	■	L (mm)
106701.01		**.02**	1000
106702.01		**.02**	2000
106703.01		**.02**	3000

ALL-TRACK

ACCESSORI
ACCESSORIES

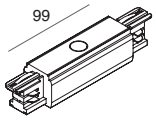

ALIMENTAZIONE CENTRALE
E GIUNTO LINEARE

CENTRAL FEED JOINT

CODE	☐	■
106704.01		**.02**

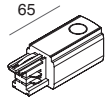

ALIMENTAZIONE DI TESTA

START LIVE END

CODE	☐	■	VERSION
106705.01		**.02**	destra / right
106706.01		**.02**	sinistra / left

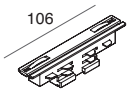

GIUNTO LINEARE ELETTRIFICATO

ELECTRIFIED STRAIGHT JOINT

CODE	☐	■
106707.01		**.02**



CHIUSURA TERMINALE

DEAD END

CODE	☐	■
106708.01		**.02**

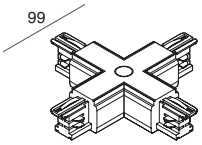

GIUNTO a X
alimentabile

X-feed JOINT

CODE	☐	■
106709.01		**.02**

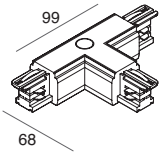

GIUNTO a T
alimentabile

T-feed JOINT

CODE	☐	■	VERSION
106710.01		**.02**	interno sinistro / inside left
106711.01		**.02**	interno destro / inside right
106712.01		**.02**	esterno sinistro / outside left
106713.01		**.02**	esterno destro / outside right

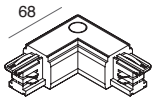

GIUNTO a L
alimentabile

L-feed JOINT

CODE	☐	■	VERSION
106714.01		**.02**	interno / inside
106715.01		**.02**	esterno / outside

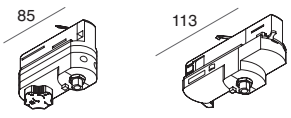

ADATTATORE MECCANICO/ELETTRICO
NON CABLATO 6A (1 pz.)
carico massimo 10 kg

MECHANICAL/ELECTRIC
NOT WIRED ADAPTOR 6A (1 pc)
maximum load 10 kg

CODE	☐	■	VERSION
106718.01		**.02**	3P
106719.01		**.02**	3P+DALI

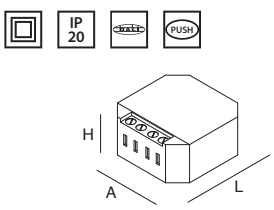

PULSANTE DIGITALE DALI PCU
Vedere sezione Gestione Luce
per ulteriori specifiche.

DIGITAL DALI PCU BUTTON
See Light Management section
for further specifications.

CODE	A (mm)	H (mm)	L (mm)
18908.99	48	22	48

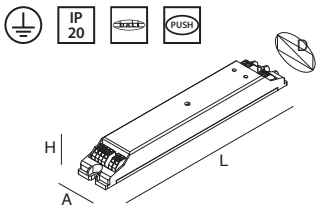

DALI REPEATER
Amplificatode per sistema DALI.
Vedere sezione Gestione Luce
per ulteriori specifiche.

DALI REPEATER
Amplifier for DALI system.
See Light Management section
for further specifications.

CODE	A (mm)	D (mm)	H (mm)	L (mm)
18906.99	30	37	21	189









SIDE

Innovazione, semplicità, performance.
Profilo di alluminio tagliabile in opera per Strip LED: SIDE è il sistema a scomparsa Novalux più versatile e veloce, per realizzare con il cartongesso velette, nicchie e gole di luce indiretta dal risultato pulito ed elegante.

Innovation, simplicity, performance.
Aluminium profile that can be cut on site for LED strip: SIDE is the most versatile and quickest Novalux concealed system to create light coves, recesses and indirect lighting grooves using plasterboard with a clean and elegant result.

SIDE

- **PROFILO PERIMETRALE PER REALIZZARE VELETTE IN CARTONGESSO**
  PERIMETER PROFILE FOR CREATING PLASTERBOARD LIGHT COVES
- **MINIMO SPESSORE DI BORDATURA**
  MINIMAL THICKNESS EDGING
- **PROFILO TAGLIABILE SU MISURA IN OPERA**
  LENGTH CAN BE CUT TO MEASURE ON SITE
- **INSTALLAZIONE CONSIGLIATA:**
  RECOMMENDED INSTALLATION:

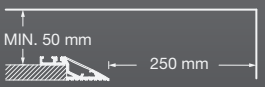

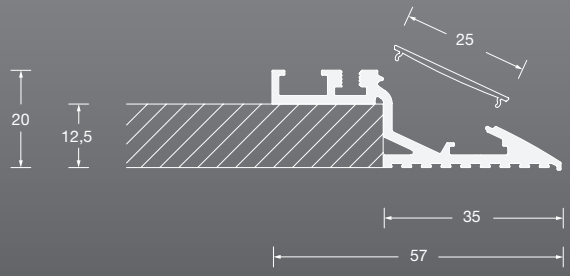





SIDE



Sistema a scomparsa per realizzare velette a luce indiretta
su cartongesso di spessore 12,5 mm. Profilo dissipante da stuccare
e rasare, in lega di alluminio anodizzata naturale e schermo diffusore
in policarbonato opale, tagliabili a misura in opera.
Diffusore e kit di giunzione inclusi.
Strip LED ed alimentatore elettronico da ordinare a parte.

Concealed system to realize indirect light coves for 12,5 mm thickness
plasterboard. Dissipating profile made of anodized aluminum alloy natural
finish and polycarbonate opal diffuser, cuttable to measure on site.
Opal diffuser and junction kit included.
Strip LED and electronic driver to be ordered separately.

LE GARANZIE PRODOTTO SARANNO APPLICABILI, PER RAGIONI DI SICUREZZA E FRUIBILITÀ, SOLO UTILIZZANDO STRIPLED ED ALIMENTAZIONI NOVALUX.
THE PRODUCT WARRANTY CONDITIONS WILL APPLY, DUE TO REASONS OF SAFETY AND QUALITY OF USE, ONLY WHEN INSTALLED WITH THE STRIPLED AND DRIVERS FROM NOVALUX CATALOGUES.

IP 40 · 5 anni years · MADE IN ITALY

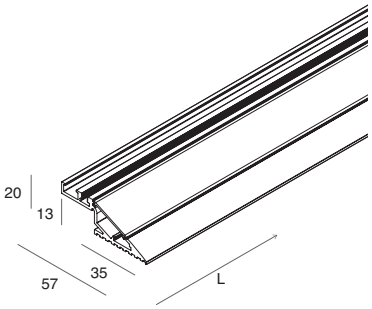

CODE	L (mm)	Diffuser
106901.99	2000	Opale / Opal

SIDE

ACCESSORI
ACCESSORIES

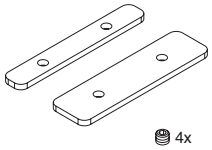

GIUNTO LINEARE
Da prevedere in caso
di utilizzo di sezioni di profilo
tagliate in opera.

LINEAR JOINT
To be used for sections
of profile cut on site.

CODE
106902.99

NEW

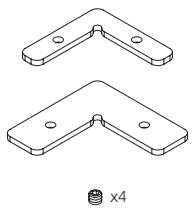

GIUNTO ANGOLARE
Da prevedere in caso di taglio
in opera del modulo lineare a 45°

CORNER JOINT
To be provided in case of cutting
the linear module at 45°

CODE
106903.99

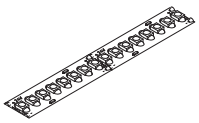

STRIP LED
Pag. 422

Installabile max 1 strip LED.

Max 1 strip LED can be placed.







P-25 / P-40

Profilo per Strip LED a incasso che scompare nel cartongesso e crea una linea luminosa perimetrale ad effetto wall washer. Una cascata di luce illumina le pareti in maniera uniforme e ne esalta la trama, i rivestimenti in pietra o le particolari finiture. L'effetto scenico è garantito.

Recessed LED strip profile concealed in plasterboard creating a perimeter light line with a wall washer effect. A light cascade illuminates the walls evenly and enhances the pattern, stone cladding or special finishes. A spectacular effect is guaranteed.

CARTOON LIGHT

P-25 / P-40

- **LINEA LUMINOSA PERIMETRALE WALL WASHER PER INSTALLAZIONE IN CONTROSOFFITTO**

  PERIMETER LIGHT LINE
  WALL WASHER FOR PLASTERBOARD CEILING INSTALLATION

- **GAMMA DI FLUSSO E TEMPERATURA DI COLORE, RESA CROMATICA FINO A CRI>90**

  OPTIONS ON FLUX AND COLOR TEMPERATURE,
  COLOR RENDERING UP TO CRI>90

- **PROFILO TAGLIABILE SU MISURA IN OPERA**

  LENGTH CAN BE CUT TO MEASURE ON SITE

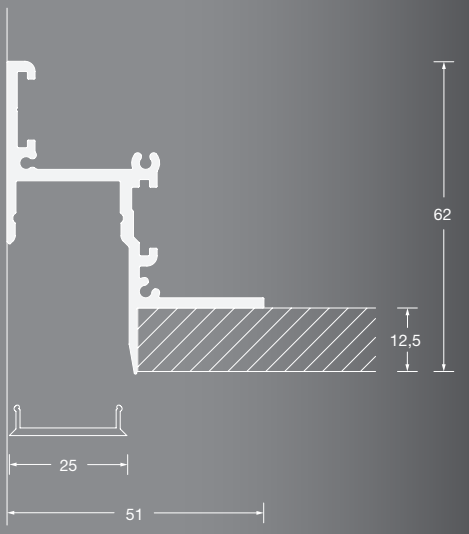

P-25

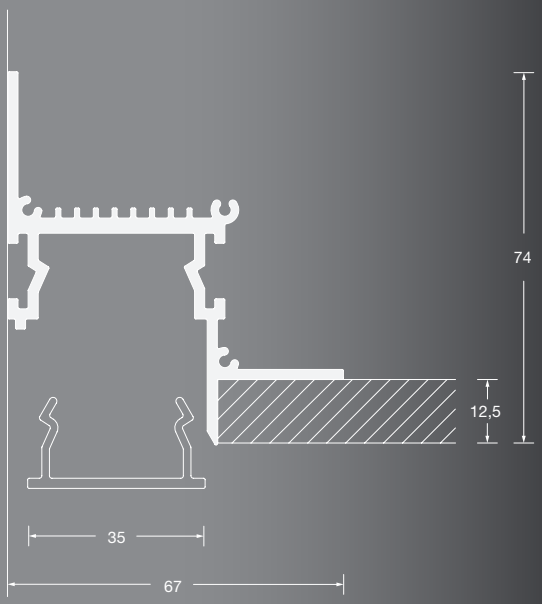

P-40





P-25



Profilo per Strip LED perimetrale per cartongesso di spessore 12,5 mm.
Profilo dissipante in lega di alluminio anodizzata naturale e schermo diffusore in policarbonato opale, tagliabili a misura in opera.
Diffusore e kit di giunzione inclusi.
Testate terminali, strip LED ed alimentatore elettronico da ordinare a parte.

Perimetral profile for Strip LED for 12,5 mm thickness plasterboard.
Dissipating profile made of anodized aluminum alloy natural finish and polycarbonate opal diffuser, cuttable to measure on site.
Opal diffuser and junction kit included.
End caps, strip LED and electronic driver to be ordered separately.

LE GARANZIE PRODOTTO SARANNO APPLICABILI, PER RAGIONI DI SICUREZZA E FRUIBILITÀ, SOLO UTILIZZANDO STRIPLED ED ALIMENTAZIONI NOVALUX.
THE PRODUCT WARRANTY CONDITIONS WILL APPLY, DUE TO REASONS OF SAFETY AND QUALITY OF USE, ONLY WHEN INSTALLED WITH THE STRIPLED AND DRIVERS FROM NOVALUX CATALOGUES.

IP 40 · 5 anni years · MADE IN ITALY

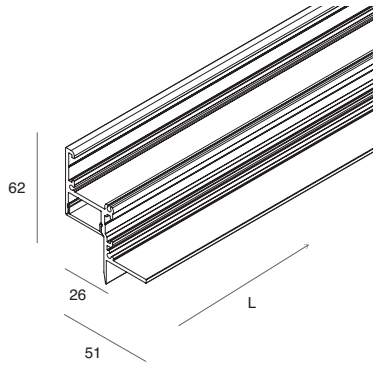

CODE	L (mm)	Diffuser
106801.99	2000	Opale / Opal

P-25

ACCESSORI
ACCESSORIES

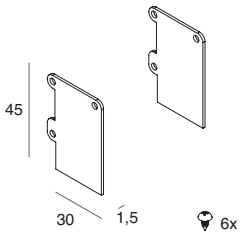

TESTATE TERMINALI (2 pz.)

END CAPS (2 pcs)

CODE
106802.99

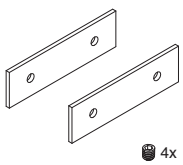

KIT DI GIUNZIONE
Da prevedere in caso di utilizzo di sezioni di profilo tagliate in opera.

JUNCTION KIT
To be used for sections of profile cut on site.

CODE
103003.99

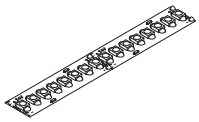

STRIP LED
Pag. 422

Installabile max 1 strip LED.

Max 1 strip LED can be placed.



P-40



Profilo per Strip LED perimetrale per cartongesso di spessore 12,5 mm.
Profilo dissipante in lega di alluminio anodizzata naturale e schermo diffusore in policarbonato opale, tagliabili a misura in opera.
Diffusore e kit di giunzione inclusi.
Testate terminali, strip LED e alimentatore elettronico da ordinare a parte.

Perimetral profile for Strip LED for 12,5 mm thickness plasterboard.
Dissipating profile made of anodized aluminium alloy natural finish and polycarbonate opal diffuser, cuttable to measure on site.
Opal diffuser and junction kit included.
End caps, strip LED and electronic driver to be ordered separately.

LE GARANZIE PRODOTTO SARANNO APPLICABILI, PER RAGIONI DI SICUREZZA E FRUIBILITÀ, SOLO UTILIZZANDO STRIPLED ED ALIMENTAZIONI NOVALUX.
THE PRODUCT WARRANTY CONDITIONS WILL APPLY, DUE TO REASONS OF SAFETY AND QUALITY OF USE, ONLY WHEN INSTALLED WITH THE STRIPLED AND DRIVERS FROM NOVALUX CATALOGUES.

IP 40 · 5 anni years · MADE IN ITALY

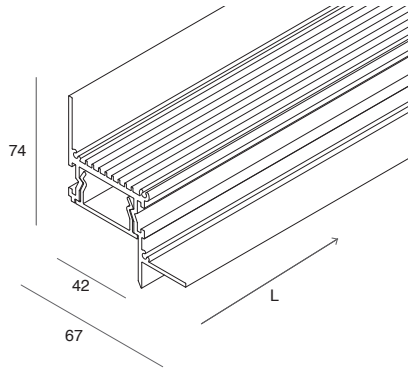

CODE	L (mm)	Diffuser
103001.99	2000	Opale / Opal

P-40

ACCESSORI
ACCESSORIES

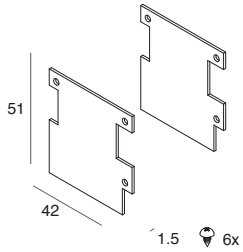

TESTATE TERMINALI (2 pz.)

END CAPS (2 pcs)

CODE
103002.99

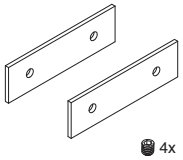

KIT DI GIUNZIONE
Da prevedere in caso di utilizzo di sezioni di profilo tagliate in opera.

JUNCTION KIT
To be used for sections of profile cut on site.

CODE
103003.99

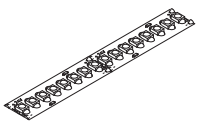

STRIP LED
Pag. 422

Installabili fino a 2 strip LED affiancate.

Max 2 strip LED can be placed side by side.







A-70

Il profilo luminoso A-70 permette di realizzare facilmente, e con estrema precisione, una linea di luce morbida di larghezza 70 mm a emissione luminosa asimmetrica. Comprende un profilo dissipatore per ospitare la Strip LED, inserito fra due lastre di cartongesso, da montare in continuità con la parete o il soffitto.

The A-70 light profile makes it easy to create a 70 mm wide soft light line with asymmetrical light emission. It includes a heatsink to house the LED strip, placed between two sheets of plasterboard and to be mounted flush with the wall or ceiling.

CARTOON LIGHT

A-70

- **LUNGHEZZA TAGLIABILE A MISURA**

  LENGTH TO BE CUT TO MEASURE ON SITE

- **VERSIONE HYDRO PER AMBIENTI UMIDI (UMIDITÀ RELATIVA COSTANTE ≤70%)**

  HYDRO VERSION FOR HUMID ENVIRONMENTS (CONSTANT RELATIVE HUMIDITY ≤70%)

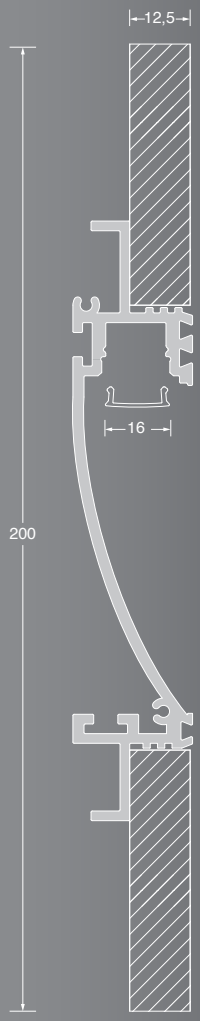



A-70



LE GARANZIE PRODOTTO SARANNO APPLICABILI, PER RAGIONI DI SICUREZZA E FRUIBILITÀ, SOLO UTILIZZANDO STRIPLED ED ALIMENTAZIONI NOVALUX.
THE PRODUCT WARRANTY CONDITIONS WILL APPLY, DUE TO REASONS OF SAFETY AND QUALITY OF USE, ONLY WHEN INSTALLED WITH THE STRIPLED AND DRIVERS FROM NOVALUX CATALOGUES.

IP 40 · 5 anni years · MADE IN ITALY

Profilo per Strip LED tagliabile in opera, per realizzare linee di luce asimmetrica.
Installabile su parete di cartongesso a doppia lastra, o in controsoffitto su lastra singola.
Installabile su muratura solo rivestita con doppia lastra di cartongesso.
Corpo in cartongesso di spessore 12,5 mm da lastra standard o HYDRO
(a ridotto assorbimento di acqua, utilizzabile in ambienti con umidità relativa costante dell'aria ≤70%).
Profilo dissipante in lega di alluminio verniciato bianco e schermo di protezione in PMMA opale inclusi.
Testate terminali, kit di giunzione, Strip LED e alimentatore elettronico 24Vdc remoto da ordinare a parte.

Profile for Strip LED, for asymmetric light cut.
Double plasterboard sheet for wall installation and single plasterboard sheet for ceiling.
Only double plasterboard sheet on concrete or brick wall.
Body made of 12,5mm thick plasterboard, either standard or HYDRO treated
(with reduced water absorption level to be used in environments with constant relative humidity levels of air ≤70%)
Dissipating profile made of white painted aluminium alloy and PMMA opal diffuser included
End caps, junction kit, Strip LED and remote electronic driver 24 Vdc to be ordered separately

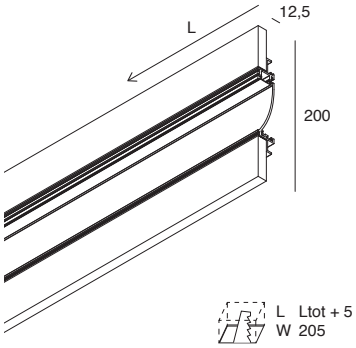

PROFILO LINEARE

LINEAR PROFILE

CODE	L (mm)	Version
101853.99	2000	Standard
101855.99	2000	HYDRO

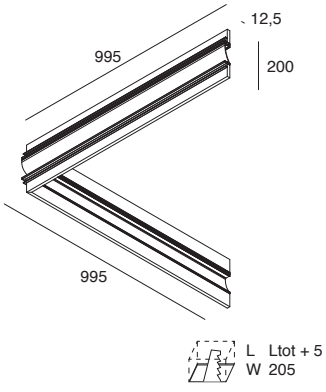

PROFILO ANGOLARE 90°
Profilo angolare parete-soffitto

90° CORNER PROFILE
Wall-ceiling corner profile

CODE	L (mm)	Version
101854.99	995x995	Standard
101856.99	995x995	HYDRO

A-70

ACCESSORI
ACCESSORIES

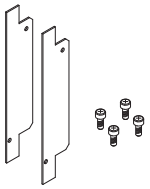

TESTATE TERMINALI (2 pz.)

END CAPS (2 pcs)

CODE	
101863.99	

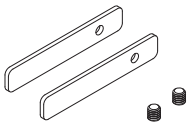

KIT DI GIUNZIONE (2 pz.)

JUNCTION KIT (2 pcs)

CODE	
101864.99	

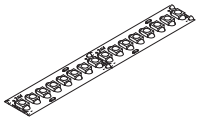

STRIP LED
Pag. 422

Per ottenere uniformità di luminanza nelle installazioni con schermo a vista utilizzare strip LED 19,2W/m, 22W/m, 8,8W/m (24Vdc), o 17W/m (48Vdc).
Prevedere strip LED IP65 per versione HYDRO.

To achieve luminance uniformity, when installed with clearly visible diffusors, the strip LED to be used is 19,2W/m, 22W/m, 8,8W/m (24Vdc), or 17W/m (48Vdc).
Strip LED IP65 to be associated with the HYDRO version.




ROUDNICE





V-30 / V-90 / V-180

Profili per Strip LED Novalux, realizzati in cartongesso per installazione a parete, tagliabili in opera. Sistemi luminosi Cartoon Light ideati per creare un effetto di luce radente, dove la sorgente LED rimane sempre nascosta alla vista. V-30, V-90 e V-180, rispettivamente con inclinazione di 30°, 90° e a emissione diretta-indiretta, si integrano perfettamente nella parete insieme alla luce, che fa parte di essa senza interruzione della materia. Soluzioni luminose ideali per i settori residenziale, commerciale e ricettivo.

Profiles for Novalux LED Strips, made of plasterboard for wall installation, cut on site. Cartoon Light systems designed to create a grazing light effect, where the LED source remains always concealed, V-30, V-90 and V-180, with 30°, 90° tilt, and direct-indirect emission, respectively, integrate perfectly into the wall along with the light, which is part of it without interruption. Ideal lighting solutions for residential, commercial and hospitality sectors.

CARTOON LIGHT

V-30
V-90
V-180

- **LUNGHEZZA TAGLIABILE SU MISURA**
  LENGTH THAT CAN BE CUT TO MEASURE ON SITE
- **IDONEO PER STRIP LED SINGOLA O DOPPIA PISTA 25W/m**
  SUITABLE FOR LED STRIPS SINGLE OR DOUBLE LANE 25W/m
- **ALIMENTATORI E INTERFACCE DI DIMMERAZIONE INSERIBILI NEL PROFILO**
  DRIVERS AND DIMMING INTERFACES CAN BE INSERTED IN THE PROFILE

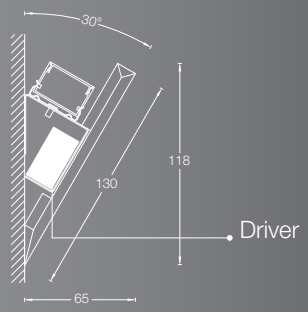

V-30

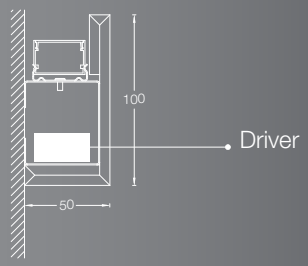

V-90

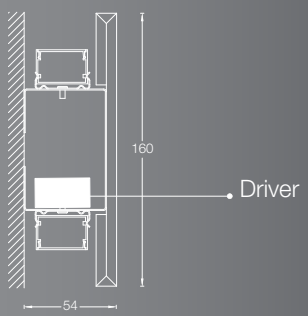

V-180



V-30 NEW



LE GARANZIE PRODOTTO SARANNO APPLICABILI, PER RAGIONI DI SICUREZZA E FRUIBILITÀ, SOLO UTILIZZANDO STRIPLED ED ALIMENTAZIONI NOVALUX.
THE PRODUCT WARRANTY CONDITIONS WILL APPLY, DUE TO REASONS OF SAFETY AND QUALITY OF USE, ONLY WHEN INSTALLED WITH THE STRIPLED AND DRIVERS FROM NOVALUX CATALOGUES.

IP 40 · 5 anni years · MADE IN ITALY

Profilo per Strip LED tagliabile in opera per installazione a parete.
Corpo e testate terminali in cartongesso, profilo dissipante in lega di alluminio anodizzata naturale.
Staffe per installazione a parete in lamiera di acciaio zincata, schermo di protezione in PMMA opale.
Strip LED, testate di chiusura ed alimentatore elettronico 24Vdc da ordinare a parte.

On-site cuttable LED Strip profile for wall installation.
Body and end heads made of plasterboard, dissipating profile made of natural anodized aluminum.
Brackets for wall installation made of galvanized sheet steel, opal PMMA protection screen.
LED strip, end caps and 24Vdc electronic power supply to be ordered separately.

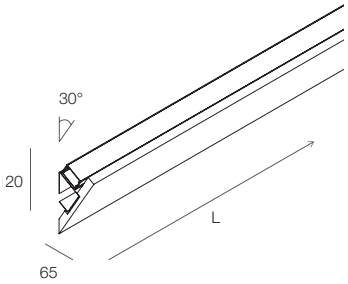

V-30
Veletta con inclinazione di 30°.
Tagliabile in max 3 profili di lunghezza minima 350 mm. Incluse 3 staffe per il montaggio.
Alimentatore remoto o alloggiabile nel profilo come da tabella.

V-30
Light cove with an angle of 30°.
Cuttable in max 3 profiles of minimum length 350 mm. Included 3 mounting brackets.
Remote driver or can be inserted in the profile as shown in the table.

CODE	L (mm)
1018C1.99	2000

V-30

ACCESSORI
ACCESSORIES

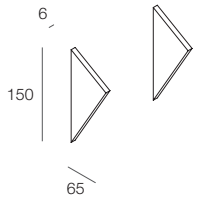

TESTATE DI CHIUSURA per V-30 (2pz)

END CAPS for V-30 (2pcs)

CODE
1018C4.99

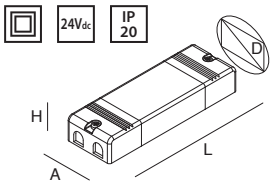

ALIMENTATORI 24Vdc INSERIBILI NEL PROFILO
Vedi sezione Gestione Luce

DRIVERS 24Vdc CAN BE INSERTED IN THE PROFILE
See section Light Management

CODE	POWER	VERSION
101301.99	45W	ON/OFF
101302.99	100W	ON/OFF
101318.99	80W	DALI/PUSH (White) DALI (RGB/RGBW/TW)

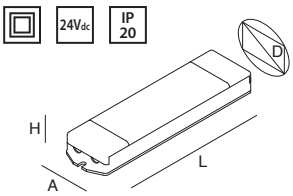

INTERFACCE DI DIMMERAZIONE 24Vdc INSERIBILI NEL PROFILO
Vedi sezione Gestione Luce

DIMMING INTERFACES 24Vdc CAN BE INSERTED IN THE PROFILE
See section Light Management

CODE	POWER	VERSION
105914.99	max 12Ax1CH	DALI/PUSH/0-10V/1-10V
105923.99	max 10Ax1CH	TRIAC/IGBT

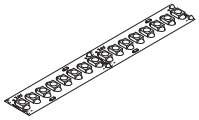

STRIP LED
Pag. 422

V-90



LE GARANZIE PRODOTTO SARANNO APPLICABILI, PER RAGIONI DI SICUREZZA E FRUIBILITÀ, SOLO UTILIZZANDO STRIPLED ED ALIMENTAZIONI NOVALUX.
THE PRODUCT WARRANTY CONDITIONS WILL APPLY, DUE TO REASONS OF SAFETY AND QUALITY OF USE, ONLY WHEN INSTALLED WITH THE STRIPLED AND DRIVERS FROM NOVALUX CATALOGUES.

IP 40 · 5 anni years · MADE IN ITALY

Profilo per Strip LED tagliabile in opera per installazione a parete.
Corpo e testate terminali in cartongesso, profilo dissipante in lega di alluminio anodizzata naturale.
Staffe per installazione a parete in lamiera di acciaio zincata, schermo di protezione in PMMA opale. Strip LED, testate di chiusura ed alimentatore elettronico 24Vdc da ordinare a parte.

On-site cuttable LED Strip profile for wall installation.
Body and end heads made of plasterboard, dissipating profile made of natural anodized aluminum.
Brackets for wall installation made of galvanized and painted sheet steel, opal PMMA protection screen.
LED strip, end caps and 24Vdc electronic power supply to be ordered separately.

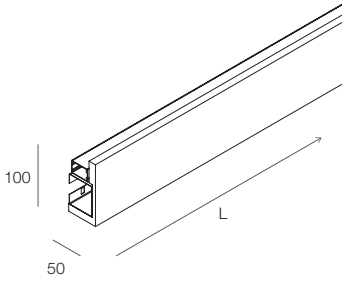

V-90
Veletta rettangolare monoemissione.
Tagliabile in max 3 profili di lunghezza minima 350 mm. Incluse 3 staffe per il montaggio.
Alimentatore remoto o alloggiabile nel profilo come da tabella.

V-90
Rectangular light cove.
Cuttable in max 3 profiles of minimum length 350 mm. Included 3 mounting brackets.
Remote driver or can be inserted in the profile as shown in the table.

CODE	L (mm)
1018C0.99	2000

V-90

ACCESSORI
ACCESSORIES

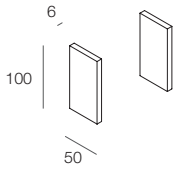

TESTATE DI CHIUSURA per V-90 (2pz)

END CAPS for V-90 (2pcs)

CODE
1018C5.99

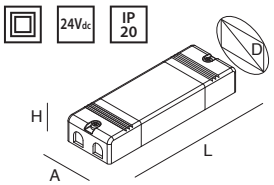

ALIMENTATORI 24Vdc INSERIBILI NEL PROFILO
Vedi sezione Gestione Luce

DRIVERS 24Vdc CAN BE INSERTED IN THE PROFILE
See section Light Management

CODE	POWER	VERSION
101301.99	45W	ON/OFF
101302.99	100W	ON/OFF
101328.99	150W	ON/OFF
101318.99	80W	DALI/PUSH (White) DALI (RGB/RGBW/TW)

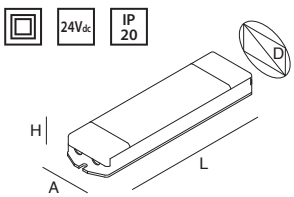

INTERFACCE DI DIMMERAZIONE 24Vdc INSERIBILI NEL PROFILO
Vedi sezione Gestione Luce

DIMMING INTERFACES 24Vdc CAN BE INSERTED IN THE PROFILE
See section Light Management

CODE	POWER	VERSION
105914.99	max 12Ax1CH	DALI/PUSH/0-10V/1-10V
105923.99	max 10Ax1CH	TRIAC/IGBT

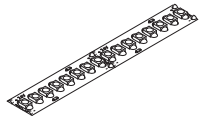

STRIP LED
Pag. 422

V-180



LE GARANZIE PRODOTTO SARANNO APPLICABILI, PER RAGIONI DI SICUREZZA E FRUIBILITÀ, SOLO UTILIZZANDO STRIPLED ED ALIMENTAZIONI NOVALUX.
THE PRODUCT WARRANTY CONDITIONS WILL APPLY, DUE TO REASONS OF SAFETY AND QUALITY OF USE, ONLY WHEN INSTALLED WITH THE STRIPLED AND DRIVERS FROM NOVALUX CATALOGUES.

IP 40 · 5 anni years · MADE IN ITALY

Profilo per Strip LED tagliabile in opera per installazione a parete.
Corpo e testate terminali in cartongesso, profilo dissipante in lega di alluminio anodizzata naturale.
Staffe per installazione a parete in lamiera di acciaio zincata, schermo di protezione in PMMA opale. Strip LED, testate di chiusura ed alimentatore elettronico 24Vdc da ordinare a parte.

On-site cuttable LED Strip profile for wall installation.
Body and end heads made of plasterboard, dissipating profile made of natural anodized aluminum.
Brackets for wall installation made of galvanized and painted sheet steel, opal PMMA protection screen.
LED strip, end caps and 24Vdc electronic power supply to be ordered separately.

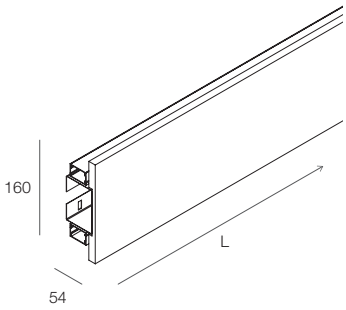

V-180
Veletta ad emissione diretta/indiretta.
Tagliabile in max 3 profili di lunghezza minima 400 mm. Incluse 3 staffe per il montaggio.
Alimentatore remoto o alloggiabile nel profilo come da tabella.

V-180
Double emission light cove.
Cuttable in max 3 profiles of minimum length 400 mm. Included 3 mounting brackets.
Remote driver or can be inserted in the profile as shown in the table.

CODE	L (mm)
1018C2.99	2000

V-180

ACCESSORI
ACCESSORIES

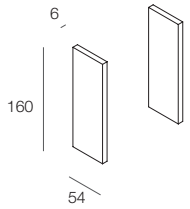

TESTATE DI CHIUSURA per V-180 (2pz)

END CAPS for V-180 (2pcs)

CODE
1018C3.99

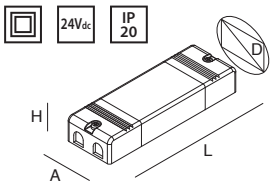

ALIMENTATORI 24Vdc INSERIBILI NEL PROFILO
Vedi sezione Gestione Luce

DRIVERS 24Vdc CAN BE INSERTED IN THE PROFILE
See section Light Management

CODE	POWER	VERSION
101301.99	45W	ON/OFF
101302.99	100W	ON/OFF
101328.99	150W	ON/OFF
101318.99	80W	DALI/PUSH (White) DALI (RGB/RGBW/TW)

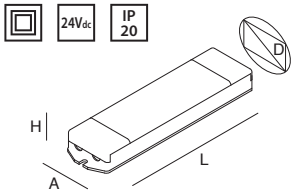

INTERFACCE DI DIMMERAZIONE 24Vdc INSERIBILI NEL PROFILO
Vedi sezione Gestione Luce

DIMMING INTERFACES 24Vdc CAN BE INSERTED IN THE PROFILE
See section Light Management

CODE	POWER	VERSION
105914.99	max 12Ax1CH	DALI/PUSH/0-10V/1-10V
105923.99	max 10Ax1CH	TRIAC/IGBT

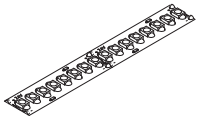

STRIP LED
Pag. 422

SYSTEMS



HERO SYSTEM

INSTALLAZIONI
INSTALLATIONS

HERO

- **.01** Bianco - White
- **.02** Nero - Black
- **.20** Caffè
- **.21** Cappuccino

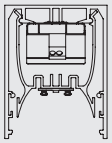

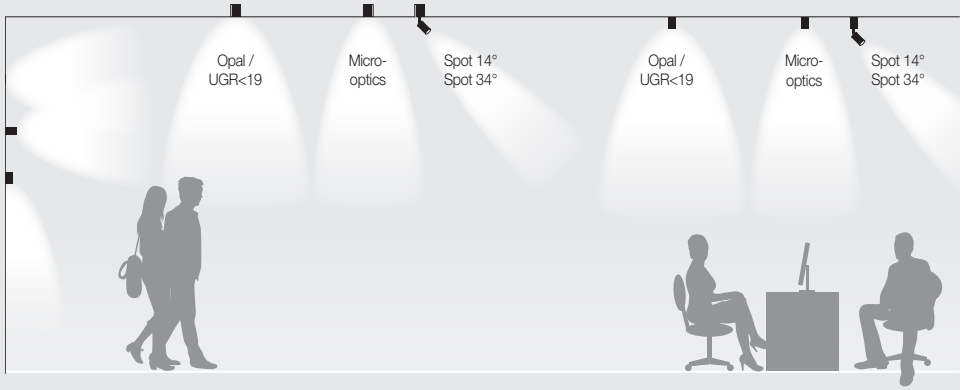

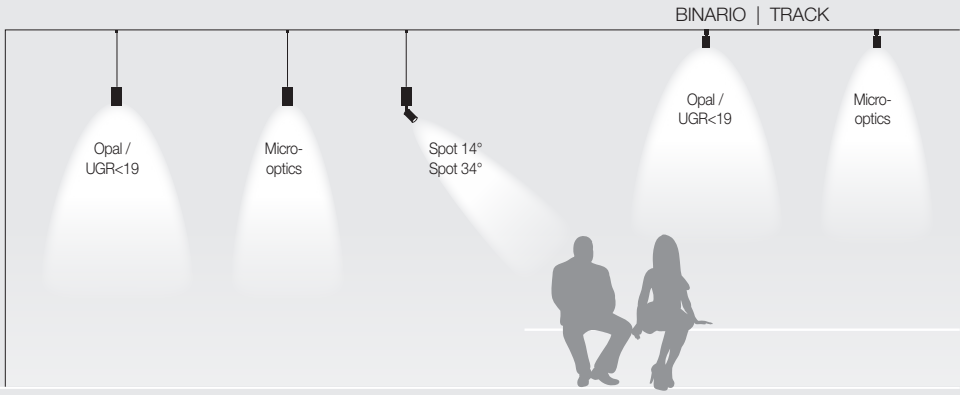

HERO B

- **.01** Bianco - White
- **.02** Nero - Black
- **.20** Caffè
- **.21** Cappuccino

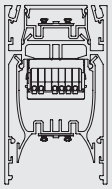

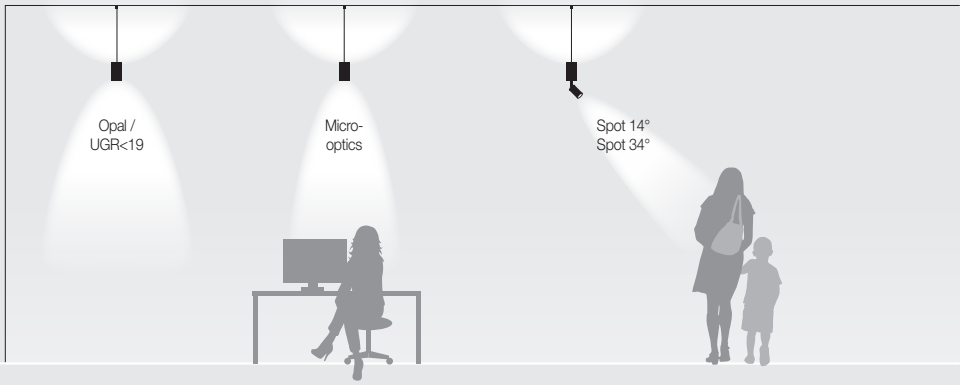

HERO C

- **.01** Bianco - White
- **.02** Nero - Black

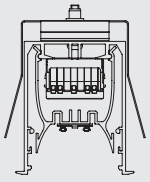

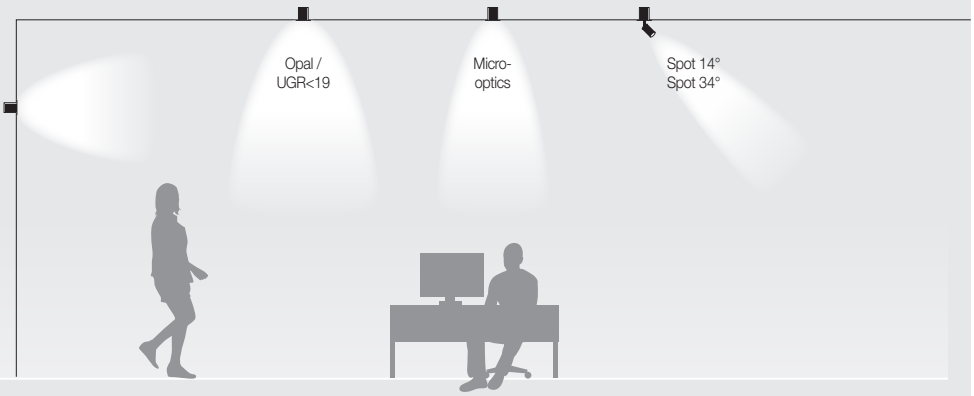





HERO

HERO è il nuovo sistema lineare LED Novalux per installazione a sospensione, plafone, parete, o incasso a rasamento in cartongesso. Performante e flessibile, grazie alla ricca varietà di ottiche LED ad alta resa cromatica. HERO è disponibile con diffusore opale o UGR<19, nella versione con micro ottiche o con spot orientabili.

HERO is the new Novalux LED linear system for pendant, ceiling, wall or levelled recessed installation in plasterboard. Performing and flexible, thanks to the rich variety of LED optics with high colour rendering. HERO is available with an opal diffuser or UGR<19, in the version with micro-optics or with adjustable spots.

HERO

- **VERSIONI CON SCHERMO OPALE, UGR<19, MICRO OTTICHE, SPOT LED E MODULI CIECHI**
  OPAL DIFFUSER, UGR<19, MICRO-OPTICS, SPOT LED VERSIONS AND BLIND MODULES
- **MODULO CON SENSORE INTEGRATO PER RILEVAMENTO PRESENZA E LUMINOSITÀ**
  MODULE WITH INTEGRATED PRESENCE DETECTOR AND LIGHT SENSOR
- **MODULO CON FARETTO INCASSATO CON FUNZIONE SOLO EMERGENZA**
  MODULE WITH RECESSED SPOT LIGHT FOR NOT MAINTAINED FUNCTION
- **CRI>90**
- **CONNETTORI RAPIDI PER INSTALLAZIONE IN FILA CONTINUA**
  RAPID CONNECTORS FOR CONTINUOUS LINE INSTALLATION



FINITURE
FINISH

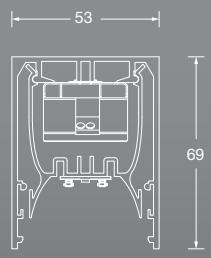





MODULO SENSORE
MODULE WITH SENSOR



HERO MICRO OTTICHE
HERO MICRO-OPTICS





MODULO EMERGENZA
EMERGENCY MODULE



HERO SPOT



MODULO CIECO
BLIND MODULE

HERO

Sistema LED lineare installabile singolo o in fila continua, a plafone, sospensione, incasso in controsoffitto, a parete o a binario.

Stand alone or continuous line LED system for ceiling, wall surface, suspended, recessed in plasterboard ceiling, or on track.





PROFILO LED
Profilo in lega di alluminio verniciato. Alimentazione elettronica, cablaggio passante e giunti di unione inclusi. Schermo, testate terminali, accessori per la sospensione, l'incasso e l'installazione a parete da ordinare a parte.

LED PROFILE
Painted alloy aluminium profile. Electronic power supply, through wiring and junction kit included. Screen, end caps, accessories for suspension, recessed and wall installation to be ordered separately.



Per sopperire alle attuali problematiche di reperibilità dei componenti elettronici, disponiamo di articoli alternativi (non combinabili). Aggiungere "**H**" al codice corrispondente, dove presente in tabella.
In order to meet the current problems of availability of electronic components, we have alternative items (not combinable). Add "**H**" to the corresponding code, where present in the table.

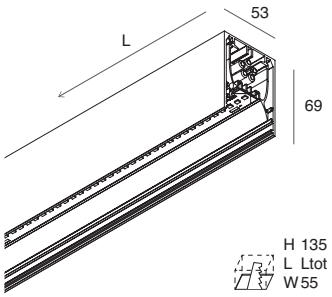

PROFILO LED LINEARE

LINEAR LED PROFILE

L (mm)	POWER	2700K	3000K	4000K				
1120	24W	**108601.__**	**108608.__**	**108615.__**	**01**	**02**	**20**	**21**
1400	30W	**108602.__**	**108609.__**	**108616.__**	**01**	**02**	**20**	**21**
1680	36W	**108603.__**	**108610.__**	**108617.__**	**01**	**02**	**20**	**21**
1960	42W	**108604.__**	**108611.__**	**108618.__**	**01**	**02**	**20**	**21**
2240	48W	**108605.__**	**108612.__**	**108619.__**	**01**	**02**	**20**	**21**
2520	54W	**108606.__**	**108613.__**	**108620.__**	**01**	**02**	**20**	**21**
2800	59W	**108607.__**	**108614.__**	**108621.__**	**01**	**02**	**20**	**21**

DALI-PUSH

L (mm)	POWER	2700K	3000K	4000K				
1120	24W	**108640.__ H**	**108647.__ H**	**108654.__ H**	**01**	**02**	**20**	**21**
1400	30W	**108641.__ H**	**108648.__ H**	**108655.__ H**	**01**	**02**	**20**	**21**
1680	36W	**108642.__**	**108649.__**	**108656.__**	**01**	**02**	**20**	**21**
1960	42W	**108643.__ H**	**108650.__ H**	**108657.__ H**	**01**	**02**	**20**	**21**
2240	48W	**108644.__ H**	**108651.__ H**	**108658.__ H**	**01**	**02**	**20**	**21**
2520	54W	**108645.__ H**	**108652.__ H**	**108659.__ H**	**01**	**02**	**20**	**21**
2800	59W	**108646.__ H**	**108653.__ H**	**108660.__ H**	**01**	**02**	**20**	**21**

Autonomia 1h / Ricarica 12h
Autonomy 1h / Charging 12h

EMERGENCY 1 h Flusso in emergenza / Emergency flux 10%

L (mm)	POWER	2700K	3000K	4000K				
1680	36W	**108622.__**	**108623.__**	**108624.__**	**01**	**02**	**20**	**21**

Autonomia 1h / Ricarica 12h
Autonomy 1h / Charging 12h

DALI-PUSH + EMERGENCY 1 h Flusso in emergenza / Emergency flux 10%

L (mm)	POWER	2700K	3000K	4000K				
1680	36W	**108696.__**	**108697.__**	**108698.__**	**01**	**02**	**20**	**21**

Prevedere cavo di alimentazione dedicato per il modulo DALI-PUSH + EME.
Provide specific power supply cable for DALI-PUSH + EME module.

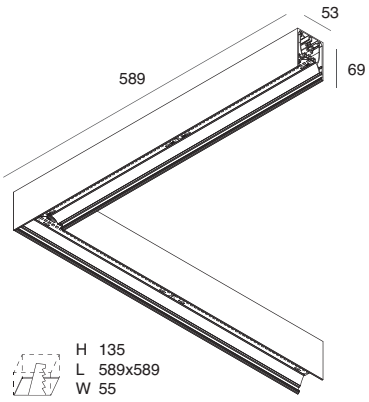

Sinistra/Left

L (mm)	POWER	2700K	3000K	4000K				
589x589	24W	**108625.__**	**108626.__**	**108627.__**	**01**	**02**	**20**	**21**

Destra/Right

L (mm)	POWER	2700K	3000K	4000K				
589x589	24W	**108628.__**	**108629.__**	**108630.__**	**01**	**02**	**20**	**21**

DALI-PUSH Sinistra/Left

L (mm)	POWER	2700K	3000K	4000K				
589x589	24W	**108661.__ H**	**108662.__ H**	**108663.__ H**	**01**	**02**	**20**	**21**

DALI-PUSH Destra/Right

L (mm)	POWER	2700K	3000K	4000K				
589x589	24W	**108664.__ H**	**108665.__ H**	**108666.__ H**	**01**	**02**	**20**	**21**

PROFILO LED ANGOLARE 90°
Alimentazione elettronica, cablaggio passante e giunti di unione inclusi.

90° CORNER LED PROFILE
Electronic power supply, through wiring and junction kit included.

DIFFUSORE OPALE
Schermo diffusore ad incastro
in policarbonato opale.

OPAL DIFFUSER
Opal polycarbonate diffuser.



DIFFUSORE UGR<19
Schermo diffusore per il controllo dell'abbagliamento,
ad incastro in policarbonato microprismatizzato.

UGR<19 DIFFUSER
Anti-glare diffuser made of microprismatized polycarbonate.

UGR <19

Diffusore opale lineare/Linear opal diffuser

L (mm)	2700K	3000K	4000K	CODE
1120	1909 lm	1942 lm	2147 lm	**108901.99**
1400	2386 lm	2427 lm	2683 lm	**108902.99**
1680	2863 lm	2913 lm	3220 lm	**108903.99**
1960	3340 lm	3398 lm	3757 lm	**108904.99**
2240	3818 lm	3884 lm	4294 lm	**108905.99**
2520	4295 lm	4369 lm	4830 lm	**108906.99**
2800	4772 lm	4855 lm	5367 lm	**108907.99**
* 5700	-	-	-	**108909.99**

* Schermo 5700mm consigliato per installazioni in fila continua
5700mm screen recommended for continuous line installations

Diffusore UGR<19 lineare/Linear UGR<19 diffuser

L (mm)	2700K	3000K	4000K	CODE
1120	2086 lm	2131 lm	2355 lm	**108910.99**
1400	2607 lm	2663 lm	2943 lm	**108911.99**
1680	3129 lm	3196 lm	3532 lm	**108912.99**
1960	3650 lm	3729 lm	4121 lm	**108913.99**
2240	4172 lm	4262 lm	4710 lm	**108914.99**
2520	4693 lm	4794 lm	5298 lm	**108915.99**
2800	5215 lm	5327 lm	5887 lm	**108916.99**
* 5700	-	-	-	**108918.99**

* Schermo 5700mm consigliato per installazioni in fila continua
5700mm screen recommended for continuous line installations

Diffusore opale angolare 90°/90° corner opal diffuser

L (mm)	2700K	3000K	4000K	CODE
589x589	1909 lm	1942 lm	2147 lm	**108908.99**

Diffusore UGR<19 angolare 90°/90° corner UGR<19 diffuser

L (mm)	2700K	3000K	4000K	CODE
589x589	2086 lm	2131 lm	2355 lm	**108917.99**

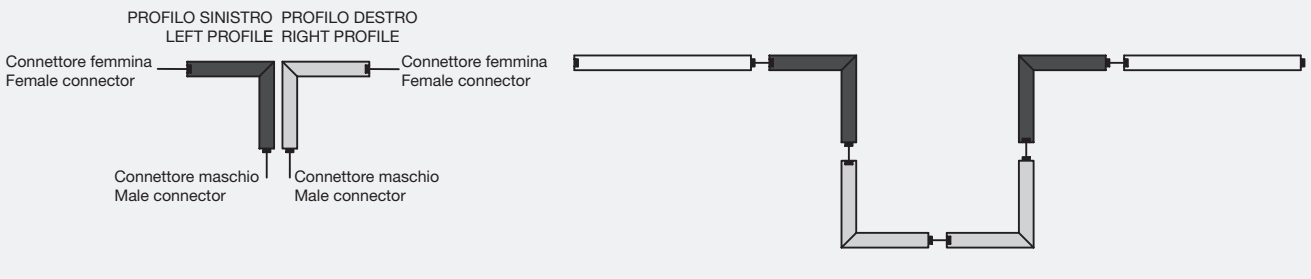

HERO
MICRO OTTICHE





PROFILO LED LINEARE MICRO OTTICHE
Profilo in lega di alluminio verniciato completo di micro ottiche. Alimentazione elettronica, cablaggio passante e giunti di unione inclusi. Testate terminali, accessori per la sospensione, l'incasso e l'installazione a parete da ordinare a parte.

MICRO-OPTICS LINEAR LED PROFILE
Painted alloy aluminium profile complete with micro-optics. Electronic power supply, through wiring and junction kit included. End caps, accessories for suspension, recessed and wall installation to be ordered separately.

IP 40 | CRI >90 | 220-240V 50/60Hz | DALI | PUSH | GRUPPO 0 | 5 anni years | MADE IN ITALY | UGR <19 | C.A.M. Edilizia

Per sopperire alle attuali problematiche di reperibilità dei componenti elettronici, disponiamo di articoli alternativi (non combinabili). Aggiungere "**H**" al codice corrispondente, dove presente in tabella.
In order to meet the current problems of availability of electronic components, we have alternative items (not combinable). Add "**H**" to the corresponding code, where present in the table.

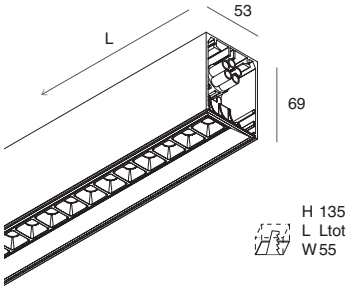

L (mm)	POWER	FLUX	2700K		FLUX	3000K		FLUX	4000K					
868	22W	2134 lm	**108631.__**		2183 lm	**108633.__**		2412 lm	**108635.__**		**01**	**02**	**20**	**21**
1428	36W	3556 lm	**108632.__**		3638 lm	**108634.__**		4020 lm	**108636.__**		**01**	**02**	**20**	**21**

DALI-PUSH

L (mm)	POWER	FLUX	2700K		FLUX	3000K		FLUX	4000K						
868	22W	2134 lm	**108667.__**	**H**	2183 lm	**108669.__**	**H**	2412 lm	**108671.__**	**H**	**01**	**02**	**20**	**21**
1428	36W	3556 lm	**108668.__**	**H**	3638 lm	**108670.__**	**H**	4020 lm	**108672.__**	**H**	**01**	**02**	**20**	**21**

HERO
SPOT





PROFILO LED LINEARE SPOT
Profilo in lega di alluminio verniciato completo di 2 faretti. Alimentazione elettronica, cablaggio passante e giunti di unione inclusi. Testate terminali, accessori per la sospensione e l'incasso da ordinare a parte.

SPOT LINEAR LED PROFILE
Painted alloy aluminium profile complete with 2 spotlights. Electronic power supply, through wiring and junction kit included. End caps, accessories for suspension and recessed installation to be ordered separately.

IP 20 | CRI >90 | 220-240V 50/60Hz | DALI | PUSH | GRUPPO 1 | 5 anni years | MADE IN ITALY | C.A.M. Edilizia

Per sopperire alle attuali problematiche di reperibilità dei componenti elettronici, disponiamo di articoli alternativi (non combinabili). Aggiungere "**H**" al codice corrispondente, dove presente in tabella.
In order to meet the current problems of availability of electronic components, we have alternative items (not combinable). Add "**H**" to the corresponding code, where present in the table.

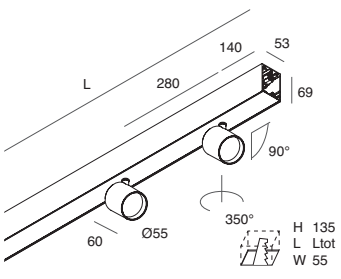

L (mm)	POWER	BEAM	FLUX	2700K		FLUX	3000K		FLUX	4000K					
1120	2x13W	14°	2028 lm	**108637.__**		2110 lm	**108638.__**		2332 lm	**108639.__**		**01**	**02**	**20**	**21**
1120	2x13W	34°	2144 lm	**108690.__**		2230 lm	**108691.__**		2464 lm	**108692.__**		**01**	**02**	**20**	**21**

DALI-PUSH

L (mm)	POWER	BEAM	FLUX	2700K		FLUX	3000K		FLUX	4000K						
1120	2x13W	14°	2028 lm	**108673.__**	**H**	2110 lm	**108674.__**	**H**	2232 lm	**108675.__**	**H**	**01**	**02**	**20**	**21**
1120	2x13W	34°	2144 lm	**108693.__**	**H**	2230 lm	**108694.__**	**H**	2464 lm	**108695.__**	**H**	**01**	**02**	**20**	**21**



HERO

ACCESSORI
ACCESSORIES

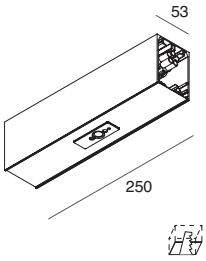

MODULO CON CENTRALINA + SENSORE DI PRESENZA E LUMINOSITA'
Completo di centralina DALI e sensore DALI integrato nella cover. Cablaggio passante e giunti di unione inclusi. Gestibili fino a 32 alimentatatori e max 3 moduli sensore 1087A0._ _. Programmabile mediante Bluetooth con App dedicata per smartphone o tablet. Gestione solo automatica. Non alimentabile.

MODULE WITH CONTROL UNIT + PRESENCE DETECTOR AND LIGHT SENSOR
Complete with DALI control unit and DALI sensor integrated in the cover. Through wiring and junction kit included. Up to 32 drivers controlled and max 3 sensor modules 1087A0. _ _. Programmable by Bluetooth with dedicated App for smartphones or tablets. Only automatic management. Without plug-in.

CODE					L (mm)
108682. __	**01**	**02**	**20**	**21**	250

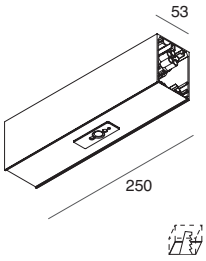

MODULO CON SENSORE DI PRESENZA E LUMINOSITA'
Completo di sensore DALI integrato nella cover, cablaggio passante e giunti di unione. Non alimentabile. Utilizzabile con modulo centralina + sensore 108682. _ _

MODULE WITH PRESENCE DETECTOR AND LIGHT SENSOR
Complete with DALI sensor integrated in the cover, through wiring and junction kit. Without plug-in. Can be used with control unit + sensor module 108682. _ _

CODE					L (mm)
1086A0. __	**01**	**02**	**20**	**21**	250

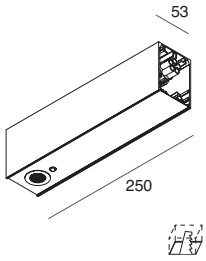

MODULO CON FARETTO INCASSATO 1W CON FUNZIONE SOLO EMERGENZA (SE) COMPATIBILE CON CABLAGGI ON/OFF
Completo di faretto integrato nella cover, kit inverter batteria, cablaggio passante e giunti di unione. Non utilizzabile per ingresso alimentazione di file continue.

MODULE WITH 1W RECESSED SPOTLIGHT FOR NOT MAINTAINED FUNCTION (N/M) SUITABLE FOR ON/OFF WIRING
Complete with spotlight integrated in the cover, through wiring and junction kit.
Do not use to power continuous lines.

CODE					L (mm)	POWER	FLUX
108683.__	**01**	**02**	**20**	**21**	250	1W	140 lm

Autonomia 3h / Ricarica 24h. Flusso in emergenza 100%
Autonomy 3h / Charging 24h. Emergency flux 100%

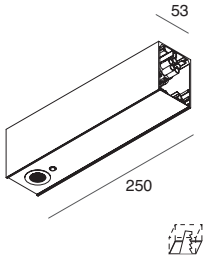

MODULO CON FARETTO INCASSATO 1W CON FUNZIONE SOLO EMERGENZA (SE) COMPATIBILE CON CABLAGGI DALI-PUSH
Completo di faretto ON/OFF integrato nella cover, kit inverter batteria, cablaggio passante e giunti di unione. Non utilizzabile per ingresso alimentazione di file continue.

MODULE WITH 1W RECESSED SPOTLIGHT FOR NOT MAINTAINED FUNCTION (N/M) SUITABLE FOR DALI-PUSH WIRING
Complete with ON/OFF spotlight integrated in the cover, through wiring and junction kit.
Do not use to power continuous lines.

DALI-PUSH

CODE					L (mm)	POWER	FLUX
108699.__	**01**	**02**	**20**	**21**	250	1W	140 lm

Autonomia 3h / Ricarica 24h. Flusso in emergenza 100%
Autonomy 3h / Charging 24h. Emergency flux 100%

Prevedere cavo di alimentazione dedicato per il modulo SE.
Provide specific power supply cable for N/M module.

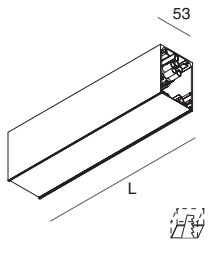

MODULO CIECO LINEARE
Completo di cablaggio passante, giunti di unione e cover inferiore. Modulo L 250mm non alimentabile, da utilizzare come compensativo in composizioni chiuse con modulo SE o con sensore integrato.

LINEAR BLIND MODULE
Complete with through wiring, junction kit and blind cover. Module L 250mm without plug-in, to be used to compensate for compositions with N/M or integrated sensor modules.

CODE					L (mm)
108676.__	**01**	**02**	**20**	**21**	250
108679.__	**01**	**02**	**20**	**21**	1120
108680.__	**01**	**02**	**20**	**21**	1400
108681.__	**01**	**02**	**20**	**21**	1680

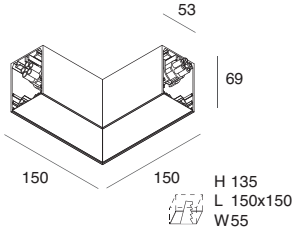

MODULO CIECO a L
Completo di cablaggio passante, giunti di unione e cover inferiore. Non alimentabile.

L BLIND MODULE
Complete with through wiring, junction kit and blind cover. Without plug-in.

CODE					VERSION	L (mm)
108677.__	**01**	**02**	**20**	**21**	sinistra/left	150x150
108678.__	**01**	**02**	**20**	**21**	destra/right	150x150

HERO

ACCESSORI
ACCESSORIES

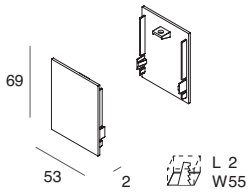

TESTATE TERMINALI (2 pz.)

END CAPS (2 pcs)

CODE				
108684.__	**01**	**02**	**20**	**21**

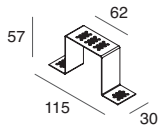

KIT INCASSO FRAMELESS (1 pz)
Per cartongesso H 12mm.
2 pz per profili lineari fino a L 2240mm,
3 pz per profili L 2520mm, 2800mm e profilo LED angolare 90°.

KIT FRAMELESS RECESSED (1 pc)
For H 12mm plasterboard.
2 pcs for linear profiles up to L 2240mm,
3 pcs for profiles L 2520mm, 2800mm and for 90° corner LED profile.

CODE
108688.99

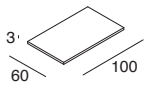

SPESSORE (2 pz)
Per cartongesso H 10mm. Inserire 2 pz in corrispondenza di ciascuna staffa da incasso.

PLASTIC SPACER (2 pcs)
For H 10mm plasterboard. Put 2 pcs for each bracket for recessed installation.

CODE
108689.99

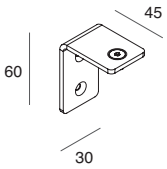

STAFFA PARETE (1 pz)
2 pz per profili lineari fino a L 2240mm,
3 pz per profili L 2520 mm e L 2800mm.

WALL BRACKET (1 pc)
2 pcs for linear profiles up to L 2240mm,
3 pcs for linear profiles L 2520mm
and L 2800mm.

CODE				
108687.__	**01**	**02**	**20**	**21**



CAVO DI SOSPENSIONE (1 pz)
1 pz a inizio e fine linea continua e 2 pz per installazione singola. 1 pz aggiuntivo per fissaggio centrale dei profili L 2520 mm, L 2800 mm e profilo LED angolare 90°.
In acciaio, regolabile.
Non necessario per modulo cieco a L e lineare L.250mm.

SUSPENSION CABLE (1 pc)
1 pc for both ends of a continuous line and 2 pcs for stand alone installation. 1 pc more in the middle for profiles L 2520mm, L 2800mm and 90° corner LED profile.
Not required for L blind module and linear L.250mm.

CODE	L (mm)
108685.99	3000

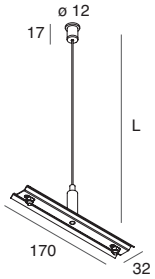

CAVO DI SOSPENSIONE (1 pz)
Per unione profili in acciaio, regolabile.
Non compatibile con moduli L 250mm o angolare cieco.

SUSPENSION CABLE (1 pc)
made of steel, adjustable.
Not compatible with modules L 250mm or L blind module.

CODE	L (mm)
108686.99	3000

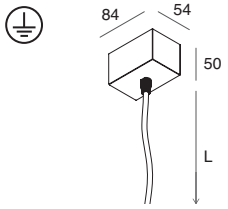

KIT DI ALIMENTAZIONE

POWER SUPPLY KIT

CODE					L (mm)	Cavo / Cable (mm²)
108919.__	**01**	**02**	**20**	**21**	1200	3x1,5
108920.__	**01**	**02**	**20**	**21**	3000	3x1,5
108921.__	**01**	**02**	**20**	**21**	1200	5x1,5
108922.__	**01**	**02**	**20**	**21**	3000	5x1,5

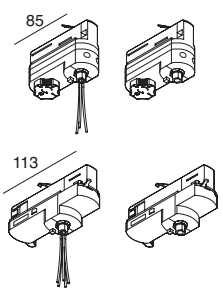

COPPIA DI ADATTATORI
PER BINARIO ALL-TRACK

COUPLE OF ADAPTORS
FOR ALL-TRACK

CODE			VERSION
106722.__	**01**	**02**	3P
106723.__	**01**	**02**	3P + DALI





HERO B

HERO B è il profilo LED per installazione a sospensione con emissione di luce diffusa indiretta, combinabile con luce diffusa diretta, con micro ottiche, oppure con eleganti spot orientabili, tutti realizzati con LED ad alta resa cromatica. Eccellente comfort visivo, e design essenziale, rendono HERO B un prodotto Novalux perfetto per retail, business e living, anche nelle nuove finiture caffè e cappuccino.

HERO B is the LED profile for pendant installation with indirect diffuse light emission, which can be combined with direct diffuse light, with micro-optics, or with elegant adjustable spots, all rincluding high colour rendering LEDs. Excellent visual comfort, and essential design make HERO B a Novalux product ideal for retail, business and living, also in the new coffee and cappuccino finishes.

HERO B

- **VERSIONI CON SCHERMO OPALE, UGR<19, MICRO OTTICHE, SPOT LED, MODULI A LUCE INDIRETTA E MODULI CIECHI**
  OPAL DIFFUSER, UGR<19, MICRO-OPTICS AND SPOT LED VERSIONS, INDIRECT LIGHT MODULES AND BLIND MODULES
- **DOPPIA ACCENSIONE LUCE DIRETTA/INDIRETTA**
  DOUBLE SWITCH DIRECT/INDIRECT LIGHT
- **CRI>90**
- **CONNETTORI RAPIDI PER INSTALLAZIONE IN FILA CONTINUA**
  RAPID CONNECTORS FOR CONTINUOUS LINE INSTALLATION
- **MODULO CON SENSORE INTEGRATO PER RILEVAMENTO PRESENZA E LUMINOSITÀ**
  MODULE WITH INTEGRATED PRESENCE DETECTOR AND LIGHT SENSOR
- **MODULO CON FARETTO INCASSATO CON FUNZIONE SOLO EMERGENZA**
  MODULE WITH RECESSED SPOT LIGHT FOR NOT MAINTAINED FUNCTION





MODULO SENSORE
MODULE WITH SENSOR



MODULO EMERGENZA
EMERGENCY MODULE

FINITURE
FINISH



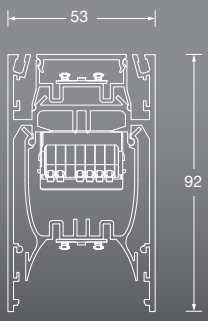





HERO B MICRO OTTICHE
HERO B MICRO-OPTICS





HERO B LUCE INDIRETTA
HERO B INDIRECT LIGHT



HERO B SPOT



MODULO CIECO
BLIND MODULE

HERO B

Sistema LED lineare ad emissione di luce diretta-indiretta, installabile a sospensione, singolo o in fila continua.

Up-down light LED system for suspended mounting, for stand alone or continuous line installation.





PROFILO LED

Profilo in lega di alluminio verniciato. Alimentatori elettronici per doppia accensione, cablaggio passante, cavi di sospensione regolabili L 1200mm (2 per profili fino a L 2240mm, 3 per profili L 2520mm e L 2800mm) e giunti di unione inclusi. Schermo, testate terminali e kit di alimentazione da ordinare a parte.

LED PROFILE

Painted alloy aluminium profile. Integrated electronic power supplies for double-switch wiring. Through wiring, diffuser for indirect light, L 1200mm adjustable suspension cables (2 for profiles up to L 2240mm, 3 for profiles L 2520mm and L 2800mm) and junction kit included. Screen, end caps and power supply kit to be ordered separately.

IP 40 · CRI >90 · 220-240V 50/60Hz · DALI · PUSH · GRUPPO 0 · 5 anni years · MADE IN ITALY · C.A.M. Edilizia

Per sopperire alle attuali problematiche di reperibilità dei componenti elettronici, disponiamo di articoli alternativi (non combinabili). Aggiungere "**H**" al codice corrispondente, dove presente in tabella.
In order to meet the current problems of availability of electronic components, we have alternative items (not combinable). Add "**H**" to the corresponding code, where present in the table.

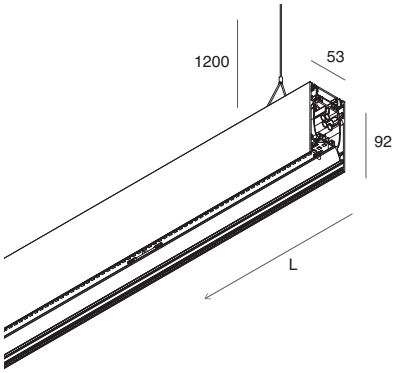

PROFILO LED LINEARE

Profilo in lega di alluminio verniciato. Alimentatori elettronici per doppia accensione, cablaggio passante, cavi di sospensione regolabili L 1200mm (2 per profili fino a L 2240mm, 3 per profili L 2520mm e L 2800mm) e giunti di unione inclusi. Schermo, testate terminali e kit di alimentazione da ordinare a parte.

LINEAR LED PROFILE

Painted alloy aluminium profile. Integrated electronic power supplies for double-switch wiring. Through wiring, diffuser for indirect light, L 1200mm adjustable suspension cables (2 for profiles up to L 2240mm, 3 for profiles L 2520mm and L 2800mm) and junction kit included. Screen, end caps and power supply kit to be ordered separately.

L (mm)	POWER	2700K	3000K	4000K				
1120	43W	**108701.__**	**108708.__**	**108715.__**	**01**	**02**	**20**	**21**
1400	55W	**108702.__**	**108709.__**	**108716.__**	**01**	**02**	**20**	**21**
1680	67W	**108703.__**	**108710.__**	**108717.__**	**01**	**02**	**20**	**21**
1960	79W	**108704.__**	**108711.__**	**108718.__**	**01**	**02**	**20**	**21**
2240	91W	**108705.__**	**108712.__**	**108719.__**	**01**	**02**	**20**	**21**
2520	103W	**108706.__**	**108713.__**	**108720.__**	**01**	**02**	**20**	**21**
2800	113W	**108707.__**	**108714.__**	**108721.__**	**01**	**02**	**20**	**21**

DALI

L (mm)	POWER	2700K	3000K	4000K				
1120	43W	**108737.__ H**	**108744.__ H**	**108751.__ H**	**01**	**02**	**20**	**21**
1400	55W	**108738.__ H**	**108745.__ H**	**108752.__ H**	**01**	**02**	**20**	**21**
1680	67W	**108739.__**	**108746.__**	**108753.__**	**01**	**02**	**20**	**21**
1960	79W	**108740.__**	**108747.__**	**108754.__**	**01**	**02**	**20**	**21**
2240	91W	**108741.__ H**	**108748.__ H**	**108755.__ H**	**01**	**02**	**20**	**21**
2520	103W	**108742.__ H**	**108749.__ H**	**108756.__ H**	**01**	**02**	**20**	**21**
2800	113W	**108743.__ H**	**108750.__ H**	**108757.__ H**	**01**	**02**	**20**	**21**

PUSH

L (mm)	POWER	2700K	3000K	4000K				
1120	43W	**108770.__ H**	**108777.__ H**	**108784.__ H**	**01**	**02**	**20**	**21**
1400	55W	**108771.__ H**	**108778.__ H**	**108785.__ H**	**01**	**02**	**20**	**21**
1680	67W	**108772.__**	**108779.__**	**108786.__**	**01**	**02**	**20**	**21**
1960	79W	**108773.__**	**108780.__**	**108787.__**	**01**	**02**	**20**	**21**
2240	91W	**108774.__ H**	**108781.__ H**	**108788.__ H**	**01**	**02**	**20**	**21**
2520	103W	**108775.__ H**	**108782.__ H**	**108789.__ H**	**01**	**02**	**20**	**21**
2800	113W	**108776.__ H**	**108783.__ H**	**108790.__ H**	**01**	**02**	**20**	**21**

Autonomia 1h / Ricarica 12h
Autonomy 1h / Charging 12h

***EMERGENCY 1 H** Flusso in emergenza emissione diretta / Direct emission emergency flux 10%

L (mm)	POWER	2700K	3000K	4000K				
1680	67W	**108722.__**	**108723.__**	**108724.__**	**01**	**02**	**20**	**21**

Autonomia 1h / Ricarica 12h
Autonomy 1h / Charging 12h

***DALI + EMERGENCY 1H** Flusso in emergenza emissione diretta / Direct emission emergency flux 10%

L (mm)	POWER	2700K	3000K	4000K				
1680	67W	**1087D2.__**	**1087D3.__**	**1087D4.__**	**01**	**02**	**20**	**21**

Autonomia 1h / Ricarica 12h
Autonomy 1h / Charging 12h

***PUSH + EMERGENCY 1H** Flusso in emergenza emissione diretta / Direct emission emergency flux 10%

L (mm)	POWER	2700K	3000K	4000K				
1680	67W	**1087D6.__**	**1087D7.__**	**1087D8.__**	**01**	**02**	**20**	**21**

*Prevedere cavo di alimentazione dedicato per i moduli EME, DALI+EME e PUSH+EME.
Provide specific power supply cable for EME, DALI+EME and PUSH+EME modules.

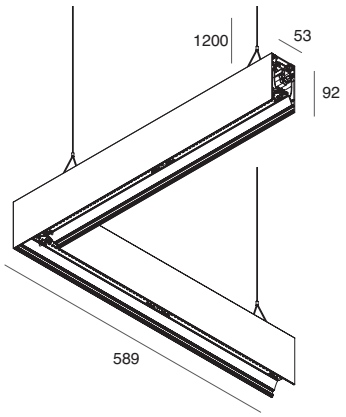

PROFILO LED ANGOLARE 90°
Non installabile/alimentabile singolarmente.

90° CORNER LED PROFILE
Only for continuous line system,
no plug-in for stand alone installation.

Sinistra/Left

L (mm)	POWER	2700K	3000K	4000K				
589x589	50W	**108725.__**	**108726.__**	**108727.__**	**01**	**02**	**20**	**21**

Destra/Right

L (mm)	POWER	2700K	3000K	4000K				
589x589	50W	**108728.__**	**108729.__**	**108730.__**	**01**	**02**	**20**	**21**

DALI Sinistra/Left

L (mm)	POWER	2700K	3000K	4000K				
589x589	50W	**108758.__ H**	**108759.__ H**	**108760.__ H**	**01**	**02**	**20**	**21**

DALI Destra/Right

L (mm)	POWER	2700K	3000K	4000K				
589x589	50W	**108761.__ H**	**108762.__ H**	**108763.__ H**	**01**	**02**	**20**	**21**

PUSH Sinistra/Left

L (mm)	POWER	2700K	3000K	4000K				
589x589	50W	**108791.__ H**	**108792.__ H**	**108793.__ H**	**01**	**02**	**20**	**21**

PUSH Destra/Right

L (mm)	POWER	2700K	3000K	4000K				
589x589	50W	**108794.__ H**	**108795.__ H**	**108796.__ H**	**01**	**02**	**20**	**21**

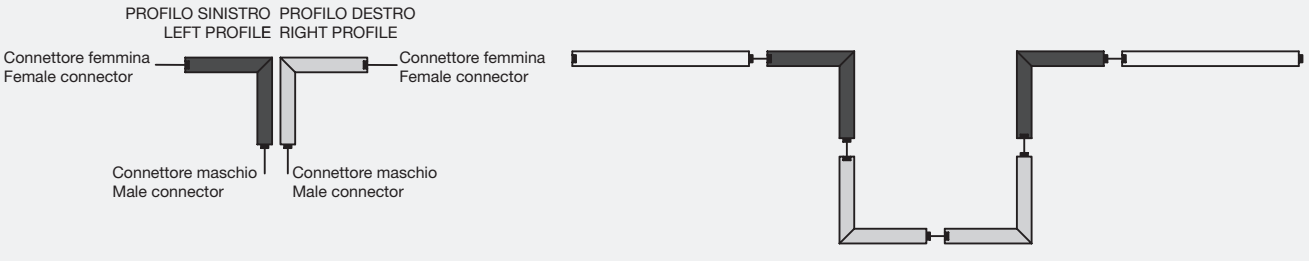

DIFFUSORE OPALE
Schermo diffusore ad incastro
in policarbonato opale.

OPAL DIFFUSER
Opal polycarbonate diffuser.



DIFFUSORE UGR<19
Schermo diffusore per il controllo dell'abbagliamento,
ad incastro in policarbonato microprismatizzato.

UGR<19 DIFFUSER
Anti-glare diffuser made of microprismatized polycarbonate.

UGR <19

Diffusore opale lineare/Linear opal diffuser

L (mm)	2700K	3000K	4000K	CODE
1120	3985 lm	4065 lm	4373 lm	**108901.99**
1400	5153 lm	5257 lm	5651 lm	**108902.99**
1680	6322 lm	6450 lm	6930 lm	**108903.99**
1960	7491 lm	7643 lm	8209 lm	**108904.99**
2240	8660 lm	8835 lm	9487 lm	**108905.99**
2520	9828 lm	10027 lm	10765 lm	**108906.99**
2800	10998 lm	11222 lm	12045 lm	**108907.99**
* 5700	-	-	-	**108909.99**

* Schermo 5700mm consigliato per installazioni in fila continua
5700mm screen recommended for continuous line installations

Diffusore UGR<19 lineare/Linear UGR<19 diffuser

L (mm)	2700K	3000K	4000K	CODE
1120	4162 lm	4254 lm	4581 lm	**108910.99**
1400	5374 lm	5493 lm	5911 lm	**108911.99**
1680	6588 lm	6733 lm	7242 lm	**108912.99**
1960	7801 lm	7974 lm	8573 lm	**108913.99**
2240	9014 lm	9213 lm	9903 lm	**108914.99**
2520	10226 lm	10452 lm	11233 lm	**108915.99**
2800	11441 lm	11694 lm	12565 lm	**108916.99**
* 5700	-	-	-	**108918.99**

* Schermo 5700mm consigliato per installazioni in fila continua
5700mm screen recommended for continuous line installations

Diffusore opale angolare 90°/90° corner opal diffuser

L (mm)	2700K	3000K	4000K	CODE
589x589	4676 lm	4772 lm	5115 lm	**108908.99**

Diffusore UGR<19 angolare 90°/90° corner UGR<19 diffuser

L (mm)	2700K	3000K	4000K	CODE
589x589	4853 lm	4961 lm	5323 lm	**108917.99**



HERO B
MICRO OTTICHE





PROFILO LED LINEARE MICRO OTTICHE
Profilo in lega di alluminio verniciato completo di micro ottiche per emissione diretta.
Alimentatori elettronici per doppia accensione, cablaggio passante, diffusore per luce indiretta, cavi di sospensione regolabili L 1200mm (2 per profili fino a L 2240mm, 3 per profili L 2520mm e L 2800mm) e giunti di unione inclusi.
Testate terminali e kit di alimentazione da ordinare a parte.

MICRO-OPTICS LINEAR LED PROFILE
Painted alloy aluminium profile complete with micro-optics for direct emission. Integrated electronic power supplies for double-switch wiring. Through wiring, diffuser for indirect light, L 1200mm adjustable suspension cables (2 for profiles up to L 2240mm, 3 for profiles L 2520mm and L 2800mm) and junction kit included.
End caps and power supply kit to be ordered separately.

IP 40 · CRI >90 · 220-240V 50/60Hz · DALI · PUSH · UGR <19 · GRUPPO 0 · 5 anni years · MADE IN ITALY · C.A.M. Edilizia

Per sopperire alle attuali problematiche di reperibilità dei componenti elettronici, disponiamo di articoli alternativi (non combinabili). Aggiungere "**H**" al codice corrispondente, dove presente in tabella.
In order to meet the current problems of availability of electronic components, we have alternative items (not combinable). Add "**H**" to the corresponding code, where present in the table.

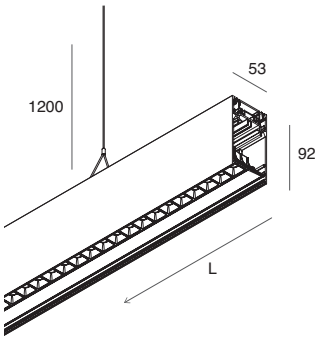

L (mm)	POWER	FLUX 2700K		FLUX 3000K		FLUX 4000K					
1428	61W	6323 lm	**108731.__**	6468 lm	**108732.__**	6988 lm	**108733.__**	**01**	**02**	**20**	**21**

DALI

L (mm)	POWER	FLUX 2700K		FLUX 3000K		FLUX 4000K					
1428	61W	6323 lm	**108764.__** **H**	6468 lm	**108765.__** **H**	6988 lm	**108766.__** **H**	**01**	**02**	**20**	**21**

PUSH

L (mm)	POWER	FLUX 2700K		FLUX 3000K		FLUX 4000K					
1428	61W	6323 lm	**108797.__** **H**	6468 lm	**108798.__** **H**	6988 lm	**108799.__** **H**	**01**	**02**	**20**	**21**

HERO B
SPOT





PROFILO LED LINEARE SPOT
Profilo in lega di alluminio verniciato completo di 2 faretti per emissione diretta. Alimentatori elettronici per doppia accensione, cablaggio passante, diffusore per luce indiretta, cavi di sospensione regolabili L 1200mm (2 per profili fino a L 2240mm, 3 per profili L 2520mm e L 2800mm) e giunti di unione inclusi.
Testate terminali e kit di alimentazione da ordinare a parte.

SPOT LINEAR LED PROFILE
Painted alloy aluminium profile complete with 2 spotlights for direct emission. Integrated electronic power supplies for double-switch wiring. Through wiring, diffuser for indirect light, L 1200mm adjustable suspension cables (2 for profiles up to L 2240mm, 3 for profiles L 2520mm and L 2800mm) and junction kit included.
End caps and power supply kit to be ordered separately.

IP 20 · CRI >90 · 220-240V 50/60Hz · PUSH · 5 anni · MADE IN ITALY · C.A.M. Edilizia

Per sopperire alle attuali problematiche di reperibilità dei componenti elettronici, disponiamo di articoli alternativi (non combinabili). Aggiungere "**H**" al codice corrispondente, dove presente in tabella.
In order to meet the current problems of availability of electronic components, we have alternative items (not combinable). Add "**H**" to the corresponding code, where present in the table.

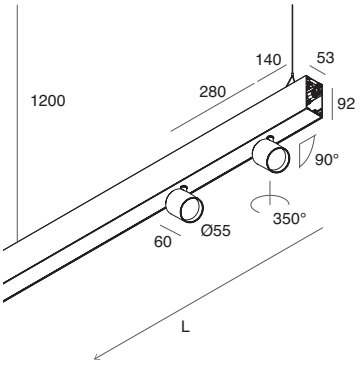

L (mm)	BEAM	POWER	FLUX IND. FLUX SPOT 2700K		FLUX IND. FLUX SPOT 3000K		FLUX IND. FLUX SPOT 4000K					
1120	14°	18W 2x13W	2076 lm 2028 lm	**108734.__**	2123 lm 2110 lm	**108735.__**	2226 lm 2332 lm	**108736.__**	**01**	**02**	**20**	**21**
1120	34°	18W 2x13W	2076 lm 2144 lm	**1087C3.__**	2123 lm 2230 lm	**1087C4.__**	2226 lm 2464 lm	**1087C5.__**	**01**	**02**	**20**	**21**

DALI

L (mm)	BEAM	POWER	FLUX IND. FLUX SPOT 2700K			FLUX IND. FLUX SPOT 3000K			FLUX IND. FLUX SPOT 4000K						
1120	14°	18W 2x13W	2076 lm 2028 lm	**108767.__**	**H**	2123 lm 2110 lm	**108768.__**	**H**	2226 lm 2332 lm	**108769.__**	**H**	**01**	**02**	**20**	**21**
1120	34°	18W 2x13W	2076 lm 2144 lm	**1087C6.__**	**H**	2123 lm 2230 lm	**1087C7.__**	**H**	2226 lm 2464 lm	**1087C8.__**	**H**	**01**	**02**	**20**	**21**

PUSH

L (mm)	BEAM	POWER	FLUX IND. FLUX SPOT 2700K			FLUX IND. FLUX SPOT 3000K			FLUX IND. FLUX SPOT 4000K						
1120	14°	18W 2x13W	2076 lm 2028 lm	**1087A0.__**	**H**	2123 lm 2110 lm	**1087A1.__**	**H**	2226 lm 2332 lm	**1087A2.__**	**H**	**01**	**02**	**20**	**21**
1120	34°	18W 2x13W	2076 lm 2144 lm	**1087C9.__**	**H**	2123 lm 2230 lm	**1087D0.__**	**H**	2226 lm 2464 lm	**1087D1.__**	**H**	**01**	**02**	**20**	**21**

HERO B
LUCE INDIRETTA





PROFILO LED LUCE INDIRETTA
Profilo in lega di alluminio verniciato completa di cover cieca inferiore. Alimentazione elettronica, cablaggio passante, diffusore per luce indiretta, 2 cavi di sospensione regolabili L 1200mm e giunti di unione inclusi.
Testate terminali e kit di alimentazione da ordinare a parte.

INDIRECT EMISSION LED PROFILE
Painted alloy aluminium profile complete with bottom blind cover. Electronic power supply, through wiring, diffuser for indirect light, 2 adjustable suspension cables L 1200mm and junction kit included.
End caps and power supply kit to be ordered separately.

IP 40 · CRI >90 · 220-240V 50/60Hz · DALI · PUSH · Gruppo 0 RG0 · 5 anni years · MADE IN ITALY · C.A.M. Edilizia

Per sopperire alle attuali problematiche di reperibilità dei componenti elettronici, disponiamo di articoli alternativi (non combinabili). Aggiungere "**H**" al codice corrispondente, dove presente in tabella.
In order to meet the current problems of availability of electronic components, we have alternative items (not combinable). Add "**H**" to the corresponding code, where present in the table.

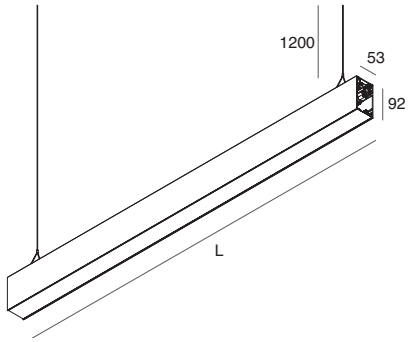

L (mm)	POWER	FLUX	2700K	FLUX	3000K	FLUX	4000K				
1120	18W	2076 lm	**1087B3.__**	2123 lm	**1087B4.__**	2226 lm	**1087B5.__**	**01**	**02**	**20**	**21**

DALI

L (mm)	POWER	FLUX	2700K		FLUX	3000K		FLUX	4000K					
1120	18W	2076 lm	**1087B6.__**	**H**	2123 lm	**1087B7.__**	**H**	2226 lm	**1087B8.__**	**H**	**01**	**02**	**20**	**21**

PUSH

L (mm)	POWER	FLUX	2700K		FLUX	3000K		FLUX	4000K					
1120	18W	2076 lm	**1087B9.__**	**H**	2123 lm	**1087C1.__**	**H**	2076 lm	**1087C2.__**	**H**	**01**	**02**	**20**	**21**

HERO B

ACCESSORI
ACCESSORIES

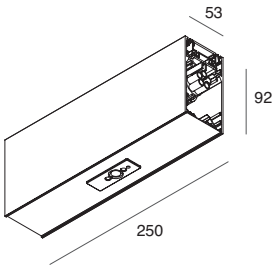

MODULO CON CENTRALINA + SENSORE DI PRESENZA E LUMINOSITA'
Completo di centralina DALI e sensore DALI integrato nella cover. Cablaggio passante e giunti di unione inclusi. Non necessita di cavi di sospensione. Gestibili fino a 32 alimentatatori e max 3 moduli sensore 1087D9._ _. Programmabile mediante Bluetooth con App dedicata per smartphone o tablet. Gestione solo automatica. Non alimentabile.

MODULE WITH CONTROL UNIT + PRESENCE DETECTOR AND LIGHT SENSOR
Complete with DALI control unit and DALI sensor integrated in the cover. Through wiring and junction kit included. Suspension cables not required. Up to 32 drivers controlled and max 3 sensor modules 1087D9. _ _. Programmable by Bluetooth with dedicated App for smartphones or tablets. Only automatic management. Without plug-in.

CODE					L (mm)
1087A9.__	**01**	**02**	**20**	**21**	250

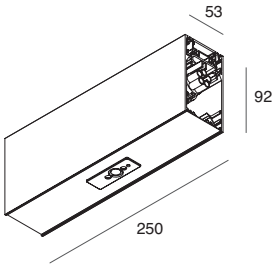

MODULO CON SENSORE DI PRESENZA E LUMINOSITA'
Completo di sensore DALI integrato nella cover, cablaggio passante e giunti di unione.
Non alimentabile. Utilizzabile solo con modulo 1087A9. _ _ oppure con centralina DALI IOT o DALI Professional.

MODULE WITH PRESENCE DETECTOR AND LIGHT SENSOR
Complete with DALI sensor integrated in the cover, through wiring and junction kit. Without plug-in. Mandatory for use with module 1087A9. _ _ or control unit DALI IOT or DALI Professional.

CODE					L (mm)
1087D9.__	**01**	**02**	**20**	**21**	250

HERO B

ACCESSORI
ACCESSORIES

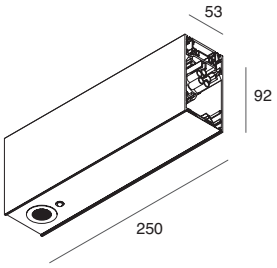

MODULO CON FARETTO INCASSATO 1W
CON FUNZIONE SOLO EMERGENZA (SE)
COMPATIBILE CON CABLAGGI ON/OFF e DALI-PUSH
Completo di faretto ON/OFF integrato nella cover,
kit inverter batteria, cablaggio passante e giunti di unione.
Non necessita di cavi di sospensione. Non utilizzabile
per ingresso alimentazione di file continue.

MODULE WITH 1W RECESSED SPOTLIGHT
FOR NOT MAINTAINED FUNCTION (N/M)
SUITABLE FOR ON/OFF and DALI-PUSH WIRING
Complete with ON/OFF spotlight integrated
in the cover, through wiring and junction kit.
Suspension cabled not required.
Do not use to power continuous lines.

ON/OFF e DALI-PUSH

CODE					L (mm)	POWER	FLUX
1087D5.__	**01**	**02**	**20**	**21**	250	1W	140 lm

Autonomia 3h / Ricarica 24h. Flusso in emergenza 100%
Autonomy 3h / Charging 24h. Emergency flux 100%

Prevedere cavo di alimentazione dedicato per il modulo SE.
Provide specific power supply cable for N/M module.

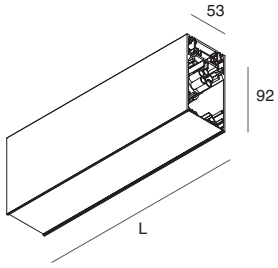

MODULO CIECO LINEARE
Completo di cablaggio passante, giunti di unione e cover
inferiore. Inclusi 2 cavi di sospensione L 1200mm.
Modulo L 250mm non alimentabile, da utilizzare come
compensativo in composizioni chiuse con modulo SE
o con sensore integrato, non necessita di sospensioni.

LINEAR BLIND MODULE
Complete with through wiring, junction kit and blind cover.
2 suspension cables L 1200mm included.
Module L 250mm without plug-in, to be used to
compensate for compositions with N/M or integrated
sensor modules, suspension cable not required.

CODE					L (mm)
1087A3.__	**01**	**02**	**20**	**21**	250
1087A6.__	**01**	**02**	**20**	**21**	1120
1087A7.__	**01**	**02**	**20**	**21**	1400
1087A8.__	**01**	**02**	**20**	**21**	1680

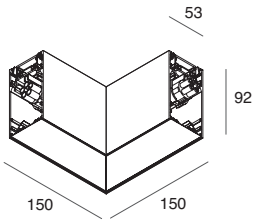

MODULO CIECO a L
Completo di cablaggio passante,
giunti di unione e cover inferiore. Non alimentabile.
Incluso 1 cavo di sospensione L 1200mm.

L BLIND MODULE
Complete with through wiring,
junction kit and blind cover. Without plug-in.
1 suspension cable included.

CODE					VERSION	L (mm)
1087A4.__	**01**	**02**	**20**	**21**	sinistra/left	150x150
1087A5.__	**01**	**02**	**20**	**21**	destra/right	150x150

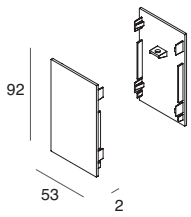

TESTATE TERMINALI (2 pz)

END CAPS (2 pcs)

CODE				
1087B1.__	**01**	**02**	**20**	**21**

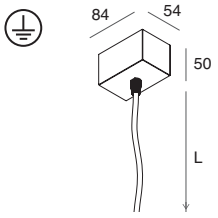

KIT DI ALIMENTAZIONE

POWER SUPPLY KIT

CODE					L (mm)	Cavo/Cable (mm²)
108919.__	**01**	**02**	**20**	**21**	1200	3x1,5
108920.__	**01**	**02**	**20**	**21**	3000	3x1,5
108921.__	**01**	**02**	**20**	**21**	1200	5x1,5
108922.__	**01**	**02**	**20**	**21**	3000	5x1,5

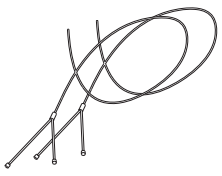

CAVI DI SOSPENSIONE OPZIONALI (2 pz) L 5000mm.
Prevedere 2 cavi per profili lineari fino
a L 2240mm, 3 cavi per profili L 2520mm,
L 2800mm e profilo LED angolare 90°.

OPTIONAL SUSPENSION CABLES (2 pcs) L 5000mm.
2 cables for linear profiles up to L 2240mm,
3 cables for profiles L 2520mm, L 2800mm
and for 90° corner LED profile.

CODE	L (mm)
1087B2.99	5000





HERO C

HERO C è il sistema LED progettato per realizzare tagli di luce su controsoffitto, finiti con un frame minimale, ideale per le situazioni che richiedono rapidi tempi di installazione. Le diverse ottiche ad alta resa cromatica rendono HERO C uno dei prodotti Novalux più versatili e performanti.

HERO C is the LED system conceived to create light lines on false ceilings, finished with a minimalist frame ideal for contexts requiring quick installation times. The different optics with high colour rendering make HERO C one of the most versatile and performing Novalux products.

HERO C

- **VERSIONI CON SCHERMO OPALE, UGR<19, MICRO OTTICHE, SPOT LED E MODULI CIECHI, MODULO CON SENSORE E MODULO CON FARETTO SOLO EMERGENZA.**

  OPAL DIFFUSER, UGR<19, MICRO-OPTICS, SPOT LED VERSIONS AND BLIND MODULES, MODULE WITH SENSOR AND MODULE WITH SPOT LIGHT FOR EMERGENCY.

- **CRI>90**

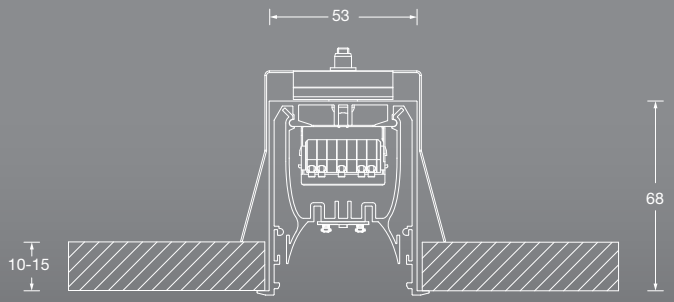





HERO C
MICRO OTTICHE
HERO C
MICRO-OPTICS



HERO C SPOT



UGR<19

OPALE/
OPAL



MODULO SENSORE
MODULE WITH SENSOR



MODULO EMERGENZA
EMERGENCY MODULE



MODULO CIECO
BLIND MODULE



HERO C

Sistema LED lineare installabile singolo o in fila continua, ad incasso con cornice in controsoffitto di spessore 10-15mm.

Stand alone or continuous line LED system for recessed installation with frame, suitable for 10-15mm thickness plasterboard ceiling.



PROFILO LED
Profilo in lega di alluminio verniciato.
Alimentazione elettronica, cablaggio passante e giunti di unione inclusi.
Schermo e testate terminali da ordinare a parte.

LED PROFILE
Painted alloy aluminium profile.
Electronic power supply, through wiring and junction kit included.
Screen and end caps to be ordered separately.

Per sopperire alle attuali problematiche di reperibilità dei componenti elettronici, disponiamo di articoli alternativi (non combinabili). Aggiungere "**H**" al codice corrispondente, dove presente in tabella.
In order to meet the current problems of availability of electronic components, we have alternative items (not combinable). Add "**H**" to the corresponding code, where present in the table.

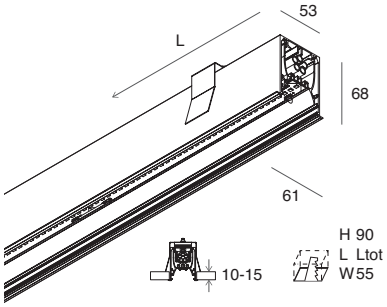

PROFILO LED LINEARE
Profilo in lega di alluminio verniciato.
Alimentazione elettronica, cablaggio passante e giunti di unione inclusi.
Schermo e testate terminali da ordinare a parte.

LINEAR LED PROFILE
Painted alloy aluminium profile.
Electronic power supply, through wiring and junction kit included.
Screen and end caps to be ordered separately.

L (mm)	POWER	2700K	3000K	4000K	□	■
1120	24W	**108801.__**	**108804.__**	**108807.__**	**01**	**02**
1400	30W	**108802.__**	**108805.__**	**108808.__**	**01**	**02**
1680	36W	**108803.__**	**108806.__**	**108809.__**	**01**	**02**

DALI-PUSH

L (mm)	POWER	2700K	3000K	4000K	□	■
1120	24W	**108828.__ H**	**108831.__ H**	**108834.__ H**	**01**	**02**
1400	30W	**108829.__ H**	**108832.__ H**	**108835.__ H**	**01**	**02**
1680	36W	**108830.__**	**108833.__**	**108836.__**	**01**	**02**

Autonomia 1h / Ricarica 12h
Autonomy 1h / Charging 12h

EMERGENCY 1 h Flusso in emergenza / Emergency flux 10%

L (mm)	POWER	2700K	3000K	4000K	□	■
1680	36W	**108810.__**	**108811.__**	**108812.__**	**01**	**02**

Autonomia 1h / Ricarica 12h
Autonomy 1h / Charging 12h

DALI-PUSH + EMERGENCY 1 h Flusso in emergenza / Emergency flux 10%

L (mm)	POWER	2700K	3000K	4000K	□	■
1680	36W	**108867.__**	**108868.__**	**108869.__**	**01**	**02**

Prevedere cavo di alimentazione dedicato per il modulo DALI-PUSH + EME.
Provide specific power supply cable for DALI-PUSH + EME module.

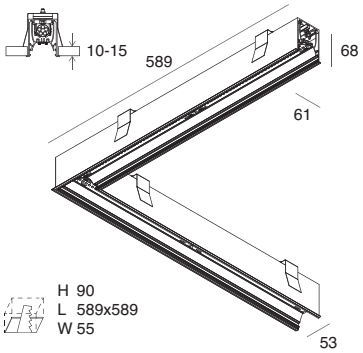

PROFILO LED ANGOLARE 90°
Alimentazione elettronica, cablaggio passante e giunti di unione inclusi.

90° CORNER LED PROFILE
Electronic power supply, through wiring and junction kit included.

Sinistra/Left

L (mm)	POWER	2700K	3000K	4000K	□	■
589x589	24W	**108813.__**	**108814.__**	**108815.__**	**01**	**02**

Destra/Right

L (mm)	POWER	2700K	3000K	4000K	□	■
589x589	24W	**108816.__**	**108817.__**	**108818.__**	**01**	**02**

DALI-PUSH Sinistra/Left

L (mm)	POWER	2700K	3000K	4000K	□	■
589x589	24W	**108837.__ H**	**108838.__ H**	**108839.__ H**	**01**	**02**

DALI-PUSH Destra/Right

L (mm)	POWER	2700K	3000K	4000K	□	■
589x589	24W	**108840.__ H**	**108841.__ H**	**108842.__ H**	**01**	**02**

DIFFUSORE OPALE
Schermo diffusore ad incastro in policarbonato opale.

OPAL DIFFUSER
Opal polycarbonate diffuser.



DIFFUSORE UGR<19
Schermo diffusore per il controllo dell'abbagliamento, ad incastro in policarbonato microprismatizzato.

UGR<19 DIFFUSER
Anti-glare diffuser made of microprismatized polycarbonate.

UGR <19

Diffusore opale lineare/Linear opal diffuser

L (mm)	2700K	3000K	4000K	CODE
1120	1909 lm	1942 lm	2147 lm	**108901.99**
1400	2386 lm	2427 lm	2683 lm	**108902.99**
1680	2863 lm	2913 lm	3220 lm	**108903.99**
* 5700	-	-	-	**108909.99**

* Schermo 5700mm consigliato per installazioni in fila continua
5700mm screen recommended for continuous line installations

Diffusore UGR<19 lineare/Linear UGR<19 diffuser

L (mm)	2700K	3000K	4000K	CODE
1120	2086 lm	2131 lm	2355 lm	**108910.99**
1400	2607 lm	2663 lm	2943 lm	**108911.99**
1680	3129 lm	3196 lm	3532 lm	**108912.99**
* 5700	-	-	-	**108918.99**

* Schermo 5700mm consigliato per installazioni in fila continua
5700mm screen recommended for continuous line installations

Diffusore opale angolare 90°/90° corner opal diffuser

L (mm)	2700K	3000K	4000K	CODE
589x589	1909 lm	1942 lm	2147 lm	**108908.99**

Diffusore UGR<19 angolare 90°/90° corner UGR<19 diffuser

L (mm)	2700K	3000K	4000K	CODE
589x589	2086 lm	2131 lm	2355 lm	**108917.99**

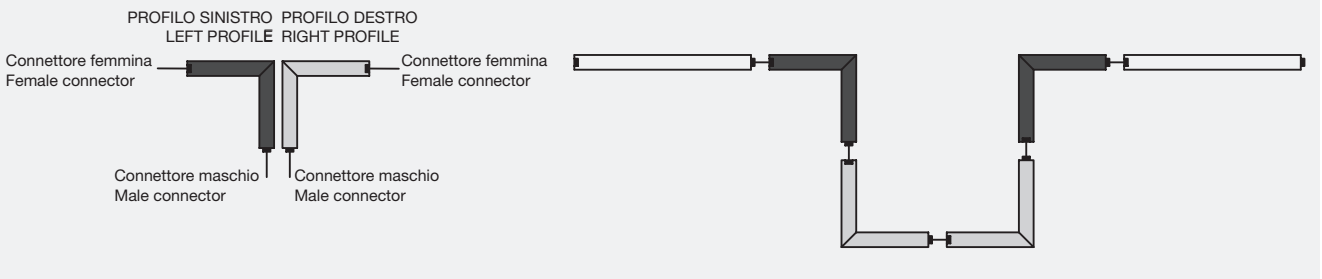

HERO C
MICRO OTTICHE



PROFILO LED LINEARE MICRO OTTICHE
Profilo in lega di alluminio verniciato completo di micro ottiche. Alimentazione elettronica, cablaggio passante e giunti di unione inclusi. Testate terminali da ordinare a parte.

MICRO-OPTICS LINEAR LED PROFILE
Painted alloy aluminium profile complete with micro-optics. Electronic power supply, through wiring and junction kit included. End caps to be ordered separately.

IP 40 · CRI >90 · 220-240V 50/60Hz · DALI · PUSH · GRUPPO 0 · 5 anni years · MADE IN ITALY · C.A.M. Edilizia

Per sopperire alle attuali problematiche di reperibilità dei componenti elettronici, disponiamo di articoli alternativi (non combinabili). Aggiungere "**H**" al codice corrispondente, dove presente in tabella.
In order to meet the current problems of availability of electronic components, we have alternative items (not combinable). Add "**H**" to the corresponding code, where present in the table.

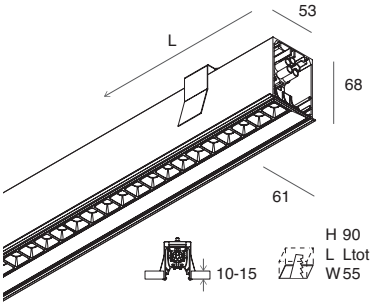

L (mm)	POWER	FLUX	2700K		FLUX	3000K		FLUX	4000K			
868	22W	2134 lm	**108819.__**		2183 lm	**108821.__**		2412 lm	**108823.__**		**01**	**02**
1428	36W	3556 lm	**108820.__**		3638 lm	**108822.__**		4020 lm	**108824.__**		**01**	**02**

DALI-PUSH

L (mm)	POWER	FLUX	2700K		FLUX	3000K		FLUX	4000K			
868	22W	2134 lm	**108843.__**	**H**	2183 lm	**108845.__**	**H**	2412 lm	**108847.__**	**H**	**01**	**02**
1428	36W	3556 lm	**108844.__**	**H**	3638 lm	**108846.__**	**H**	4020 lm	**108848.__**	**H**	**01**	**02**

HERO C
SPOT



PROFILO LED LINEARE SPOT
Profilo in lega di alluminio verniciato completo di 2 faretti. Alimentazione elettronica, cablaggio passante e giunti di unione inclusi. Testate terminali da ordinare a parte.

SPOT LINEAR LED PROFILE
Painted alloy aluminium profile complete with 2 spotlights. Electronic power supply, through wiring and junction kit included. End caps to be ordered separately.

IP 20 · CRI >90 · 220-240V 50/60Hz · DALI · PUSH · GRUPPO 1 · 5 anni years · MADE IN ITALY · C.A.M. Edilizia

Per sopperire alle attuali problematiche di reperibilità dei componenti elettronici, disponiamo di articoli alternativi (non combinabili). Aggiungere "**H**" al codice corrispondente, dove presente in tabella.
In order to meet the current problems of availability of electronic components, we have alternative items (not combinable). Add "**H**" to the corresponding code, where present in the table.

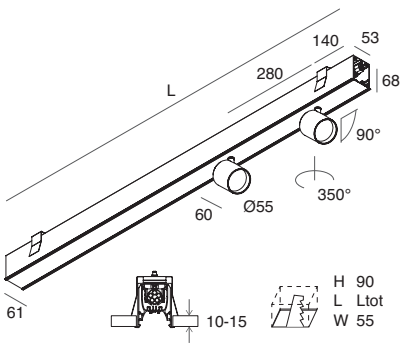

L (mm)	POWER	BEAM	FLUX	2700K		FLUX	3000K		FLUX	4000K			
1120	2X13W	14°	2028 lm	**108825.__**		2110 lm	**108826.__**		2332 lm	**108827.__**		**01**	**02**
1120	2X13W	34°	2144 lm	**108861.__**		2230 lm	**108862.__**		2464 lm	**108863.__**		**01**	**02**

DALI-PUSH

L (mm)	POWER	BEAM	FLUX	2700K		FLUX	3000K		FLUX	4000K			
1120	2X13W	14°	2028 lm	**108849.__**	**H**	2110 lm	**108850.__**	**H**	2332 lm	**108851.__**	**H**	**01**	**02**
1120	2X13W	34°	2144 lm	**108864.__**	**H**	2230 lm	**108865.__**	**H**	2464 lm	**108866.__**	**H**	**01**	**02**

HERO C

ACCESSORI
ACCESSORIES

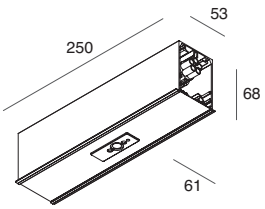

MODULO CON CENTRALINA + SENSORE DI PRESENZA E LUMINOSITA'
Completo di centralina DALI e sensore DALI integrato nella cover. Cablaggio passante e giunti di unione inclusi. Gestibili fino a 32 alimentatatori e max 3 moduli sensore 108871._ _.
Programmabile mediante Bluetooth con App dedicata per smartphone o tablet. Gestione solo automatica. Non alimentabile.

MODULE WITH CONTROL UNIT + PRESENCE DETECTOR AND LIGHT SENSOR
Complete with DALI control unit and DALI sensor integrated in the cover. Through wiring and junction kit included. Up to 32 drivers controlled and max 3 sensor modules 108871. _ _.
Programmable by Bluetooth with dedicated App for smartphones or tablets. Only automatic management. Without plug-in.

CODE	☐	■	L (mm)
108858.__	**01**	**02**	250

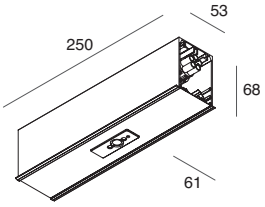

MODULO CON SENSORE DI PRESENZA E LUMINOSITA'
Completo di sensore DALI integrato nella cover, cablaggio passante e giunti di unione. Non alimentabile. Utilizzabile solo con modulo 108858. _ _ oppure con centralina DALI IOT o DALI Professional.

MODULE WITH PRESENCE DETECTOR AND LIGHT SENSOR
Complete with DALI sensor integrated in the cover, through wiring and junction kit. Without plug-in. Mandatory for use with module 108858. _ _ or control unit DALI IOT or DALI Professional.

CODE	☐	■	L (mm)
108871.__	**01**	**02**	250

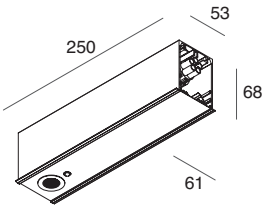

MODULO CON FARETTO INCASSATO 1W
CON FUNZIONE SOLO EMERGENZA (SE)
COMPATIBILE CON CABLAGGI ON/OFF
Completo di faretto integrato nella cover, kit inverter batteria, cablaggio passante e giunti di unione.
Non utilizzabile per ingresso alimentazione di file continue.

MODULE WITH 1W RECESSED SPOTLIGHT
FOR NOT MAINTAINED FUNCTION (N/M)
SUITABLE FOR ON/OFF WIRING
Complete with spotlight integrated in the cover, through wiring and junction kit. Do not use to power continuous lines.

CODE	☐	■	L (mm)	POWER	FLUX
108859.__	**01**	**02**	250	1W	140 lm

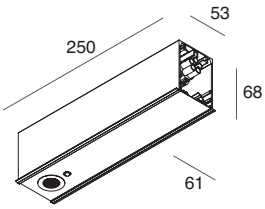

MODULO CON FARETTO INCASSATO 1W CON FUNZIONE SOLO EMERGENZA (SE) COMPATIBILE CON CABLAGGI DALI-PUSH
Completo di faretto ON/OFF integrato nella cover, kit inverter batteria, cablaggio passante e giunti di unione. Non utilizzabile per ingresso alimentazione di file continue.

MODULE WITH 1W RECESSED SPOTLIGHT FOR NOT MAINTAINED FUNCTION (N/M) SUITABLE FOR DALI-PUSH WIRING
Complete with ON/OFF spotlight integrated in the cover, through wiring and junction kit. Do not use to power continuous lines.

DALI-PUSH

CODE	☐	■	L (mm)	POWER	FLUX
108870.__	**01**	**02**	250	1W	140 lm

Autonomia 3h / Ricarica 24h. Flusso in emergenza 100%
Autonomy 3h / Charging 24h. Emergency flux 100%

Prevedere cavo di alimentazione dedicato per il modulo SE.
Provide specific power supply cable for N/M module.

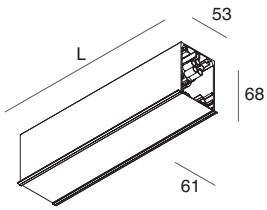

MODULO CIECO LINEARE
Completo di cablaggio passante, giunti di unione e cover inferiore.
Modulo L 250mm non alimentabile, da utilizzare come compensativo in composizioni chiuse con modulo SE o con sensore integrato.

LINEAR BLIND MODULE
Complete with through wiring, junction kit and blind cover.
Module L 250mm without plug-in, to be used to compensate for compositions with N/M or integrated sensor modules.

CODE	☐	■	L (mm)
108852.__	**01**	**02**	250
108855.__	**01**	**02**	1120
108856.__	**01**	**02**	1400
108857.__	**01**	**02**	1680

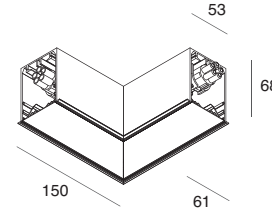

MODULO CIECO a L
Completo di cablaggio passante, giunti di unione e cover inferiore.
Non alimentabile.

L BLIND MODULE
Complete with through wiring, junction kit and blind cover.
Without plug-in.

CODE	☐	■	VERSION	L (mm)
108853.__	**01**	**02**	sinistra/left	150x150
108854.__	**01**	**02**	destra/right	150x150

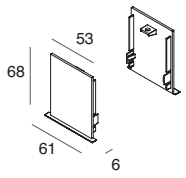

TESTATE TERMINALI (2 pz.)

END CAPS (2 pcs)

CODE	☐	■
108860.__	**01**	**02**





TEK

TEK è un apparecchio LED dalle elevate prestazioni e dal design essenziale: il profilo LED Novalux dove si incontrano tecnologia ed eleganza.
Ad alta resa cromatica CRI>90, TEK è disponibile nelle versioni con ottica diffusa, batwing, ad abbagliamento controllato UGR<19 e con binario elettrificato integrato. Questo sistema di illuminazione LED è ideale per essere utilizzato in uffici e scuole.

TEK is a high performance LED luminaire with an essential design: the Novalux LED profile where technology and elegance meet.
With CRI>90 high colour rendering, TEK is available in the versions with diffuse optics, batwing, with UGR<19 glare limitation and embedded electrified track. This LED lighting system is ideal for use in offices and schools.

SYSTEMS

TEK
STAND ALONE

- **VERSIONI: OTTICA DIFFUSA 90°/ OTTICA BATWING / OTTICA UGR<19**
  VERSIONS: DIFFUSED OPTICS 90°/ BATWING OPTICS / UGR<19 OPTICS
- **MODULI COMPLETI DI TESTATE E SCHERMO**
  MODULES COMPLETE WITH END CAPS AND SCREEN
- **CRI>90**



LED 90°

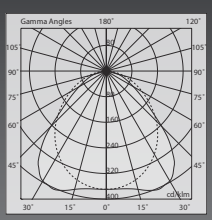

LED UGR<19

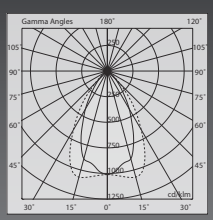

LED BATWING

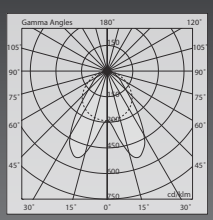



TEK
FILA CONTINUA

- **VERSIONI: OTTICA DIFFUSA 90° / OTTICA BATWING / OTTICA UGR<19 / MODULO BINARIO ALL-TRACK / MODULO CIECO CABLATO**
  VERSIONS: DIFFUSED OPTICS 90°/ BATWING OPTICS / UGR<19 OPTICS / ALL-TRACK MODULE / EMPTY MODULE WIRED
- **FLESSIBILITÀ COMPOSITIVA: ALIMENTAZIONE DI TESTA O CENTRALE, GIUNTI A L E T ALIMENTABILI**
  COMPOSITIONAL FLEXIBILITY: START LIVE END, CENTRAL, L- AND T- FEED JOINTS
- **CONNETTORI RAPIDI 9 POLI PER FILA CONTINUA**
  9 POLES QUICK CONNECTORS FOR CONTINUOUS LINE
- **CRI>90**

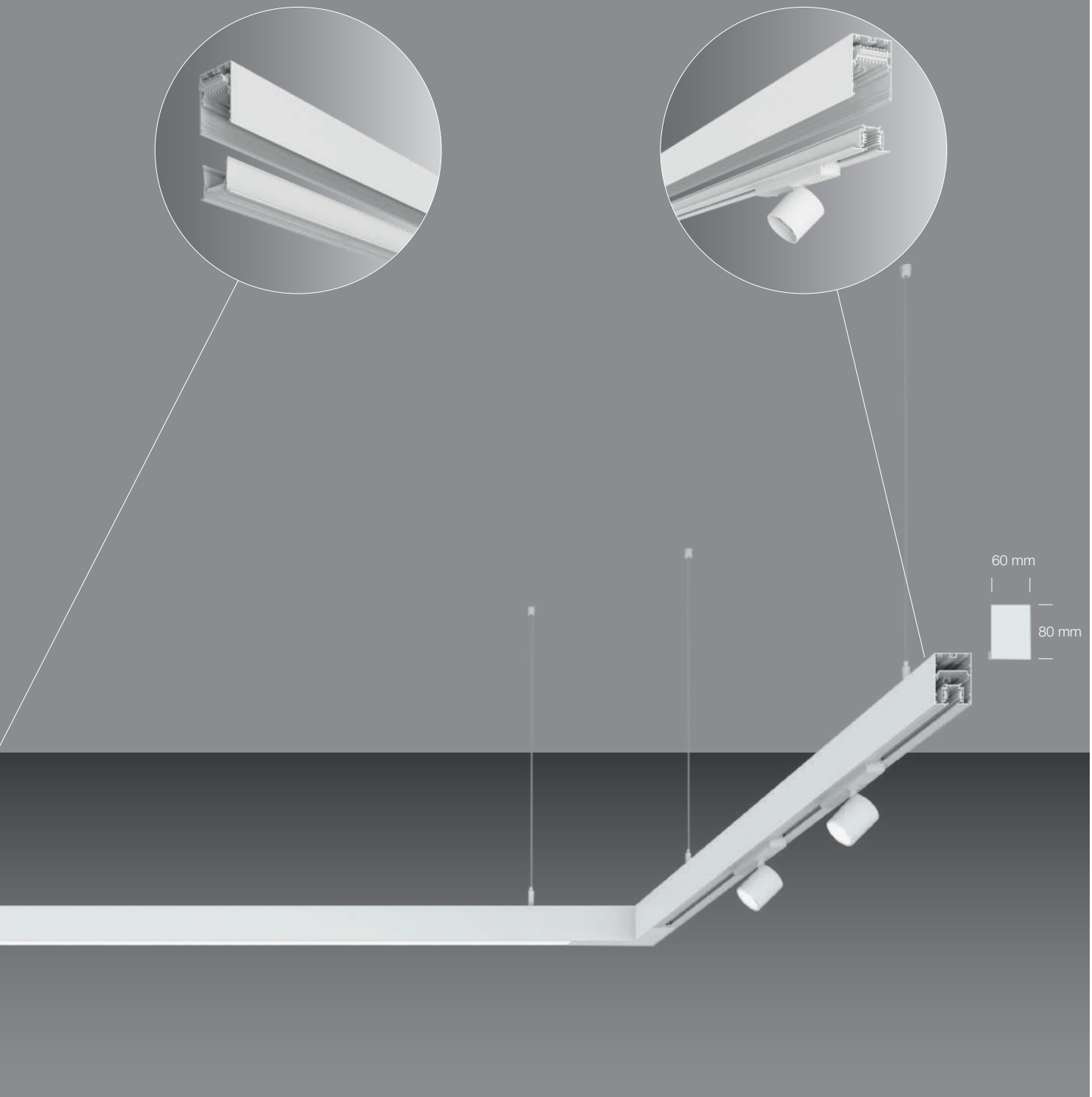

TEK
STAND ALONE



Apparecchio LED lineare per installazione singola, a plafone o sospensione. Disponibile nelle versioni con ottica ad emissione diffusa 90°, batwing e UGR<19. Corpo in lega di alluminio estruso verniciato a polvere bianco texturizzato, testate terminali in alluminio pressofuso, lenti lineari stampate in PMMA. Alimentazione elettronica 220-240V 50/60Hz integrata.

Stand alone LED linear fixture for ceiling or suspended installation. Available in versions with diffused emission optics 90°, batwing and UGR<19. Extruded aluminium alloy body with textured white powder coating, die-cast aluminium end heads, PMMA printed linear lenses. Integrated electronic power supply 220-240V 50/60hz.

IP 40 · CRI >90 · 220-240V 50/60Hz · PUSH · GRUPPO 0 · 5 anni years · MADE IN ITALY · C.A.M. Edilizia

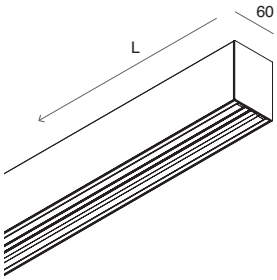

MODULO STAND ALONE LED 90°
Non installabile in fila continua. Alimentatore elettronico, lente lineare 90° e testate terminali, inclusi. Cavi di sospensione e kit di alimentazione da ordinare a parte.

STAND ALONE LED MODULE 90°
Not to be installed in a continuous line. Electronic power supply, linear lens 90 and terminal heads included. Suspension cables and power kit to be ordered separately.

POWER	L (mm)	FLUX	4000K ☐
50W	1693	6144 lm	**107019.01**

DALI-PUSH

POWER	L (mm)	FLUX	4000K ☐
50W	1693	6144 lm	**107022.01**

* **EMERGENCY 1h** Flusso in emergenza / Emergency flux 10%

POWER	L (mm)	FLUX	4000K ☐
50W	1693	6144 lm	**107025.01**

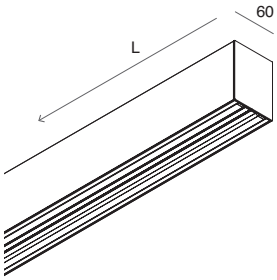

MODULO STAND ALONE LED BATWING
Non installabile in fila continua. Alimentatore elettronico, lente lineare batwing e testate terminali, inclusi. Cavi di sospensione e kit di alimentazione da ordinare a parte.

STAND ALONE BATWING LED MODULE
Not to be installed in a continuous line. Electronic power supply, batwing linear lens and terminal heads included. Suspension cables and power kit to be ordered separately.

POWER	L (mm)	FLUX	4000K ☐
50W	1693	6254 lm	**107020.01**

DALI-PUSH

POWER	L (mm)	FLUX	4000K ☐
50W	1693	6254 lm	**107023.01**

* **EMERGENCY 1h** Flusso in emergenza / Emergency flux 10%

POWER	L (mm)	FLUX	4000K ☐
50W	1693	6254 lm	**107026.01**

UGR <19

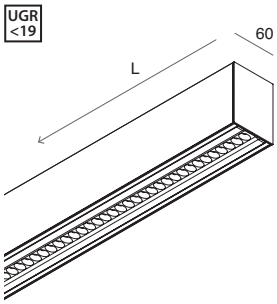

MODULO STAND ALONE LED UGR<19
Non installabile in fila continua. Alimentatore elettronico, lente lineare per il controllo dell'abbagliamento e testate terminali, inclusi. Cavi di sospensione e kit di alimentazione da ordinare a parte.

STAND ALONE LED MODULE UGR<19
Not to be installed in a continuous line. Electronic power supply, linear glare control lens and terminal heads included. Suspension cables and power kit to be ordered separately.

POWER	L (mm)	FLUX	4000K ☐
36W	1693	4949 lm	**107021.01**

DALI-PUSH

POWER	L (mm)	FLUX	4000K ☐
36W	1693	4949 lm	**107024.01**

* **EMERGENCY 1h** Flusso in emergenza / Emergency flux 13%

POWER	L (mm)	FLUX	4000K ☐
36W	1693	4949 lm	**107027.01**

* Autonomia 1h / Ricarica 12h
Autonomy 1h / Charging 12h

TEK
STAND ALONE

ACCESSORI
ACCESSORIES



CAVO DI SOSPENSIONE (1 pz.)
In acciaio, regolabile.
Prevedere 2 pz per ciascun modulo.

SUSPENSION CABLE (1 pc)
In steel, adjustable.
Provide 2 pcs for each module.

CODE	L (mm)
108685.99	3000

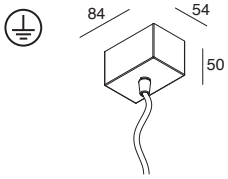

KIT DI ALIMENTAZIONE

POWER SUPPLY KIT

CODE ☐	L (mm)	Cavo / Cable (mm²)
108920.01	3000	3x1,5
108922.01	3000	5x1,5

TEK
FILA CONTINUA



Sistema LED lineare per installazione singola o in fila continua, a plafone o sospensione. Disponibile nelle versioni con ottica ad emissione diffusa 90°, batwing, UGR<19 e con binario elettrificato integrato.
Corpo in lega di alluminio estruso verniciato a polvere bianco texturizzato, testata terminale in alluminio pressofuso, lenti lineari stampate in PMMA.
Moduli LED con cablaggio passante per la continuità di linea e connessione rapida di alimentazione 9 poli, con alimentazione elettronica 220-240V 50/60Hz integrata.

Stand alone or continuous line LED system for ceiling or suspended installation. Available in versions with diffused emission optics 90°, batwing, UGR<19, and with integrated electrified track.
Extruded aluminium alloy body with textured white powder coating, die-cast aluminium end head, PMMA printed linear lenses.
LED modules with through wiring for line continuity and fast 9 poles power connection, with integrated electronic power supply 220-240V 50/60hz.

IP 40 · CRI >90 · 220-240V 50/60Hz · DALI · PUSH · GRUPPO 0 · 5 anni years · MADE IN ITALY · C.A.M. Edilizia

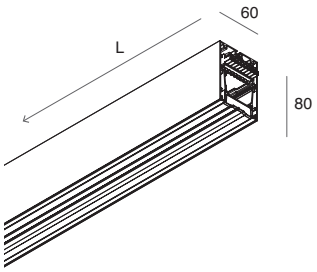

MODULO LED 90°
Alimentatore elettronico, lente lineare 90° e giunti meccanici/elettrici inclusi.
Accessori per ingresso alimentazione, testata terminale e kit di sospensione da ordinare a parte.

LED MODULE 90°
Electronic power supply, linear lens 90° and mechanical/electrical joints included.
Accessories for power input, terminal heads and suspension kit to be ordered separately.

POWER	L (mm)	FLUX	4000K	
50W	1689	6144 lm	**107001.01**	

DALI-PUSH

POWER	L (mm)	FLUX	4000K	
50W	1689	6144 lm	**107003.01**	

* **EMERGENCY 1h** Flusso in emergenza / Emergency flux 10%

POWER	L (mm)	FLUX	4000K	
50W	1689	6144 lm	**107005.01**	

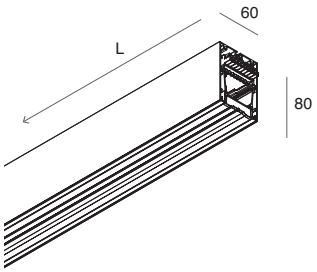

MODULO LED BATWING
Alimentatore elettronico, lente lineare batwing e giunti meccanici/elettrici inclusi.
Accessori per ingresso alimentazione, testata terminale e kit di sospensione da ordinare a parte.

BATWING LED MODULE
Electronic power supply, linear lens batwing and mechanical/electrical joints included.
Accessories for power input, terminal heads and suspension kit to be ordered separately.

POWER	L (mm)	FLUX	4000K	
50W	1689	6254 lm	**107002.01**	

DALI-PUSH

POWER	L (mm)	FLUX	4000K	
50W	1689	6254 lm	**107004.01**	

* **EMERGENCY 1h** Flusso in emergenza / Emergency flux 10%

POWER	L (mm)	FLUX	4000K	
50W	1689	6254 lm	**107006.01**	

UGR <19

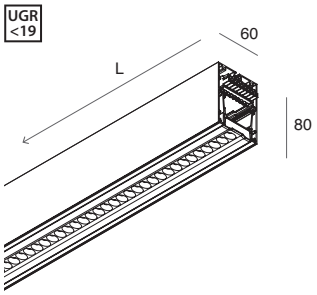

MODULO LED UGR<19
Alimentatore elettronico, lente lineare per il controllo dell'abbagliamento e giunti meccanici/elettrici inclusi.
Accessori per ingresso alimentazione, testata terminale e kit di sospensione da ordinare a parte.

LED MODULE UGR<19
Electronic power supply, linear lens for glare control and mechanical/electrical joints included. Accessories for power input, terminal heads and suspension kit to be ordered separately.

POWER	L (mm)	FLUX	4000K	
36W	1689	4949 lm	**107016.01**	

DALI-PUSH

POWER	L (mm)	FLUX	4000K	
36W	1689	4949 lm	**107017.01**	

* **EMERGENCY 1h** Flusso in emergenza / Emergency flux 13%

POWER	L (mm)	FLUX	4000K	
36W	1689	4949 lm	**107018.01**	

* Autonomia 1h / Ricarica 12h
Autonomy 1h / Charging 12h

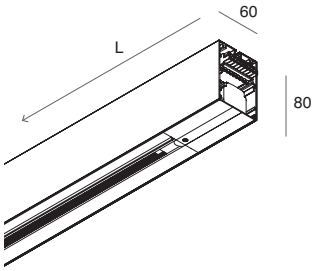

MODULO BINARIO ALL-TRACK

Binario elettrificato TRIFASE 7 poli,
con due conduttori dedicati D+D-
per segnale DALI, 0-10V o 1-10V, integrato.
Non utilizzabile comando di dimmerazione a pulsante a 230V.
La funzione PUSH è ammessa solo con interposizione di interfaccia pulsante con uscita DALI (cod. 18908.99 oppure 18906.99),
si veda sezione GESTIONE LUCE.
Giunti meccanici/elettrici inclusi.
Accessori per ingresso alimentazione, testata terminale e kit di sospensione da ordinare a parte.

ALL-TRACK MODULE

Three-phase 7-pole electrified track,
with two dedicated D+ D- conductors for DALI signal, 0-10V or 1-10V, integrated.
230V push-button dimming control not available.
The PUSH function is only allowed
with button interface interposition with DALI output. (cod. 18908.99 or 18906.99),
see section Light Management.
Mechanical/electrical joints included.
Accessories for power input, terminal head and suspension kit to be ordered separately.

L (mm)	☐
1689	**107012.01**

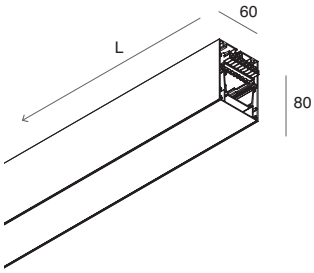

MODULO CIECO CABLATO

Provvisto di connessione rapida per cablaggio passante 9 poli.
Schermo cieco in lega di alluminio verniciato e giunti meccanici/elettrici inclusi.
Accessori per ingresso alimentazione, testata terminale e kit di sospensione da ordinare a parte.

EMPTY MODULE WIRED

Provided with quick connection for 9-pole through wiring.
Painted aluminum alloy blind screen and mechanical/electrical joints included.
Accessories for power input, terminal head and suspension kit to be ordered separately.

L (mm)	☐
563	**107029.01**
1126	**107028.01**
1689	**107007.01**

TEK
FILA CONTINUA

ACCESSORI
ACCESSORIES

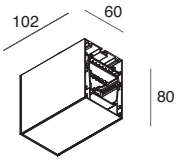

ALIMENTAZIONE DI TESTA
9 poli
cavo di alimentazione non fornito.

START LIVE END
9 poles
power supply cable not provided.

CODE ☐
107008.01

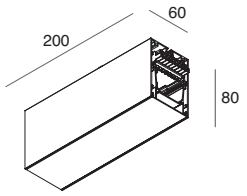

ALIMENTAZIONE CENTRALE
9 poli
cavo di alimentazione non fornito.

CENTRAL FEED JOINT
9 poles
power supply cable not provided.

CODE ☐
107009.01

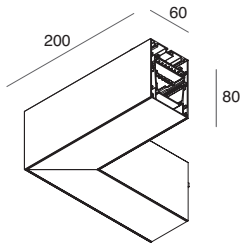

GIUNTO a L
alimentabile, 9 poli
cavo di alimentazione non fornito.

L-feed JOINT
9 poles
power supply cable not provided.

CODE ☐
107010.01

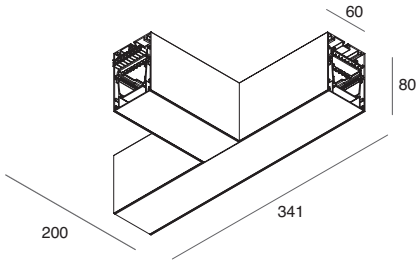

GIUNTO a T
alimentabile, 9 poli
cavo di alimentazione non fornito.

T-feed JOINT
9 poles
power supply cable not provided.

CODE ☐
107011.01

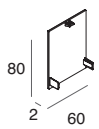

TESTATA TERMINALE (1 pz.)

DEAD END (1 pc)

CODE ☐
107013.01



CAVO DI SOSPENSIONE (1 pz.)
Da prevedere ad inizio e fine linea continua
e 2 pz. per installazione singola.
In acciaio, regolabile.

SUSPENSION CABLE (1 pc)
To be provided at start and end of line
continuous and 2 pcs. for single installation.
In steel, adjustable.

CODE	L (mm)
108685.99	3000

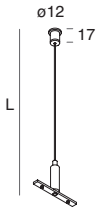

CAVO DI SOSPENSIONE GIUNZIONE (1 pz.)
Per unione moduli.
In acciaio, regolabile.

JOINT SUSPENSION CABLE (1pc)
For modules union.
In steel, adjustable.

CODE	L (mm)
107015.99	3000



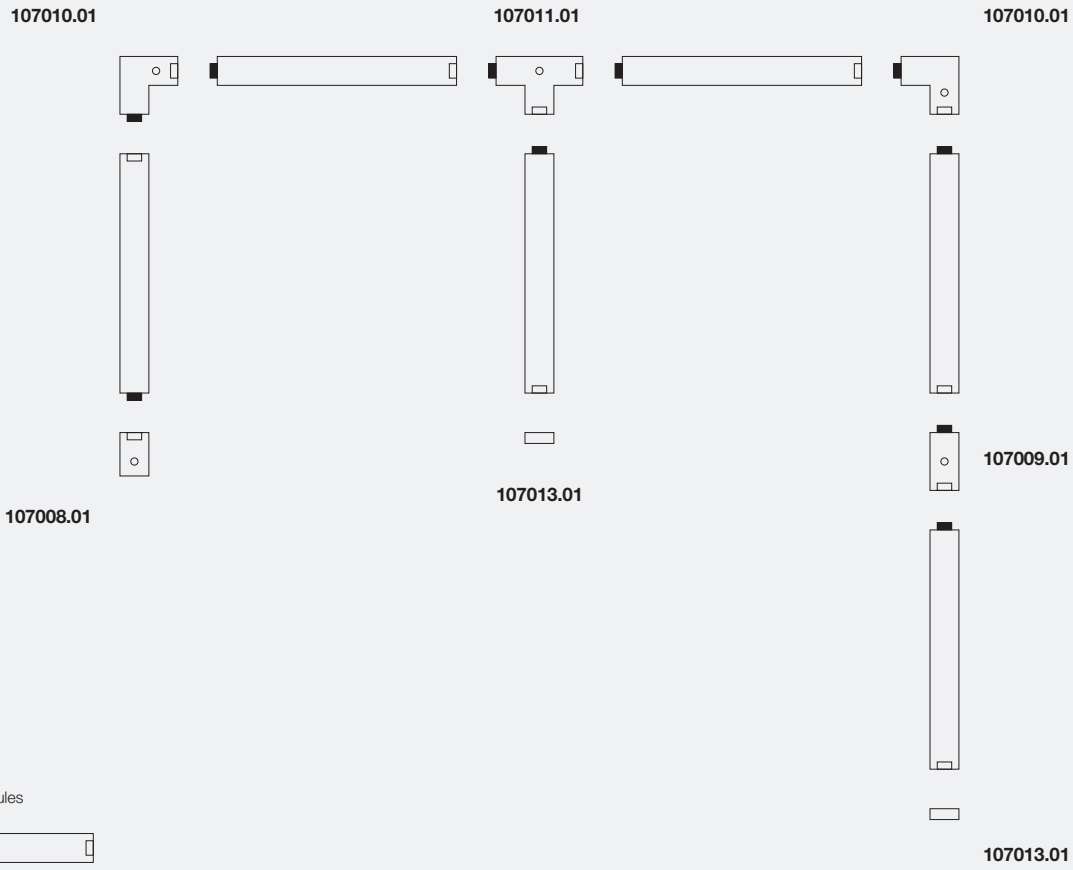

Moduli fila continua
Continuous line modules







LUCKY MAXI

LUCKY MAXI è l'evoluzione del sistema lineare LUCKY EVO per fila continua: un'illuminazione LED per installazione a plafone o sospensione ad alta resa cromatica, creata per quegli spazi che richiedono un maggiore contributo luminoso, pur mantenendo invariate le caratteristiche illuminotecniche necessarie per ambienti con videoterminali.

LUCKY MAXI is the evolution of the LUCKY EVO linear system for continuous line: a LED lighting for ceiling or pendant installation with high colour rendering, created for those spaces that require a greater light supply, while maintaining the necessary lighting features for environments with video terminals.

LUCKY MAXI

- **SCHERMO OPALE O SCHERMO CON FILM MICROSTRUTTURATO UGR<19 ANTIABBAGLIAMENTO FINO A L. 6 m**
  OPAL DIFFUSER OR ANTI-GLARE DIFFUSER WITH MICROSTRUCTURED FILM UP TO L. 6 m
- **CONNETTORI RAPIDI PER FILA CONTINUA**
  RAPID CONNECTORS FOR CONTINUOUS LINE INSTALLATION
- **FISSAGGIO RAPIDO DEL VANO OTTICO CON PCB LED**
  QUICK INSTALLATION OF OPTICAL PART WITH LED PCB





LUCKY MAXI

Sistema LED lineare installabile singolo o in fila continua, a plafone o sospensione.

Stand alone or continuous line LED system for ceiling or suspended installation.



PROFILO LED
Profilo in lega di alluminio verniciato.
Alimentatore elettronico incluso.
Schermo, testate terminali, kit di giunzione ed accessori per la sospensione da ordinare a parte.

LED PROFILE
Profile made of painted aluminium alloy.
Integrated electronic driver.
Diffuser, end caps, junction kit and kit for suspended installation to be ordered separately.

IP 40 · CRI >90 · 220-240V 50/60Hz · DALI · PUSH · GRUPPO 0 · 5 anni years · MADE IN ITALY · C.A.M. Edilizia

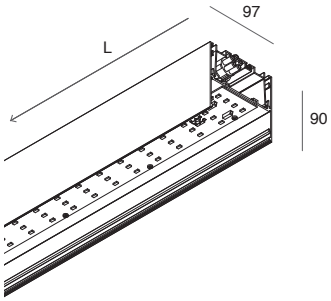

PROFILO LED LINEARE

LINEAR LED PROFILE

L (mm)	POWER	3000K ☐ ■		4000K ☐ ■	
1200	36W	**106201.01**	**.02**	**106204.01**	**.02**
1800	54W	**106202.01**	**.02**	**106205.01**	**.02**
2400	72W	**106203.01**	**.02**	**106206.01**	**.02**

DALI-PUSH

L (mm)	POWER	3000K ☐ ■		4000K ☐ ■	
1200	36W	**106207.01**	**.02**	**106210.01**	**.02**
1800	54W	**106208.01**	**.02**	**106211.01**	**.02**
2400	72W	**106209.01**	**.02**	**106212.01**	**.02**

EMERGENCY 1 h Flusso in emergenza / Emergency flux 11%

L (mm)	POWER	3000K ☐ ■		4000K ☐ ■	
1200	36W	**106213.01**	**.02**	**106214.01**	**.02**

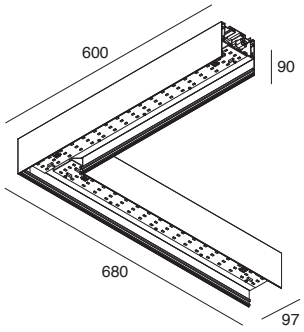

PROFILO LED ANGOLARE 90°

90° CORNER LED PROFILE

L (mm)	POWER	3000K ☐ ■		4000K ☐ ■	
600x680	36W	**106215.01**	**.02**	**106216.01**	**.02**

DALI-PUSH

L (mm)	POWER	3000K ☐ ■		4000K ☐ ■	
600x680	36W	**106217.01**	**.02**	**106218.01**	**.02**



DIFFUSORE OPALE
Schermo diffusore ad incastro a filo in policarbonato opale.

OPAL DIFFUSER
Opal polycarbonate flush diffuser.



DIFFUSORE UGR<19
Schermo diffusore per il controllo dell'abbagliamento, ad incastro in policarbonato microprismatizzato.

UGR<19 DIFFUSER
Anti-glare diffuser made of microprismatized polycarbonate.

UGR <19

Diffusore opale lineare/Linear opal diffuser

L (mm)	3000K	4000K	CODE
1200	2125 lm	2237 lm	**106219.99**
1800	3188 lm	3356 lm	**106220.99**
2400	4251 lm	4475 lm	**106221.99**
*6000	-	-	**106222.99**

Diffusore UGR<19 lineare/Linear UGR<19 diffuser

L (mm)	3000K	4000K	CODE
1200	2952 lm	3107 lm	**106223.99**
1800	4428 lm	4661 lm	**106224.99**
2400	5904 lm	6214 lm	**106225.99**
*6000	-	-	**106226.99**

* Schermo 6m consigliato per installazioni in fila continua
6m screen recommended for continuous line installations

Diffusore opale angolare 90°/90° corner opal diffuser

L (mm)	3000K	4000K	CODE
600x680	2125 lm	2237 lm	**106227.99**

Diffusore UGR<19 angolare 90°/90° corner UGR<19 diffuser

L (mm)	3000K	4000K	CODE
600x680	2952 lm	3107 lm	**106228.99**

LUCKY MAXI

ACCESSORI
ACCESSORIES

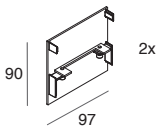

TESTATE TERMINALI (2 pz.)

END CAPS (2 pcs)

CODE	□	■
106230.01		**.02**

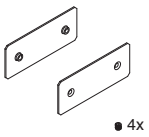

KIT DI GIUNZIONE

JUNCTION KIT

CODE	
106231.99	

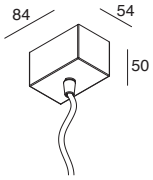

KIT DI ALIMENTAZIONE

POWER SUPPLY KIT

CODE	□	■	L (mm)	Cavo / Cable (mm²)
108920.01		**.02**	3000	3x1,5
108922.01		**.02**	3000	5x1,5

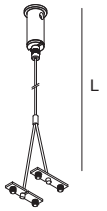

CAVO DI SOSPENSIONE (1 p.z)
in acciaio, regolabile
2pz per moduli 1200mm e 1800mm,
3pz per 2400mm e angolare.
In fila continua: 1pz a inizio e fine linea,
e 1pz per unione moduli.

SUSPENSION CABLES (1 pc)
made of steel, adjustable
2pcs for 1200mm and 1800mm,
3pcs for 2400mm and corner.
Continuous line: 1pc for each end,
and 1pc for modules junction.

CODE	L (mm)
106229.99	3000







LUCKY MINI

Un'illuminazione LED dal profilo essenziale che si integra perfettamente con l'architettura che la circonda.
LUCKY MINI è un sistema LED lineare per installazione a plafone o sospensione: il perfetto mix tra eleganza e semplicità, nelle quattro versioni bianco, nero, caffè e cappuccino.

A LED lighting system with an essential profile that blends in perfectly with the surrounding architecture. LUCKY MINI is a linear LED system for ceiling or pendant installation: the perfect mix of elegance and simplicity, in four versions: white, black, coffee and cappuccino.

SYSTEMS

LUCKY MINI

- **CONNETTORI RAPIDI PER FILA CONTINUA**
  RAPID CONNECTORS FOR CONTINUOUS LINE INSTALLATION
- **FISSAGGIO MAGNETICO DEL VANO OTTICO CON PCB LED**
  OPTICAL PART WITH LED PCB INSTALLED ON MAGNETS
- **SCHERMO OPALE FINO A L. 6,5 m**
  OPAL DIFFUSER UP TO L. 6,5 m

FINITURE
FINISH



38 mm

65 mm





LUCKY MINI

Sistema LED lineare installabile singolo
o in fila continua, a plafone o sospensione.

Stand alone or continuous line LED system
for ceiling or suspended installation.





PROFILO LED
Profilo in lega di alluminio verniciato. Alimentatore elettronico incluso. Schermo per modulo lineare, testate terminali, kit di giunzione ed accessori per la sospensione da ordinare a parte.

LED PROFILE
Profile made of painted aluminium alloy. Integrated electronic driver. Diffuser for linear profile, end caps, junction kit and kit for suspended installation to be ordered separately.

IP 40 · 220-240V 50/60Hz · CRI >90 · PUSH · C.A.M. Edilizia · 5 anni years · MADE IN ITALY

Per sopperire alle attuali problematiche di reperibilità dei componenti elettronici, disponiamo di articoli alternativi (non combinabili). Aggiungere "**H**" al codice corrispondente, dove presente in tabella.
In order to meet the current problems of availability of electronic components, we have alternative items (not combinable). Add "**H**" to the corresponding code, where present in the table.

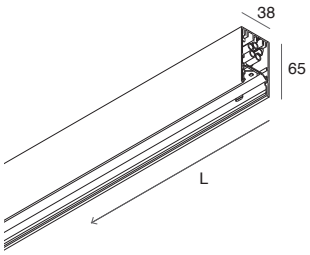

PROFILO LED LINEARE
LINEAR LED PROFILE

L (mm)	POWER	FLUX 3000K							FLUX 4000K							
800	12W	1114 lm	103524.__		01	02	20	21	1146 lm	103525.__		01	02	20	21
1600	23W	2229 lm	103501.__		01	02	20	21	2292 lm	103503.__		01	02	20	21
2400	35W	3343 lm	103502.__		01	02	20	21	3438 lm	103504.__		01	02	20	21

DALI-PUSH

L (mm)	POWER	FLUX 3000K							FLUX 4000K							
800	12W	1114 lm	103526.__	H	01	02	20	21	1146 lm	103527.__	H	01	02	20	21
1600	23W	2229 lm	103514.__	H	01	02	20	21	2292 lm	103516.__	H	01	02	20	21
2400	35W	3343 lm	103515.__		01	02	20	21	3438 lm	103517.__		01	02	20	21

* **EMERGENCY** Flusso in emergenza / Emergency flux 23W 16% - 35W 11%

L (mm)	POWER	FLUX 3000K							FLUX 4000K							
1600	23W	2229 lm	103520.__		01	02	20	21	2292 lm	103522.__		01	02	20	21
2400	35W	3343 lm	103521.__		01	02	20	21	3438 lm	103523.__		01	02	20	21

* Autonomia 1h / Ricarica 12h
Autonomy 1h / Charging 12h

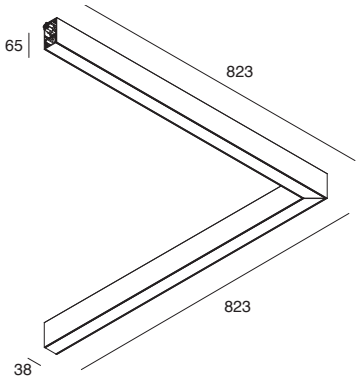

PROFILO LED ANGOLARE 90°
Schermo diffusore incluso.

90° CORNER LED PROFILE
Flush diffuser included.

L (mm)	POWER	FLUX	3000K						FLUX	4000K					
823x823	23W	2229 lm	103511.__		01	02	20	21	2292 lm	103512.__		01	02	20	21

DALI-PUSH

L (mm)	POWER	FLUX	3000K						FLUX	4000K					
823x823	23W	2229 lm	103518.__	H	01	02	20	21	2292 lm	103519.__	H	01	02	20	21

LUCKY MINI

ACCESSORI
ACCESSORIES

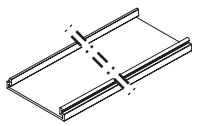

DIFFUSORE OPALE LINEARE
Schermo diffusore ad incastro a filo in policarbonato opale.

LINEAR OPAL DIFFUSER
Opal polycarbonate flush diffuser.

L (mm)	CODE
800	**103510.99**
1600	**103505.99**
2400	**103506.99**
*6500	**103507.99**

*Schermo 6,5m consigliato per installazioni in fila continua
6,5m screen recommended for continuous line installations

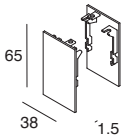

TESTATE TERMINALI (2 pz.)

END CAPS (2 pcs)

CODE	☐	■	■	■
103509.__	**01**	**02**	**20**	**21**

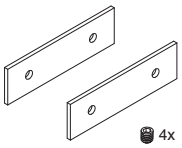

KIT DI GIUNZIONE

JUNCTION KIT

CODE	
103317.99	

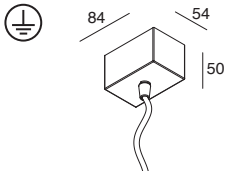

KIT DI ALIMENTAZIONE

POWER SUPPLY KIT

CODE	☐	■	■	■	L (mm)	Cavo / Cable (mm²)
108919.__	**01**	**02**	**20**	**21**	1200	3x1,5
108920.__	**01**	**02**	**20**	**21**	3000	3x1,5
108921.__	**01**	**02**	**20**	**21**	1200	5x1,5
108922.__	**01**	**02**	**20**	**21**	3000	5x1,5



CAVI DI SOSPENSIONE (1 pz.)
In acciaio, regolabile.
n°2 per ogni profilo lineare,
n°3 per profilo angolare.

SUSPENSION CABLES (1 pcs)
Made of steel, adjustable.
n°2 each linear profile,
n°3 for corner profile.

CODE	L (mm)
103513.99	3000

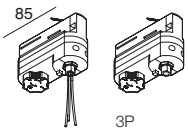

3P

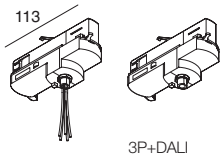

3P+DALI

COPPIA DI ADATTATORI
PER BINARIO ALL-TRACK

COUPLE OF ADAPTORS
FOR ALL-TRACK

CODE	☐	■	VERSION
106722.01	**.02**		3P
106723.01	**.02**		3P+DALI



P-30 SYSTEM

INSTALLAZIONI
INSTALLATIONS

P-30
PCB / STRIP LED

- **.01** Bianco - White
- **.02** Nero - Black
- **.20** Caffè
- **.21** Cappuccino

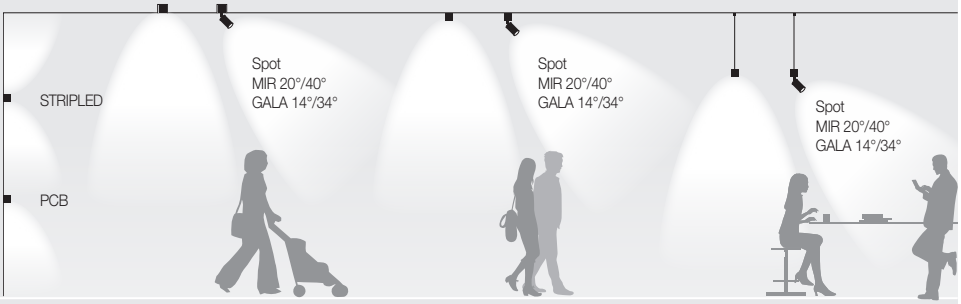

P-30
READY

- **.01** Bianco - White
- **.02** Nero - Black
- **.20** Caffè
- **.21** Cappuccino

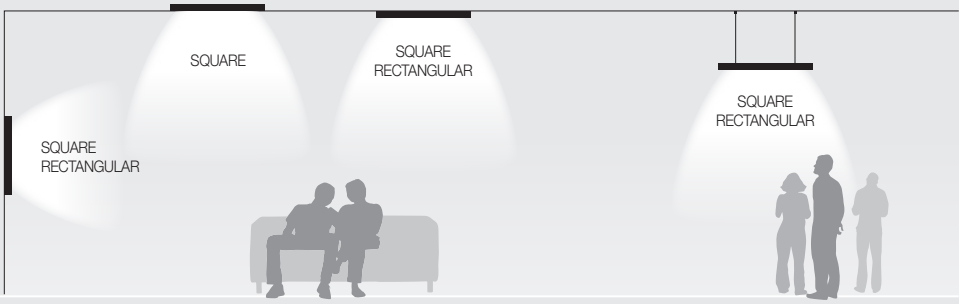

	PARETE WALL	INCASSO RECESSED	PLAFONE / SOSPENSIONE CEILING / SUSPENSION
P-30 PCB		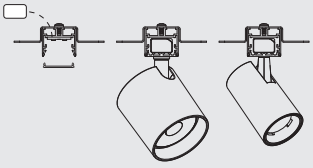	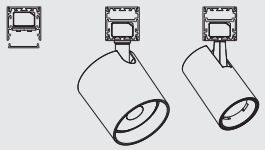
P-30 STRIPLED		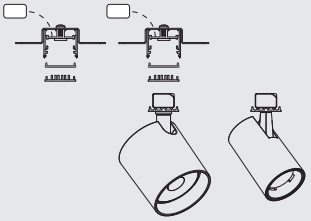	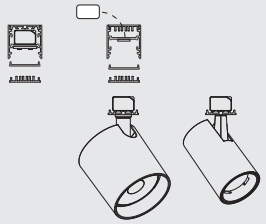

CABLAGGIO PASSANTE P-30 PLAFONE/SOSPENSIONE E PARETE
THROUGH WIRING P-30 CEILING/SUSPENSION AND WALL MOUNTING

cablaggio integrato sull'apparecchio / wiring integrated in the fixture

cablaggio da eseguire in fase di installazione / wiring to be done during installation

MODULO PCB

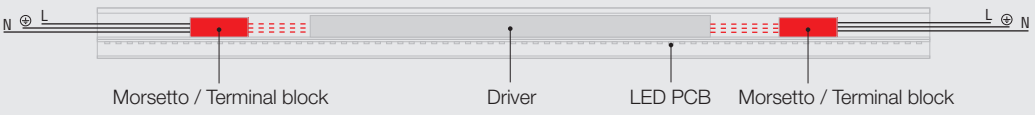

MODULO SPOT

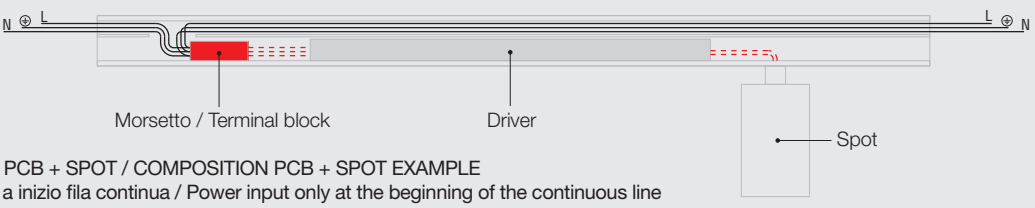

ESEMPIO COMPOSIZIONE PCB + SPOT / COMPOSITION PCB + SPOT EXAMPLE
Ingresso alimentazione solo a inizio fila continua / Power input only at the beginning of the continuous line

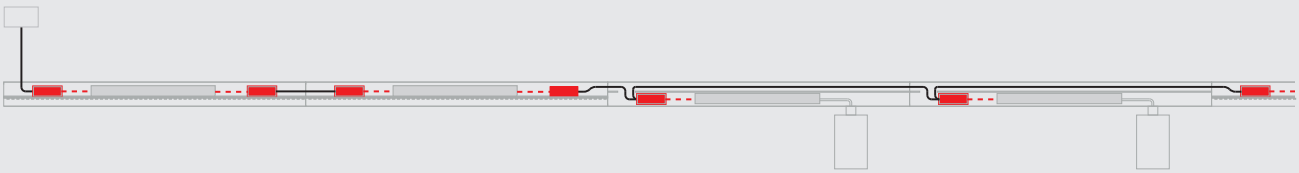





P-30

Dalla proporzione esatta di un quadrato 30x30 mm, nasce un profilo di illuminazione LED Novalux estremamente versatile e compatto, in grado di esaltare gli spazi con discrezione. Nella versione P-30 PCB, sia i LED PCB CRI>90, che gli alimentatori, sono integrati nel profilo in tutte le varianti, per la massima praticità di montaggio. Nella versione P-30 STRIP LED, i profili sono tagliabili in opera, per combinare linee di luce e proiettori LED orientabili con la massima flessibilità compositiva e di installazione. Disponibile nei colori bianco, nero, caffè e cappuccino.

From the exact proportion of a 30x30 mm square comes an extremely versatile and compact Novalux LED lighting profile that enhances spaces discreetly. In the P-30 PCB version, both CRI>90 LED PCB and drivers are embedded in the profile in all variants for maximum installation convenience. In the P-30 LED STRIP version, profiles can be cut on site, to combine light lines and adjustable LED spotlight with maximum compositional and installation flexibility. Available in white, black, coffee and cappuccino.

SYSTEMS

P-30 PCB

- **CABLAGGIO PASSANTE**
  THROUGH WIRING
- **MODULO COMPLETO CON PROIETTORI ORIENTABILI MIR 6W (FASCI 20°/40°) O GALA 9W (FASCI 14°/34°)**
  COMPLETE MODULE WITH ADJUSTABLE SPOTLIGHTS MIR 6W (BEAMS 20°/40°) OR GALA 9W (BEAMS 14°/34°)
- **ALIMENTATORE INTEGRATO**
  INTEGRATED POWER SUPPLY
- **SCHERMO OPALE FINO A L. 6,5 m**
  OPAL DIFFUSER UP TO L. 6,5 m

FINITURE
FINISH





P-30 STRIP LED

- **FLESSIBILITÀ DELLE MISURE**
  FLEXIBILITY IN TERMS OF LENGTHS
- **COVER CON PROIETTORI ORIENTABILI MIR 6W (FASCI 20°/40°) O GALA 9W (FASCI 14°/34°) E ALIMENTAZIONE INTEGRATA**
  COVER WITH ADJUSTABLE SPOTLIGHTS MIR 6W (BEAMS 20°/40°) OR GALA 9W (BEAMS 14°/34°) AND INTEGRATED POWER SUPPLY
- **VANO PER PASSAGGIO CAVI PER SOLUZIONI MONOEMISSIONE**
  CABLE PASSAGE COMPARTMENT FOR MONOEMISSION VERSIONS
- **GAMMA DI FLUSSO E TEMPERATURA DI COLORE, RESA CROMATICA FINO A CRI>90**
  OPTIONS ON FLUX AND COLOR TEMPERATURE, COLOR RENDERING UP TO CRI>90
- **SCHERMO OPALE FINO A L. 6,5 m**
  OPAL DIFFUSER UP TO L. 6,5 m



P-30
PCB

Sistema lineare con LED integrati installabile singolo o in fila continua, a plafone, sospensione, incasso o parete.
Sistema provvisto di cablaggio passante per la continuità elettrica in fila continua.
Installabile in continuità con il profilo P-30 PCB SPOT LED.

Stand alone or continuous line system with integrated LED for ceiling, suspended, recessed or wall installation.
System provided of through wiring for electrical continuity in continuous line mounting.
Compatible with P-30 PCB SPOT LED profile.





PROFILO PCB
Profilo in lega di alluminio verniciata a polvere.
Alimentatore elettronico e kit di giunzione inclusi.
Testate terminali, schermi diffusori ed accessori per la sospensione da ordinare a parte.

PCB PROFILE
Profile made of powder coated aluminium alloy.
Electronic driver and junction kit included.
End caps, opal diffusers and kit for suspended installation to be ordered separately.

PROFILO PLAFONE / SOSPENSIONE
Cover superiore inclusa.

CEILING / SUSPENSION MOUNTED PROFILE
Top cover included.

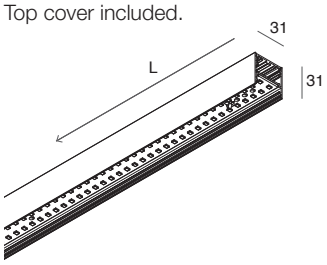

2700K

L (mm)	POWER	CODE	☐	FLUX	■	■	■	FLUX
800	8W	**105891.__**	**01**	941 lm	**02**	**20**	**21**	740 lm
1600	16W	**105892.__**	**01**	1882 lm	**02**	**20**	**21**	1480 lm
2400	24W	**105893.__**	**01**	2824 lm	**02**	**20**	**21**	2221 lm

3000K

L (mm)	POWER	CODE	☐	FLUX	■	■	■	FLUX
800	8W	**105801.__**	**01**	1002 lm	**02**	**20**	**21**	788 lm
1600	16W	**105802.__**	**01**	2003 lm	**02**	**20**	**21**	1575 lm
2400	24W	**105803.__**	**01**	3005 lm	**02**	**20**	**21**	2363 lm

4000K

L (mm)	POWER	CODE	☐	FLUX	■	■	■	FLUX
800	8W	**105804.__**	**01**	1060 lm	**02**	**20**	**21**	834 lm
1600	16W	**105805.__**	**01**	2120 lm	**02**	**20**	**21**	1668 lm
2400	24W	**105806.__**	**01**	3180 lm	**02**	**20**	**21**	2503 lm

PROFILO INCASSO
per cartongesso sp. 12,5 mm
Staffe di installazione incluse

RECESSED MOUNTED PROFILE
for 12,5 mm plasterboard
Installation brackets included

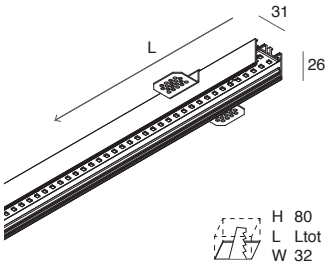

2700K

L (mm)	POWER	CODE	☐	FLUX	■	FLUX
800	8W	**105894.__**	**01**	812 lm	**02**	638 lm
1600	16W	**105895.__**	**01**	1625 lm	**02**	1277 lm
2400	24W	**105896.__**	**01**	2438 lm	**02**	1917 lm

3000K

L (mm)	POWER	CODE	☐	FLUX	■	FLUX
800	8W	**105815.__**	**01**	864 lm	**02**	679 lm
1600	16W	**105816.__**	**01**	1729 lm	**02**	1359 lm
2400	24W	**105817.__**	**01**	2594 lm	**02**	2039 lm

4000K

L (mm)	POWER	CODE	☐	FLUX	■	FLUX
800	8W	**105818.__**	**01**	917 lm	**02**	721 lm
1600	16W	**105819.__**	**01**	1835 lm	**02**	1443 lm
2400	24W	**105820.__**	**01**	2753 lm	**02**	2166 lm

PROFILO PARETE
Installabile a luce diretta o indiretta.
Cover superiore e staffe per installazione a parete incluse.

WALL MOUNTED PROFILE
Foe direct or indirect light emission.
Cover top and brackets included.
Wall installation brackets included

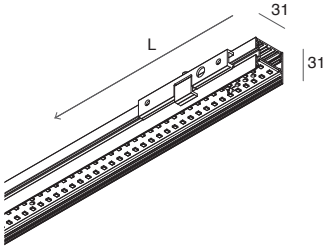

2700K

L (mm)	POWER	CODE	☐	FLUX	■	■	■	FLUX
800	8W	**105897.__**	**01**	941 lm	**02**	**20**	**21**	740 lm
1600	16W	**105898.__**	**01**	1882 lm	**02**	**20**	**21**	1480 lm
2400	24W	**105899.__**	**01**	2824 lm	**02**	**20**	**21**	2221 lm

3000K

L (mm)	POWER	CODE	☐	FLUX	■	■	■	FLUX
800	8W	**105829.__**	**01**	1002 lm	**02**	**20**	**21**	788 lm
1600	16W	**105830.__**	**01**	2003 lm	**02**	**20**	**21**	1575 lm
2400	24W	**105831.__**	**01**	3005 lm	**02**	**20**	**21**	2363 lm

4000K

L (mm)	POWER	CODE	☐	FLUX	■	■	■	FLUX
800	8W	**105832.__**	**01**	1060 lm	**02**	**20**	**21**	834 lm
1600	16W	**105833.__**	**01**	2120 lm	**02**	**20**	**21**	1668 lm
2400	24W	**105834.__**	**01**	3180 lm	**02**	**20**	**21**	2503 lm

P-30
PCB
SPOT LED MIR

Sistema lineare con SPOT LED integrati installabile singolo o in fila continua, a plafone, sospensione o incasso. Installabile in continuità con il profilo P-30 PCB.

Stand alone or continuous line system with integrated LED SPOTS for ceiling, suspended or recessed installation. Compatible with P-30 PCB profile.





IP 20 · CRI >90 · 220-240V 50/60Hz · GRUPPO 1 · 5 anni years · MADE IN ITALY · C.A.M. Edilizia

PROFILO SPOT LED MIR
Profilo in lega di alluminio verniciata a polvere, proiettore orientabile in lega di alluminio pressofuso verniciato a polvere e riflettori satinati neri.
Alimentatore elettronico e kit di giunzione inclusi.
Testate terminali ed accessori per la sospensione da ordinare a parte.

SPOT LED MIR PROFILE
Profile made of powder coated aluminium alloy, adjustable spot made of die-cast aluminium alloy and black satin optics. Electronic driver and junction kit included.
End caps and kit for suspended installation to be ordered separately.

PROFILO PLAFONE / SOSPENSIONE
Completo di cover superiore e cover inferiore con spot.

CEILING / SUSPENSION MOUNTED PROFILE
Top cover and bottom cover with spotlights included.

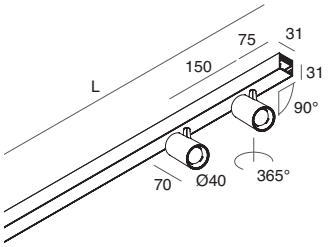

2 SPOT MIR

2700K

L (mm)	POWER	BEAM	FLUX	CODE				
800	2x6W	20°	950 lm	**105855.__**	**01**	**02**	**20**	**21**
800	2x6W	40°	970 lm	**105856.__**	**01**	**02**	**20**	**21**

3000K

L (mm)	POWER	BEAM	FLUX	CODE				
800	2x6W	20°	950 lm	**105857.__**	**01**	**02**	**20**	**21**
800	2x6W	40°	970 lm	**105858.__**	**01**	**02**	**20**	**21**

4000K

L (mm)	POWER	BEAM	FLUX	CODE				
800	2x6W	20°	1054 lm	**105859.__**	**01**	**02**	**20**	**21**
800	2x6W	40°	1078 lm	**105860.__**	**01**	**02**	**20**	**21**

4 SPOT MIR

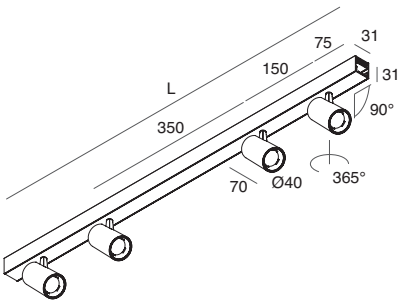

2700K

L (mm)	POWER	BEAM	FLUX	CODE				
800	4x6W	20°	1900 lm	**105861.__**	**01**	**02**	**20**	**21**
800	4x6W	40°	1940 lm	**105862.__**	**01**	**02**	**20**	**21**

3000K

L (mm)	POWER	BEAM	FLUX	CODE				
800	4x6W	20°	1900 lm	**105863.__**	**01**	**02**	**20**	**21**
800	4x6W	40°	1940 lm	**105864.__**	**01**	**02**	**20**	**21**

4000K

L (mm)	POWER	BEAM	FLUX	CODE				
800	4x6W	20°	2108 lm	**105865.__**	**01**	**02**	**20**	**21**
800	4x6W	40°	2156 lm	**105866.__**	**01**	**02**	**20**	**21**

PROFILO INCASSO **2 SPOT MIR**
per cartongesso sp. 12,5 mm.
Staffe di installazione incluse.

RECESSED MOUNTING PROFILE
for 12,5mm plastrerboard.
Installation brackets included.

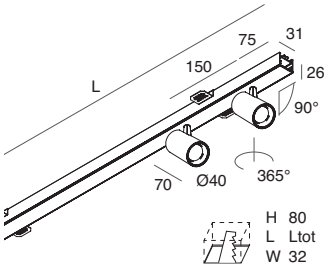

2700K

L (mm)	POWER	BEAM	FLUX	CODE		
800	2x6W	20°	950 lm	**105867.__**	**01**	**02**
800	2x6W	40°	970 lm	**105868.__**	**01**	**02**

3000K

L (mm)	POWER	BEAM	FLUX	CODE		
800	2x6W	20°	950 lm	**105869.__**	**01**	**02**
800	2x6W	40°	970 lm	**105870.__**	**01**	**02**

4000K

L (mm)	POWER	BEAM	FLUX	CODE		
800	2x6W	20°	1054 lm	**105871.__**	**01**	**02**
800	2x6W	40°	1078 lm	**105872.__**	**01**	**02**

4 SPOT MIR

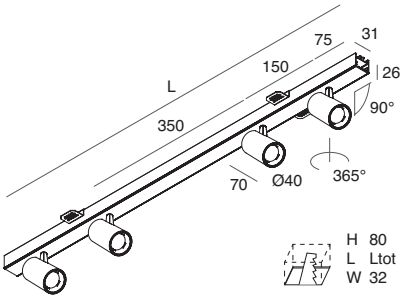

2700K

L (mm)	POWER	BEAM	FLUX	CODE		
800	4x6W	20°	1900 lm	**105873.__**	**01**	**02**
800	4x6W	40°	1940 lm	**105874.__**	**01**	**02**

3000K

L (mm)	POWER	BEAM	FLUX	CODE		
800	4x6W	20°	1900 lm	**105875.__**	**01**	**02**
800	4x6W	40°	1940 lm	**105876.__**	**01**	**02**

4000K

L (mm)	POWER	BEAM	FLUX	CODE		
800	4x6W	20°	2108 lm	**105877.__**	**01**	**02**
800	4x6W	40°	2156 lm	**105878.__**	**01**	**02**

P-30
PCB
SPOT LED GALA

Sistema lineare con SPOT LED integrati installabile singolo o in fila continua, a plafone, sospensione o incasso. Installabile in continuità con il profilo P-30 PCB.

Stand alone or continuous line system with integrated LED SPOTS for ceiling, suspended or recessed installation. Compatible with P-30 PCB profile.





IP 20 · CRI >90 · 220-240V 50/60Hz · 5 anni years · MADE IN ITALY · C.A.M. Edilizia

PROFILO SPOT LED GALA
Profilo in lega di alluminio verniciata a polvere, proiettore orientabile in lega di alluminio pressofuso verniciato a polvere e lente in policarbonato. Alimentatore elettronico e kit di giunzione inclusi.
Testate terminali ed accessori per la sospensione da ordinare a parte.

SPOT LED GALA PROFILE
Profile made of powder coated aluminium alloy, adjustable spot made of powder coated aluminium alloy and lens in polycarbonate. Electronic driver and junction kit included.
End caps and kit for suspended installation to be ordered separately.

PROFILO PLAFONE / SOSPENSIONE
Completo di cover superiore e cover inferiore con spot.

CEILING / SUSPENSION MOUNTED PROFILE
Top cover and bottom cover with spotlights included.

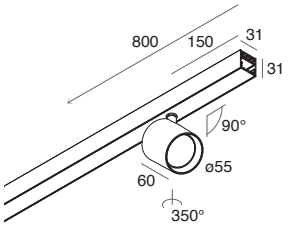

1 SPOT GALA

2700K

L (mm)	POWER	BEAM	FLUX	CODE				
800	9W	14°	821 lm	**1058A0.__**	**01**	**02**	**20**	**21**
800	9W	34°	864 lm	**1058A1.__**	**01**	**02**	**20**	**21**

3000K

L (mm)	POWER	BEAM	FLUX	CODE				
800	9W	14°	856 lm	**1058A2.__**	**01**	**02**	**20**	**21**
800	9W	34°	901 lm	**1058A3.__**	**01**	**02**	**20**	**21**

4000K

L (mm)	POWER	BEAM	FLUX	CODE				
800	9W	14°	941 lm	**1058A4.__**	**01**	**02**	**20**	**21**
800	9W	34°	991 lm	**1058A5.__**	**01**	**02**	**20**	**21**

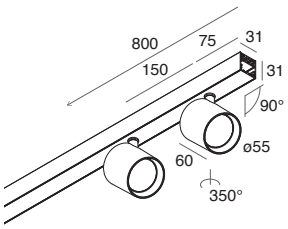

2 SPOT GALA

2700K

L (mm)	POWER	BEAM	FLUX	CODE				
800	2x9W	14°	1643 lm	**1058A6.__**	**01**	**02**	**20**	**21**
800	2x9W	34°	1729 lm	**1058A7.__**	**01**	**02**	**20**	**21**

3000K

L (mm)	POWER	BEAM	FLUX	CODE				
800	2x9W	14°	1712 lm	**105811.__**	**01**	**02**	**20**	**21**
800	2x9W	34°	1802 lm	**105812.__**	**01**	**02**	**20**	**21**

4000K

L (mm)	POWER	BEAM	FLUX	CODE				
800	2x9W	14°	1883 lm	**105813.__**	**01**	**02**	**20**	**21**
800	2x9W	34°	1982 lm	**105814.__**	**01**	**02**	**20**	**21**

PROFILO INCASSO
per cartongesso sp. 12,5 mm.
Staffe di installazione incluse.

RECESSED MOUNTING PROFILE
for 12,5mm plastrerboard.
Installation brackets included.

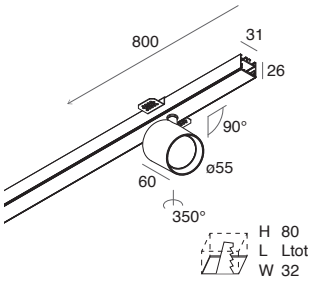

1 SPOT GALA

2700K

L (mm)	POWER	BEAM	FLUX	CODE		
800	9W	14°	821 lm	**1058A8.__**	**01**	**02**
800	9W	34°	864 lm	**1058A9.__**	**01**	**02**

3000K

L (mm)	POWER	BEAM	FLUX	CODE		
800	9W	14°	856 lm	**1058B0.__**	**01**	**02**
800	9W	34°	901 lm	**1058B1.__**	**01**	**02**

4000K

L (mm)	POWER	BEAM	FLUX	CODE		
800	9W	14°	941 lm	**1058B2.__**	**01**	**02**
800	9W	34°	991 lm	**1058B3.__**	**01**	**02**

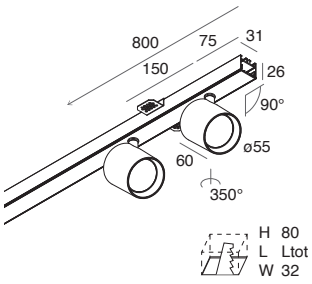

2 SPOT GALA

2700K

L (mm)	POWER	BEAM	FLUX	CODE		
800	2x9W	14°	1643 lm	**1058B4.__**	**01**	**02**
800	2x9W	34°	1729 lm	**1058B5.__**	**01**	**02**

3000K

L (mm)	POWER	BEAM	FLUX	CODE		
800	2x9W	14°	1712 lm	**105825.__**	**01**	**02**
800	2x9W	34°	1802 lm	**105826.__**	**01**	**02**

4000K

L (mm)	POWER	BEAM	FLUX	CODE		
800	2x9W	14°	1883 lm	**105827.__**	**01**	**02**
800	2x9W	34°	1982 lm	**105828.__**	**01**	**02**

P-30 PCB

ACCESSORI PER INSTALLAZIONE A PLAFONE / SOSPENSIONE / PARETE
ACCESSORIES FOR CEILING / SUSPENSION / WALL MOUNTING

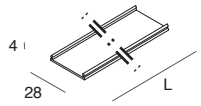

SCHERMO DIFFUSORE
ad incastro a filo

FLUSH DIFFUSER

CODE	L (mm)
103360.99	800
103313.99	1600
103314.99	2400
* **103315.99**	6500

* Schermo 6,5m consigliato per installazioni in fila continua
6,5m screen recommended for continuous line installations

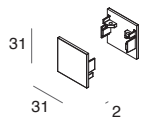

TESTATE TERMINALI (2 pz.)

END CAPS (2 pcs)

CODE	☐	■	■	■
103361.__	**01**	**02**	**20**	**21**

NEW

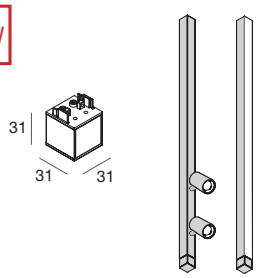

TESTATA DI SUPPORTO
PER INSTALLAZIONE
VERTICALE A PARETE
Da prevedere obbligatoriamente
nella parte inferiore del profilo
se installato verticalmente a parete.

SUPPORT END CAP FOR VERTICAL
WALL MOUNTING
To be provided compulsorily on the
lower side of the profile, if mounted
vertically on the wall.

CODE	☐	■	■	■
1058D8.__	**01**	**02**	**20**	**21**

IP 40

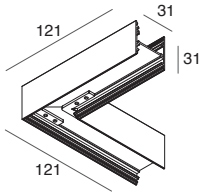

GIUNTO a L
kit di giunzione incluso.
Profili di chiusura da ordinare a parte.

L JUNCTION
junction kit included.
Cover profiles to be ordered separately.

CODE	☐	■	■	■
103327.__	**01**	**02**	**20**	**21**

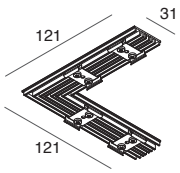

PROFILO DI CHIUSURA
per GIUNTO a L
molle incluse.

L JUNCTION COVER
springs included.

CODE	☐	■	■	■
103329.__	**01**	**02**	**20**	**21**

IP 40

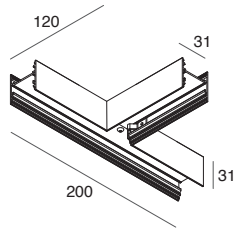

GIUNTO a T
kit di giunzione incluso.
Profili di chiusura da ordinare a parte.

T JUNCTION
junction kit included.
Cover profiles to be ordered separately.

CODE	☐	■	■	■
103331.__	**01**	**02**	**20**	**21**

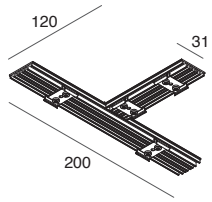

PROFILO DI CHIUSURA
per GIUNTO a T
molle incluse.

T JUNCTION COVER
springs included.

CODE	☐	■	■	■
103333.__	**01**	**02**	**20**	**21**

P-30 PCB

ACCESSORI PER INSTALLAZIONE A SOSPENSIONE
ACCESSORIES FOR SUSPENSION MOUNTING



CAVO DI SOSPENSIONE (1 pz.)
in acciaio, regolabile.
Prevedere 3 pz. per profili L 2400 mm.

SUSPENSION CABLE (1 pc)
adjustable, made of steel.
Provide 3 pcs for profiles L 2400 mm.

CODE	L (mm)
103318.99	1200

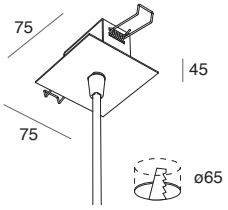

KIT DI ALIMENTAZIONE PER SOSPENSIONE
Rosone ad incasso in controsoffitto di spessore da 5 a 15 mm. Cavo con guaina in tinta per bianco o nero e trasparente per caffè e cappuccino.

POWER SUPPLY FOR SUSPENSION
Recessed ceiling mounted canopy for thickness from 5 up to 15 mm. Cable with matching sheath for white or black and transparent for caffè e cappuccino.

CODE	☐	■	■	■	L (mm)	Cavo / Cable (mm²)
103319.__	**01**	**02**	**20**	**21**	1200	3x0,75

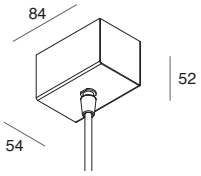

KIT DI ALIMENTAZIONE PER SOSPENSIONE
Rosone a plafone.
Cavo con guaina in tinta per bianco o nero e trasparente per caffè e cappuccino.

POWER SUPPLY FOR SUSPENSION
Ceiling mounted canopy.
Cable with matching sheath for white or black and transparent for caffè e cappuccino.

CODE	☐	■	■	■	L (mm)	Cavo / Cable (mm²)
103320.__	**01**	**02**	**20**	**21**	1200	3x0,75

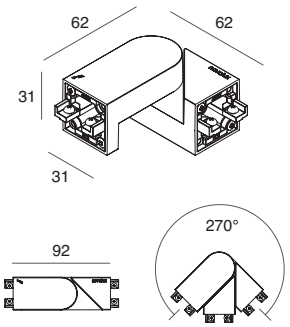

GIUNTO SNODATO
per composizioni a sospensione.

ADJUSTABLE JUNCTION
for suspended compositions.

CODE	☐	■	■	■	Cavo / Cable
105853.__	**01**	**02**	**20**	**21**	3x1,5
105854.__	**01**	**02**	**20**	**21**	Senza cavo - Without cable

Esempio COMPOSIZIONE
rotazione verso l'alto + rotazione destra

COMPOSITION example
upward rotation + right rotation

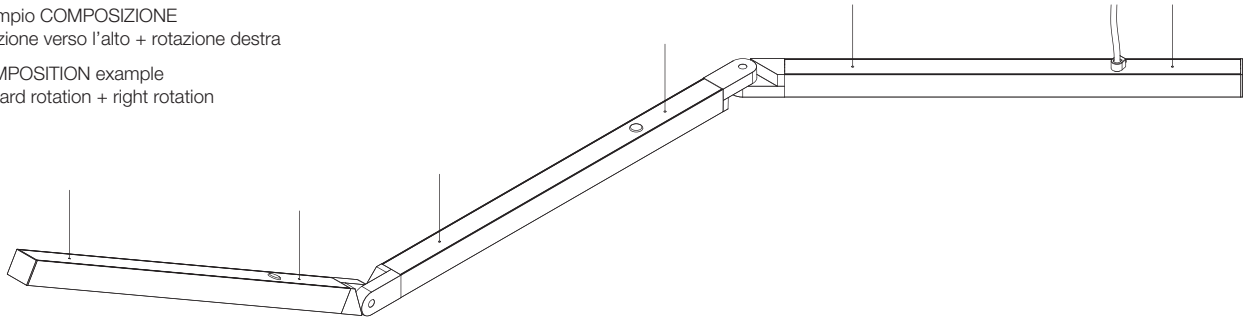

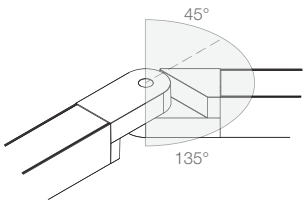

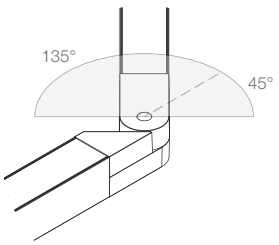

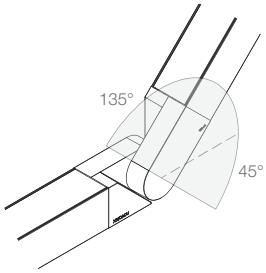

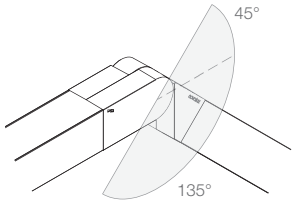

P-30 PCB

ACCESSORI PER INSTALLAZIONE AD INCASSO
ACCESSORIES FOR RECESSED MOUNTED

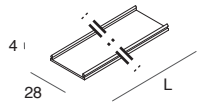

SCHERMO DIFFUSORE
ad incastro a filo

FLUSH DIFFUSER

CODE	L (mm)
103360.99	800
103313.99	1600
103314.99	2400
* **103315.99**	6500

* Schermo 6,5m consigliato per installazioni in fila continua
6,5m screen recommended for continuous line installations

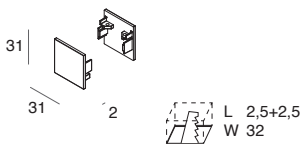

TESTATE TERMINALI (2 pz.)

END CAPS (2 pcs)

CODE	☐	■
103316.__	**01**	**02**

IP 40

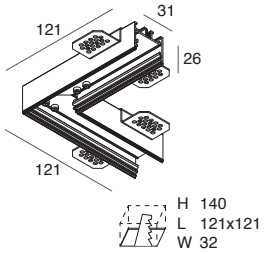

GIUNTO a L
per cartongesso di spessore 12,5 mm
kit di giunzione incluso.
Profili di chiusura da ordinare a parte.

L JUNCTION
for 12,5mm plasterboard, junction kit included.
Cover profiles to be ordered separately.

CODE	☐	■
103328.__	**01**	**02**

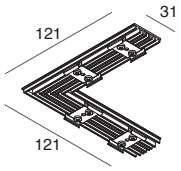

PROFILO DI CHIUSURA
per GIUNTO a L
molle incluse

L JUNCTION COVER
springs included

CODE	☐	■
103329.__	**01**	**02**

IP 40

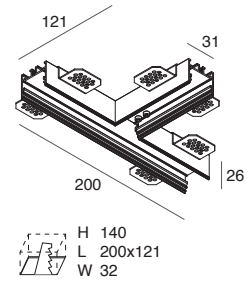

GIUNTO a T
per cartongesso di spessore 12,5 mm
kit di giunzione incluso.
Profili di chiusura da ordinare a parte.

T JUNCTION
for 12,5 mm plasterboard, junction kit included.
Cover profiles to be ordered separately.

CODE	☐	■
103332.__	**01**	**02**

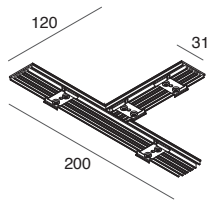

PROFILO DI CHIUSURA
per GIUNTO a T
molle incluse

T JUNCTION COVER
springs included

CODE	☐	■
103333.__	**01**	**02**



P-30
STRIP LED

Sistema LED lineare installabile singolo o in fila continua,
a plafone, sospensione, incasso o parete,
componibile con strip LED, COVER SPOT LED o cover cieca.

Stand alone or continuous line LED system for ceiling,
suspended, recessed or wall installation.
to be completed with strip LED, COVER SPOT LED, or blind cover.





PROFILO
Profilo in lega di alluminio verniciata a polvere tagliabile a misura in opera. Kit di giunzione incluso. Schermo opale/profilo di chiusura/cover spot LED, testate terminali, accessori per la sospensione,
Strip LED ed alimentatore elettronico remoto da ordinare a parte.

PROFILE
Profile made of powder coated aluminium alloy, cuttable to measure on site. Included junction kit. Diffuser/cover profile/spot LED cover, end caps, kit for suspended installation, Strip LED and remore electronic driver to be ordered separately.

IP 40 · 220-240V 50/60Hz · 5 anni years · MADE IN ITALY

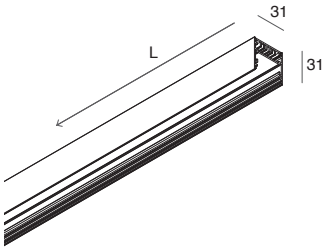

PROFILO PLAFONE / SOSPENSIONE
Cover superiore inclusa.
Installabile max 1 strip LED.

CEILING / SUSPENSION MOUNTED PROFILE
Top cover included.
Max 1 strip LED can be placed.

CODE	☐	■	■	■	L (mm)
105835.__	**01**	**02**	**20**	**21**	800
105836.__	**01**	**02**	**20**	**21**	1600
105837.__	**01**	**02**	**20**	**21**	2400

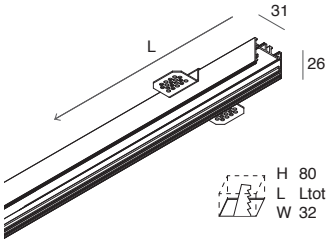

PROFILO INCASSO
per cartongesso sp. 12,5 mm.
Staffe di installazione incluse.
Installabile max 1 strip LED.

RECESSED MOUNTED PROFILE
for 12,5 mm plasterboard.
Installation brackets included.
Max 1 strip LED can be placed.

CODE	☐	■	L (mm)
105838.__	**01**	**02**	800
105839.__	**01**	**02**	1600
105840.__	**01**	**02**	2400

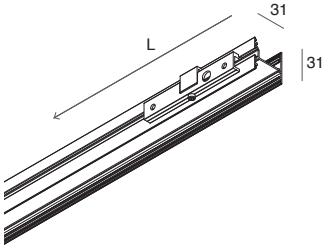

PROFILO PARETE
Installabile a luce diretta e/o indiretta. Staffe incluse, cover cieca e/o diffusore da ordinare a parte. Installabili max 1 strip LED per ciascun vano ottico.

WALL MOUNTED PROFILE
Can be installed with direct and/or indirect light. Brackets included, cover profile and/or diffuser to be ordered separately.
Max 1 strip LED for each optical compartment.

CODE	☐	■	■	■	L (mm)
105849.__	**01**	**02**	**20**	**21**	800
105850.__	**01**	**02**	**20**	**21**	1600
105851.__	**01**	**02**	**20**	**21**	2400


MARIA TELKENS

P-30
STRIP LED
SPOT MIR





COVER SPOT LED MIR
Da associare al profilo vuoto per strip LED. Non idoneo per profilo a parete.
Profilo in lega di alluminio verniciata a polvere, proiettori orientabili in lega di alluminio pressofuso verniciati a polvere e riflettori satinati neri. Alimentatore elettronico incluso.
Profilo P-30 STRIP LED, testate terminali ed accessori per la sospensione da ordinare a parte.

SPOT LED MIR COVER
To be associated with empty profile for strip LED. Not suitable for wall-mounting profile.
Profile made of powder coated aluminium alloy, adjustable spot made of die-cast aluminium alloy and black satin optics. Electronic driver included.
P-30 STRIP LED profile, end caps and kit for suspended installation to be ordered separately.

IP 20 · CRI >90 · 220-240V 50/60Hz · GRUPPO 1 · 5 anni years · MADE IN ITALY · C.A.M. Edilizia

2 SPOT MIR

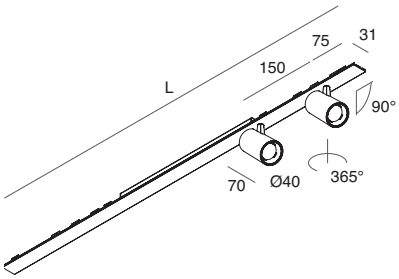

2700K

L (mm)	POWER	BEAM	FLUX	CODE				
800	2x6W	20°	950 lm	**105879.__**	**01**	**02**	**20**	**21**
800	2x6W	40°	970 lm	**105880.__**	**01**	**02**	**20**	**21**

3000K

L (mm)	POWER	BEAM	FLUX	CODE				
800	2x6W	20°	950 lm	**105881.__**	**01**	**02**	**20**	**21**
800	2x6W	40°	970 lm	**105882.__**	**01**	**02**	**20**	**21**

4000K

L (mm)	POWER	BEAM	FLUX	CODE				
800	2x6W	20°	1054 lm	**105883.__**	**01**	**02**	**20**	**21**
800	2x6W	40°	1078 lm	**105884.__**	**01**	**02**	**20**	**21**

4 SPOT MIR

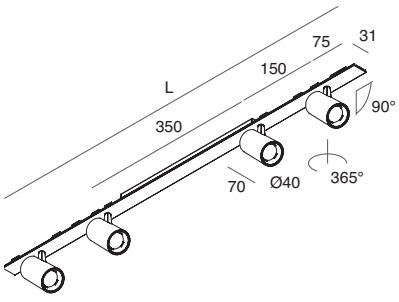

2700K

L (mm)	POWER	BEAM	FLUX	CODE				
800	4x6W	20°	1900 lm	**105885.__**	**01**	**02**	**20**	**21**
800	4x6W	40°	1940 lm	**105886.__**	**01**	**02**	**20**	**21**

3000K

L (mm)	POWER	BEAM	FLUX	CODE				
800	4x6W	20°	1900 lm	**105887.__**	**01**	**02**	**20**	**21**
800	4x6W	40°	1940 lm	**105888.__**	**01**	**02**	**20**	**21**

4000K

L (mm)	POWER	BEAM	FLUX	CODE				
800	4x6W	20°	2108 lm	**105889.__**	**01**	**02**	**20**	**21**
800	4x6W	40°	2156 lm	**105890.__**	**01**	**02**	**20**	**21**

P-30
STRIP LED
SPOT GALA





COVER SPOT LED GALA
Da associare al profilo vuoto per strip LED. Non idoneo per profilo a parete.
Profilo in lega di alluminio verniciata a polvere, proiettore orientabile in lega di alluminio pressofuso verniciato a polvere e lente in policaronato.
Alimentatore elettronico e kit di giunzione inclusi.
Testate terminali ed accessori per la sospensione da ordinare a parte.

SPOT LED GALA COVER
To be associated with empty profile for strip LED.
Not suitable for wall-mounting profile.
Profile made of powder coated aluminium alloy, adjustable spot made of die-cast aluminium alloy and lens in polycarbonate.
Electronic driver and junction kit included.
End caps and kit for suspended installation to be ordered separately.

IP 20 · CRI >90 · 220-240V 50/60Hz · GRUPPO 1 RISCHIO · 5 anni years · MADE IN ITALY · C.A.M. Edilizia

---

1 SPOT GALA

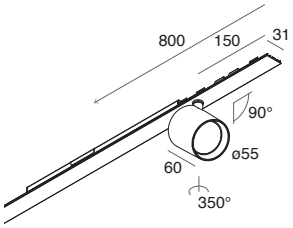

2700K

L (mm)	POWER	BEAM	FLUX	CODE				
800	9W	14°	821 lm	**1058B6.__**	**01**	**02**	**20**	**21**
800	9W	34°	864 lm	**1058B7.__**	**01**	**02**	**20**	**21**

3000K

L (mm)	POWER	BEAM	FLUX	CODE				
800	9W	14°	856 lm	**1058B8.__**	**01**	**02**	**20**	**21**
800	9W	34°	901 lm	**1058B9.__**	**01**	**02**	**20**	**21**

4000K

L (mm)	POWER	BEAM	FLUX	CODE				
800	9W	14°	901 lm	**1058C0.__**	**01**	**02**	**20**	**21**
800	9W	34°	991 lm	**1058C1.__**	**01**	**02**	**20**	**21**

2 SPOT GALA

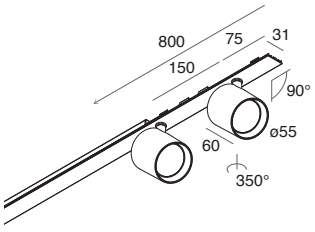

2700K

L (mm)	POWER	BEAM	FLUX	CODE				
800	2X9W	14°	1642 lm	**1058C2.__**	**01**	**02**	**20**	**21**
800	2X9W	34°	1728 lm	**1058C3.__**	**01**	**02**	**20**	**21**

3000K

L (mm)	POWER	BEAM	FLUX	CODE				
800	2X9W	14°	1712 lm	**105845.__**	**01**	**02**	**20**	**21**
800	2X9W	34°	1802 lm	**105846.__**	**01**	**02**	**20**	**21**

4000K

L (mm)	POWER	BEAM	FLUX	CODE				
800	2X9W	14°	1883 lm	**105847.__**	**01**	**02**	**20**	**21**
800	2X9W	34°	1982 lm	**105848.__**	**01**	**02**	**20**	**21**

P-30 STRIP LED

ACCESSORI
ACCESSORIES

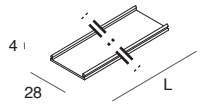

SCHERMO DIFFUSORE
ad incastro a filo

FLUSH DIFFUSER

CODE	L (mm)
103360.99	800
103313.99	1600
103314.99	2400
* **103315.99**	6500

* Schermo 6,5m consigliato per installazioni in fila continua
6,5m screen recommended for continuous line installations

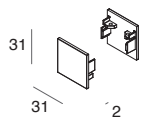

TESTATE TERMINALI (2 pz.)

END CAPS (2 pcs)

CODE	□	■	■	■
103316.__	**01**	**02**	**20**	**21**

NEW

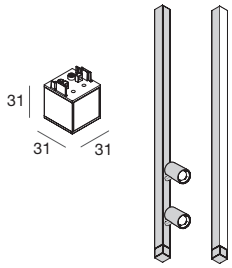

TESTATA DI SUPPORTO
PER INSTALLAZIONE
VERTICALE A PARETE
Da prevedere obbligatoriamente
nella parte inferiore del profilo
se installato verticalmente a parete.

SUPPORT END CAP FOR VERTICAL
WALL MOUNTING
To be provided compulsorily on the
lower side of the profile, if mounted
vertically on the wall.

CODE	□	■	■	■
1058D8.__	**01**	**02**	**20**	**21**

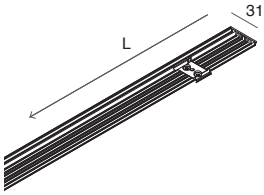

PROFILO DI CHIUSURA
molle incluse.

COVER PROFILE
springs included.

CODE	□	■	■	■	L (mm)
103363.__	**01**	**02**	**20**	**21**	800
103324.__	**01**	**02**	**20**	**21**	1600
103325.__	**01**	**02**	**20**	**21**	2400

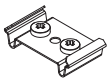

MOLLA PER PROFILO DI CHIUSURA
da prevedere in caso di taglio in opera del
profilo e riutilizzo della parte rimanente.

SPRING FOR COVER PROFILE
to be used when a profile is cut on site
and the remaining part is reused.

CODE
103326.99

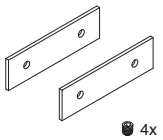

KIT DI GIUNZIONE
da prevedere in caso di taglio in opera del
profilo e riutilizzo della parte rimanente.

SPRING FOR COVER PROFILE
to be used when a profile is cut on site
and the remaining part is reused.

CODE
103317.99

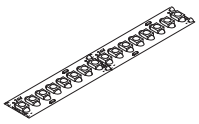

STRIP LED
Pag. 422

Per ottenere uniformità di luminanza nelle
installazioni con schermo a vista utilizzare strip
LED 19,2W/m, 22W/m, 8,8W/m (24Vdc),
o 17W/m (48Vdc).
Installabile una sola strip LED per lato.

To achieve luminance uniformity, when installed
with clearly visible diffusors, the strip LED to be
used is 19,2W/m, 22W/m, 8,8W/m (24Vdc), or
17W/m (48Vdc).Max 1 strip LED can be placed
for each side.

P-30 STRIP LED

ACCESSORI PER INSTALLAZIONE AD INCASSO
ACCESSORIES FOR RECESSED MOUNTED

IP 40

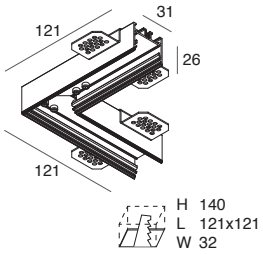

GIUNTO a L
per cartongesso di spessore 12,5 mm,
kit di giunzione incluso.
Prevedere 100 mm di strip LED per ogni lato.
Schermi opali e profili di chiusura da ordinare a parte.

L JUNCTION
for 12,5mm plasterboard, junction kit included.
Provide 100 mm of strip LED per each side.
Opal diffuser and cover profiles to be ordered separately.

CODE ☐ ■

103328.__ 01 02

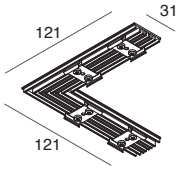

PROFILO DI CHIUSURA
per GIUNTO a L
molle incluse.

L JUNCTION COVER
springs included.

CODE ☐ ■

103329.__ 01 02

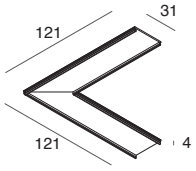

SCHERMO OPALE
per GIUNTO a L ad incastro a filo

FLUSH DIFFUSER
for L JUNCTION

CODE

103330.99

IP 40

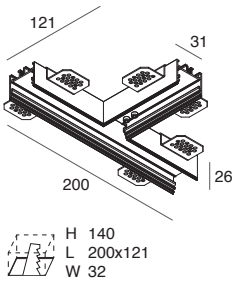

GIUNTO a T
per cartongesso di spessore 12,5 mm,
kit di giunzione incluso.
Prevedere 200 mm + 100 mm di strip LED.
Schermi opali e profili di chiusura da ordinare a parte.

T JUNCTION
for 12,5 mm plasterboard, junction kit included.
Provide 200 mm + 100 mm of strip LED.
Opal diffusers and cover profiles to be ordered separately.

CODE ☐ ■

103332.__ 01 02

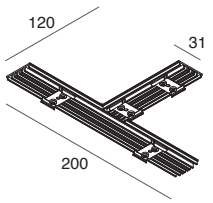

PROFILO DI CHIUSURA
per GIUNTO a T
molle incluse.

T JUNCTION COVER
springs included.

CODE ☐ ■

103333.__ 01 02

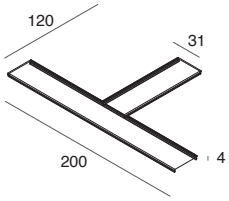

SCHERMO OPALE
per GIUNTO a T ad incastro a filo

FLUSH DIFFUSER
for T JUNCTION

CODE

103334.99

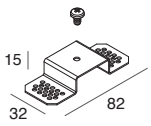

STAFFA PER INCASSO (1 pz.)
da prevedere in caso di taglio in opera del profilo e riutilizzo della parte rimanente.
Prevedere 2 pz per ogni tratto.

RECESSED MOUNTED BRACKET (1 pc)
to be used when a profile is cut on site and the remaining part is reused.
2 pcs required per each portion.

CODE

103359.99

P-30 STRIP LED

ACCESSORI PER INSTALLAZIONE A PLAFONE / SOSPENSIONE
ACCESSORIES FOR CEILING / SUSPENSION MOUNTING

IP 40

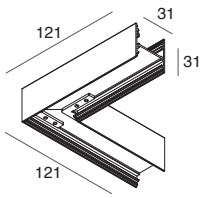

GIUNTO a L
kit di giunzione incluso.
Prevedere 100 mm di strip LED per ogni lato.
Schermi opali e profili di chiusura da ordinare a parte.

L JUNCTION
junction kit included.
Provide 100 mm of strip LED per each side.
Opal diffusers and cover profiles to be ordered separately.

CODE	☐	■	■	■
103327.__	**01**	**02**	**20**	**21**

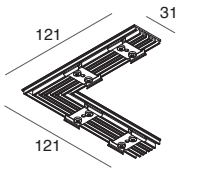

PROFILO DI CHIUSURA
per GIUNTO a L
molle incluse.

L JUNCTION COVER
springs included.

CODE	☐	■	■	■
103329.__	**01**	**02**	**20**	**21**

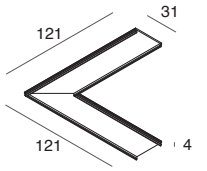

SCHERMO OPALE per GIUNTO a L
ad incastro a filo

FLUSH DIFFUSER
for L JUNCTION

CODE	
103330.99	

IP 40

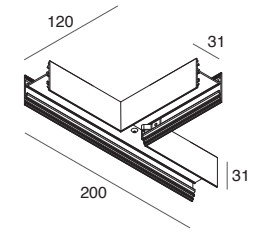

GIUNTO a T
kit di giunzione incluso.
Prevedere 200 mm + 100 mm di strip LED
Schermi opali e profili di chiusura da ordinare a parte.

T JUNCTION
for 12,5 mm plasterboard, junction kit included.
Provide 200 mm + 100 mm of strip LED.
Opal diffusers and cover profiles to be ordered separately.

CODE	☐	■	■	■
103331.__	**01**	**02**	**20**	**21**

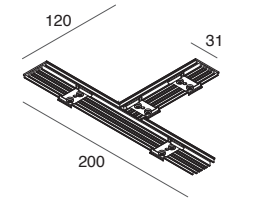

PROFILO DI CHIUSURA
per GIUNTO a T
molle incluse.

T JUNCTION COVER
springs included.

CODE	☐	■	■	■
103333.__	**01**	**02**	**20**	**21**

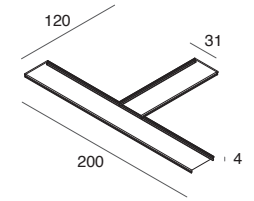

SCHERMO OPALE
per GIUNTO a T ad incastro a filo

FLUSH DIFFUSER
for T JUNCTION

CODE	
103334.99	

P-30 STRIP LED

ACCESSORI PER INSTALLAZIONE A SOSPENSIONE
ACCESSORIES FOR SUSPENSION MOUNTING

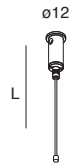

CAVO DI SOSPENSIONE (1 pz)
in acciaio, regolabile.
Prevedere 3 pz. per profili superiori a L 1600 mm.

SUSPENSION CABLE (1 pc)
adjustable, made of steel.
3 pcs required for profiles over L 1600 mm.

CODE	L (mm)
103318.99	1200

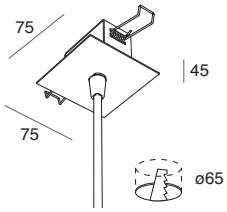

KIT DI ALIMENTAZIONE
PER SOSPENSIONE
Rosone ad incasso in controsoffitto di spessore da 5 a 15 mm.
Cavo con guaina in tinta per bianco o nero e trasparente per caffè e cappuccino.

POWER SUPPLY FOR SUSPENSION
Recessed ceiling mounted canopy for thickness from 5 up to 15 mm.
Cable with matching sheath for white or black and transparent for caffè e cappuccino.

CODE	☐	■	■	■	L (mm)	Cavo / Cable (mm²)
103365.__	**01**	**02**	**20**	**21**	1200	2x1,5

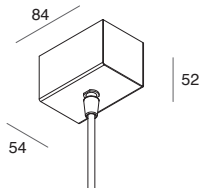

KIT DI ALIMENTAZIONE
PER SOSPENSIONE
Rosone a plafone.
Cavo con guaina in tinta per bianco o nero e trasparente per caffè e cappuccino.

POWER SUPPLY FOR SUSPENSION
Ceiling mounted canopy.
Cable with matching sheath for white or black and transparent for caffè e cappuccino.

CODE	☐	■	■	■	L (mm)	Cavo / Cable (mm²)
103366.__	**01**	**02**	**20**	**21**	1200	2x1,5

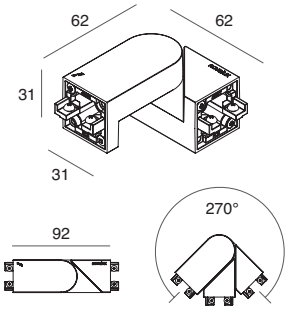

GIUNTO SNODATO
per composizioni a sospensione.

ADJUSTABLE JUNCTION
for suspended compositions.

Vedi schema per composizioni con giunto snodato a pag. 169

See scheme for compositions with adjustable junction page 169

CODE	☐	■	■	■	Cavo / Cable
105853.__	**01**	**02**	**20**	**21**	3x1,5
105854.__	**01**	**02**	**20**	**21**	Senza cavo - Without cable

P-30 STRIP LED

ACCESSORI PER INSTALLAZIONE A PARETE
ACCESSORIES FOR WALL MOUNTED

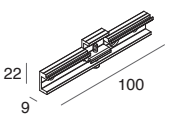

STAFFA A PARETE (1 pz)
da prevedere in caso di taglio in opera del profilo per parete e riutilizzo della parte rimanente.
Prevedere 2 pz per ogni tratto.

WALL BRACKET (1 pc)
to be used when a wall mounting profile is cut on site and the remaining part is reused.
2 pcs required per each portion.

CODE	☐	■	■	■
103323.__	**01**	**02**	**20**	**21**

P-30 STRIP LED

DRIVER BOX

NEW

IP 20

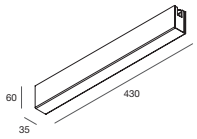

BOX PER P-30 A PLAFONE
INIZIO LINEA
CON ALIMENTAZIONE INTEGRATA 100W
Box a plafone.

BOX FOR CEILING MOUNTED P-30
START-OF-LINE
WITH INTEGRATED DRIVER 100W
Ceiling box.

CODE	☐	■	■	■	POWER	A (mm)	H (mm)	L (mm)
1058C9._ _	**01**	**02**	**20**	**21**	100W	35	60	430

IP 20

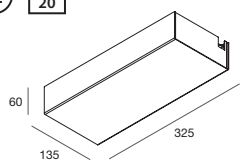

BOX PER P-30 A PLAFONE
INIZIO LINEA
CON ALIMENTAZIONE INTEGRATA 320W
Box a plafone.

BOX FOR CEILING MOUNTED P-30
START-OF-LINE
WITH INTEGRATED DRIVER 320W
Ceiling box.

CODE	☐	■	■	■	POWER	A (mm)	H (mm)	L (mm)
1058D2._ _	**01**	**02**	**20**	**21**	320W	135	60	325

IP 20 | DALI | PUSH | 0-10V | 1-10V

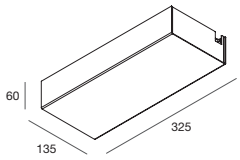

BOX PER P-30 A PLAFONE
INIZIO LINEA
CON ALIMENTAZIONE INTEGRATA
DIMMERABILE 150W
Box a plafone.

BOX FOR CEILING MOUNTED P-30
START-OF-LINE
WITH INTEGRATED DIMMABLE DRIVER
150W
Ceiling box.

CODE	☐	■	■	■	POWER	A (mm)	H (mm)	L (mm)
1058D5._ _	**01**	**02**	**20**	**21**	150W	135	60	325

IP 20

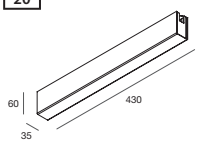

BOX PER P-30 A PLAFONE
CENTRALE
CON ALIMENTAZIONE INTEGRATA 100W
Box a plafone.

BOX FOR CEILING MOUNTED P-30
MID-LINE
WITH INTEGRATED DRIVER 100W
Ceiling box.

CODE	☐	■	■	■	POWER	A (mm)	H (mm)	L (mm)
1058D0._ _	**01**	**02**	**20**	**21**	100W	35	60	430

IP 20

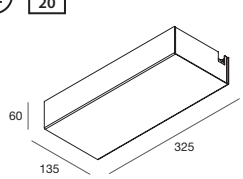

BOX PER P-30 A PLAFONE
CENTRALE
CON ALIMENTAZIONE INTEGRATA 320W
Box a plafone.

BOX FOR CEILING MOUNTED P-30
MID-LINE
WITH INTEGRATED DRIVER 320W
Ceiling box.

CODE	☐	■	■	■	POWER	A (mm)	H (mm)	L (mm)
1058D3._ _	**01**	**02**	**20**	**21**	320W	135	60	325

IP 20 | DALI | PUSH | 0-10V | 1-10V

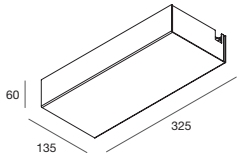

BOX PER P-30 A PLAFONE
CENTRALE
CON ALIMENTAZIONE INTEGRATA
DIMMERABILE 150W
Box a plafone.

BOX FOR CEILING MOUNTED P-30
MID-LINE
WITH INTEGRATED DIMMABLE
DRIVER 150W
Ceiling box.

CODE	☐	■	■	■	POWER	A (mm)	H (mm)	L (mm)
1058D6._ _	**01**	**02**	**20**	**21**	150W	135	60	325

P-30 STRIP LED

DRIVER BOX

IP 20

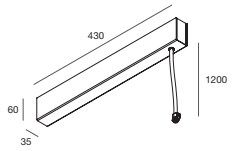

BOX PER P-30 A SOSPENSIONE
CON ALIMENTAZIONE INTEGRATA 100W
Box a plafone. Cavo 2x1,5mm^2
con guaina in tinta per bianco e nero
e trasparente per caffè e cappuccino.

BOX FOR SUSPENDED P-30
WITH INTEGRATED DRIVER 100W
Ceiling box. Cable 2x1,5mm^2 with
matching sheath for white and black and
transparent for caffè and cappuccino.

CODE					POWER	A (mm)	H (mm)	L (mm)
1058D1._ _	**01**	**02**	**20**	**21**	100W	35	60	430

IP 20

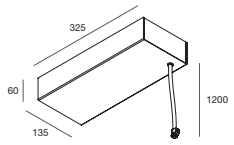

BOX PER P-30 A SOSPENSIONE
CON ALIMENTAZIONE INTEGRATA 320W
Box a plafone. Cavo 2x1,5mm^2
con guaina in tinta per bianco e nero e
trasparente per caffè e cappuccino.

BOX FOR SUSPENDED P-30
WITH INTEGRATED DRIVER 320W
Ceiling box. Cable 2x1,5mm^2 with
matching sheath for white and black
and transparent for caffè and cappuccino.

CODE					POWER	A (mm)	H (mm)	L (mm)
1058D4._ _	**01**	**02**	**20**	**21**	320W	135	60	325

IP 20 | PUSH | 0-10V | 1-10V

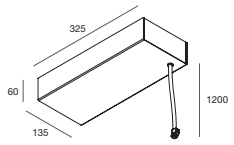

BOX PER P-30 A SOSPENSIONE
CON ALIMENTAZIONE INTEGRATA
DIMMERABILE 150W
Box a plafone. Cavo 2x1,5mm^2 con guaina
in tinta per bianco e nero e trasparente per
caffè e cappuccino.

BOX FOR SUSPENDED P-30 WITH
INTEGRATED DIMMABLE DRIVER 150W
Ceiling box. Cable 2x1,5mm^2 with
matching sheath for white and black and
transparent for caffè and cappuccino.

CODE					POWER	A (mm)	H (mm)	L (mm)
1058D7._ _	**01**	**02**	**20**	**21**	150W	135	60	325

	-Driver 100W ON-OFF	-Driver 320W ON-OFF	-Driver 150W DALI/PUSH/0-10V/1-10V
P-30 plafone Box inizio linea P-30 ceiling mounted Start-of-line box	1058C9_ 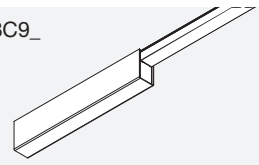	1058D2_ 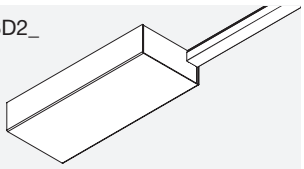	1058D5_ 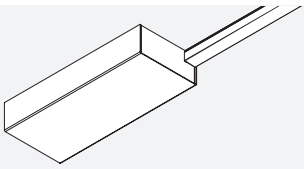
P-30 plafone Box centrale P-30 ceiling mounted Mid-line box	1058D0_ 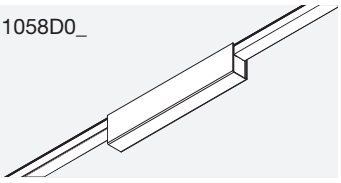	1058D3_ 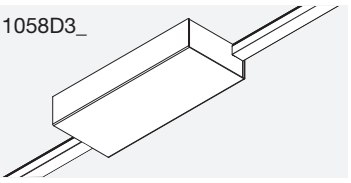	1058D6_ 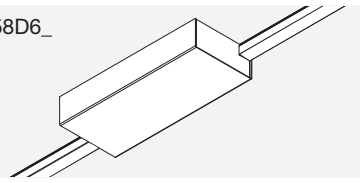
P-30 sospensione P-30 suspension mounted	1058D1_ 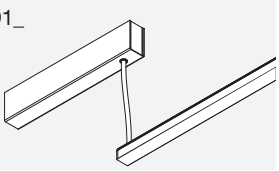	1058D4_ 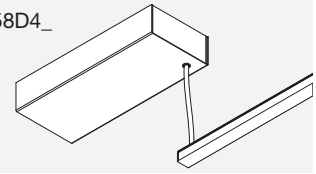	1058D7_ 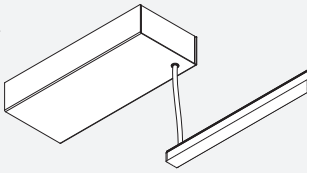





P-30 READY

I profili P-30 READY uniscono l'aspetto funzionale della luce a quello decorativo. Questi apparecchi LED Novalux danno vita a un risultato luminoso perfetto per contesti che richiedono un effetto luce accattivante ed elegante allo stesso tempo. Installabile a plafone e sospensione, o nella versione a incasso, P-30 READY è disponibile nei colori bianco, nero, caffè e cappuccino.

The P-30 READY profiles combine the functional aspect of light with the decorative aspect. These Novalux LED luminaires create a perfect lighting result for contexts that require a light effect that is both attractive and elegant. The P-30 READY is available in white, black, coffee and cappuccino and can be ceiling mounted, suspended or recessed.

P-30 READY
QUADRATO





Apparecchio LED quadrato per installazione a sospensione, incasso, parete o plafone.
Profilo in lega di alluminio verniciata a polvere, schermo diffusore opale in policarbonato.
Alimentatore elettronico incluso.

LED square fixture for suspended, recessed, wall or ceiling mounting.
Profile made of powder coated aluminium alloy, opal diffuser screen in polycarbonate.
Electronic driver included.

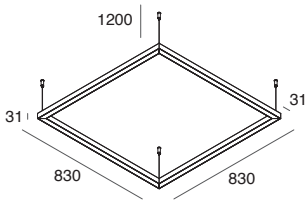

P-30 READY QUADRATO
SOSPENSIONE
Cavi di sospensione L 1200 mm inclusi
Kit di alimentazione da ordinare a parte
Alimentatore elettronico incluso

P-30 READY SQUARE
SUSPENSION
Suspension cables L 1200 mm included
Power supply kit to be ordered separately
Electronic driver included

2700K

L (mm)	POWER	CODE	☐	FLUX	■	■	■	FLUX
830x830	32W	**1058C6.__**	**01**	3767 lm	**02**	**20**	**21**	2962 lm

3000K

L (mm)	POWER	CODE	☐	FLUX	■	■	■	FLUX
830x830	32W	**103335.__**	**01**	4008 lm	**02**	**20**	**21**	3152 lm

4000K

L (mm)	POWER	CODE	☐	FLUX	■	■	■	FLUX
830x830	32W	**103336.__**	**01**	4240 lm	**02**	**20**	**21**	3336 lm

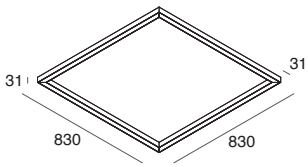

P-30 READY QUADRATO
PLAFONE / PARETE
Alimentatore elettronico incluso

P-30 READY SQUARE
CEILING MOUNTED / WALL MOUNTED
Electronic driver included

2700K

L (mm)	POWER	CODE	☐	FLUX	■	■	■	FLUX
830x830	32W	**1058C4.__**	**01**	3767 lm	**02**	**20**	**21**	2962 lm

3000K

L (mm)	POWER	CODE	☐	FLUX	■	■	■	FLUX
830x830	32W	**103337.__**	**01**	4008 lm	**02**	**20**	**21**	3152 lm

4000K

L (mm)	POWER	CODE	☐	FLUX	■	■	■	FLUX
830x830	32W	**103338.__**	**01**	4240 lm	**02**	**20**	**21**	3336 lm

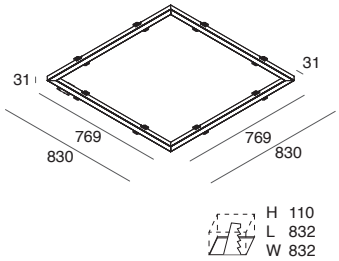

P-30 READY QUADRATO
INCASSO
per cartongesso di spessore 12,5 mm
Alimentatore elettronico incluso

P-30 READY SQUARE
RECESSED MOUNTED
for 12,5 mm plasterboard
Electronic driver included

2700K

L (mm)	POWER	FLUX	CODE	☐
830x830	32W	3248 lm	**1058C8.__**	**01**

3000K

L (mm)	POWER	FLUX	CODE	☐
830x830	32W	3456 lm	**103351.__**	**01**

4000K

L (mm)	POWER	FLUX	CODE	☐
830x830	32W	3668 lm	**103352.__**	**01**

P-30 READY
QUADRATO

ACCESSORI PER INSTALLAZIONE SOSPENSIONE
ACCESSORIES FOR SUSPENSION MOUNTED

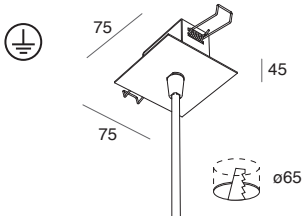

KIT DI ALIMENTAZIONE PER SOSPENSIONE
Rosone ad incasso in controsoffitto di spessore da 5 a 15 mm.
Cavo con guaina in tinta per bianco o nero e trasparente per caffè e cappuccino.

POWER SUPPLY FOR SUSPENSION
Recessed ceiling mounted canopy for thickness from 5 up to 15 mm.
Cable with matching sheath for white or black and transparent for caffè e cappuccino.

CODE	☐	■	■	■	L (mm)	Cavo / Cable (mm²)
103319.__	**01**	**02**	**20**	**21**	1200	3x0,75

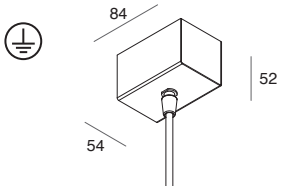

KIT DI ALIMENTAZIONE PER SOSPENSIONE
Rosone a plafone. Cavo con guaina in tinta per bianco o nero e trasparente per caffè e cappuccino.

POWER SUPPLY FOR SUSPENSION
Ceiling mounted canopy. Cable with matching sheath for white or black and transparent for caffè e cappuccino.

CODE	☐	■	■	■	L (mm)	Cavo / Cable (mm²)
103320.__	**01**	**02**	**20**	**21**	1200	3x0,75

P-30 READY
RETTANGOLARE





Apparecchio LED rettangolare per installazione a sospensione, parete o plafone.
Profilo in lega di alluminio verniciata a polvere, schermo diffusore opale in policarbonato.
Alimentatore elettronico incluso.

LED rectangular fixture for suspended, wall, or ceiling mounting.
Profile made of powder coated aluminium alloy, opal diffuser screen in polycarbonate.
Electronic driver included.

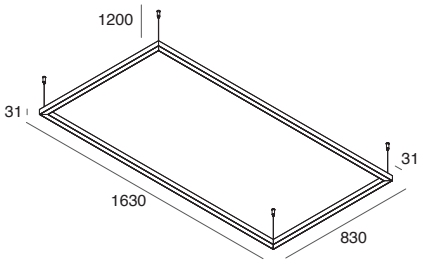

P-30 READY RETTANGOLARE
SOSPENSIONE
Cavi di sospensione L 1200 mm inclusi
Kit di alimentazione da ordinare a parte
Alimentatore elettronico incluso

P-30 READY RECTANGULAR
SUSPENSION
Suspension cables L 1200 mm included
Power supply kit to be ordered separately
Electronic driver included

2700K

L (mm)	POWER	CODE	☐	FLUX	■	■	■	FLUX
1630x830	48W	**1058C7.__**	**01**	5651 lm	**02**	**20**	**21**	4444 lm

3000K

L (mm)	POWER	CODE	☐	FLUX	■	■	■	FLUX
1630x830	48W	**103343.__**	**01**	6012 lm	**02**	**20**	**21**	4728 lm

4000K

L (mm)	POWER	CODE	☐	FLUX	■	■	■	FLUX
1630x830	48W	**103344.__**	**01**	6360 lm	**02**	**20**	**21**	5004 lm

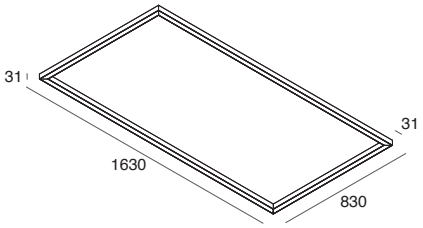

P-30 READY RETTANGOLARE
PLAFONE / PARETE
Alimentatore elettronico incluso

P-30 READY RECTANGULAR
CEILING MOUNTED / WALL MOUNTED
Electronic driver included

2700K

L (mm)	POWER	CODE	☐	FLUX	■	■	■	FLUX
1630x830	48W	**1058C5.__**	**01**	5651 lm	**02**	**20**	**21**	4444 lm

3000K

L (mm)	POWER	CODE	☐	FLUX	■	■	■	FLUX
1630x830	48W	**103345.__**	**01**	6012 lm	**02**	**20**	**21**	4728 lm

4000K

L (mm)	POWER	CODE	☐	FLUX	■	■	■	FLUX
1630x830	48W	**103346.__**	**01**	6360 lm	**02**	**20**	**21**	5004 lm

P-30 READY
RETTANGOLARE

ACCESSORI PER INSTALLAZIONE SOSPENSIONE
ACCESSORIES FOR SUSPENSION MOUNTED

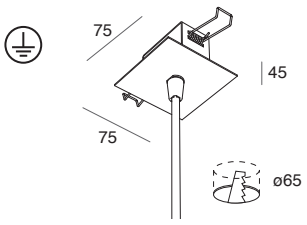

KIT DI ALIMENTAZIONE PER SOSPENSIONE
Rosone ad incasso in controsoffitto di spessore da 5 a 15 mm.
Cavo con guaina in tinta per bianco o nero e trasparente per caffè e cappuccino.

POWER SUPPLY FOR SUSPENSION
Recessed ceiling mounted canopy for thickness from 5 up to 15 mm.
Cable with matching sheath for white or black and transparent for caffè e cappuccino.

CODE	☐	■	■	■	L (mm)	Cavo / Cable (mm²)
103319.__	**01**	**02**	**20**	**21**	1200	3x0,75

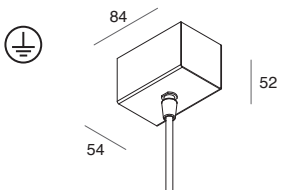

KIT DI ALIMENTAZIONE PER SOSPENSIONE
Rosone a plafone. Cavo con guaina in tinta per bianco o nero e trasparente per caffè e cappuccino.

POWER SUPPLY FOR SUSPENSION
Ceiling mounted canopy. Cable with matching sheath for white or black and transparent for caffè e cappuccino.

CODE	☐	■	■	■	L (mm)	Cavo / Cable (mm²)
103320.__	**01**	**02**	**20**	**21**	1200	3x0,75









Forty8 Track

Con il binario FORTY8, Novalux introduce una nuova gamma di prodotti LED e soluzioni illuminotecniche per valorizzare l'architettura degli interni. FORTY8 è un sistema composto da binari 48V per installazione a plafone, sospensione o incasso. I Moduli LED lineari, opali o con micro ottiche UGR16, gli spot orientabili e le sospensioni decorative, tutti ad alta resa cromatica, danno agli spazi un tocco tecnico, e allo stesso tempo raffinato. Sistema d'illuminazione ideale per spazi espositivi o comuni, coworking e sale d'attesa.

With the FORTY8 track, Novalux introduces a new range of LED products and lighting solutions to enhance interior architecture. FORTY8 system consists of 48V tracks for ceiling, suspension or recessed installation. UGR16 linear, opal or micro-optics LED modules, adjustable spots and decorative suspensions, all with high colour rendering, give a technical, yet refined touch to the areas. Ideal lighting system for exhibition or communal spaces, coworking and waiting rooms.

FORTY8 TRACK

- **BINARI 48V PER INSTALLAZIONE A PLAFONE/SOSPENSIONE (STANDARD O DEEP) O AD INCASSO**
  48V TRACKS FOR CEILING/SUSPENSION (STANDARD OR DEEP) OR RECESSED INSTALLATION
- **MODULI LED LINEARI, SOSPENSIONI E SPOT LED**
  LINEAR LED MODULES, PENDANT LAMPS AND LED SPOTS
- **BLOCCACAVO PER SOSPENSIONI CON SISTEMA INTEGRATO DI REGOLAZIONE LUNGHEZZA CAVO**
  CABLE CLAMP FOR PENDANT LAMPS WITH INTEGRATED CABLE LENGHT ADJUSTMENT SYSTEM
- **DRIVER BOX CON ALIMENTATORI INTEGRATI PER BINARI A PLAFONE E SOSPENSIONE**
  DRIVER BOXES WITH INTEGRATED DRIVERS FOR CEILING AND SUSPENDED TRACKS

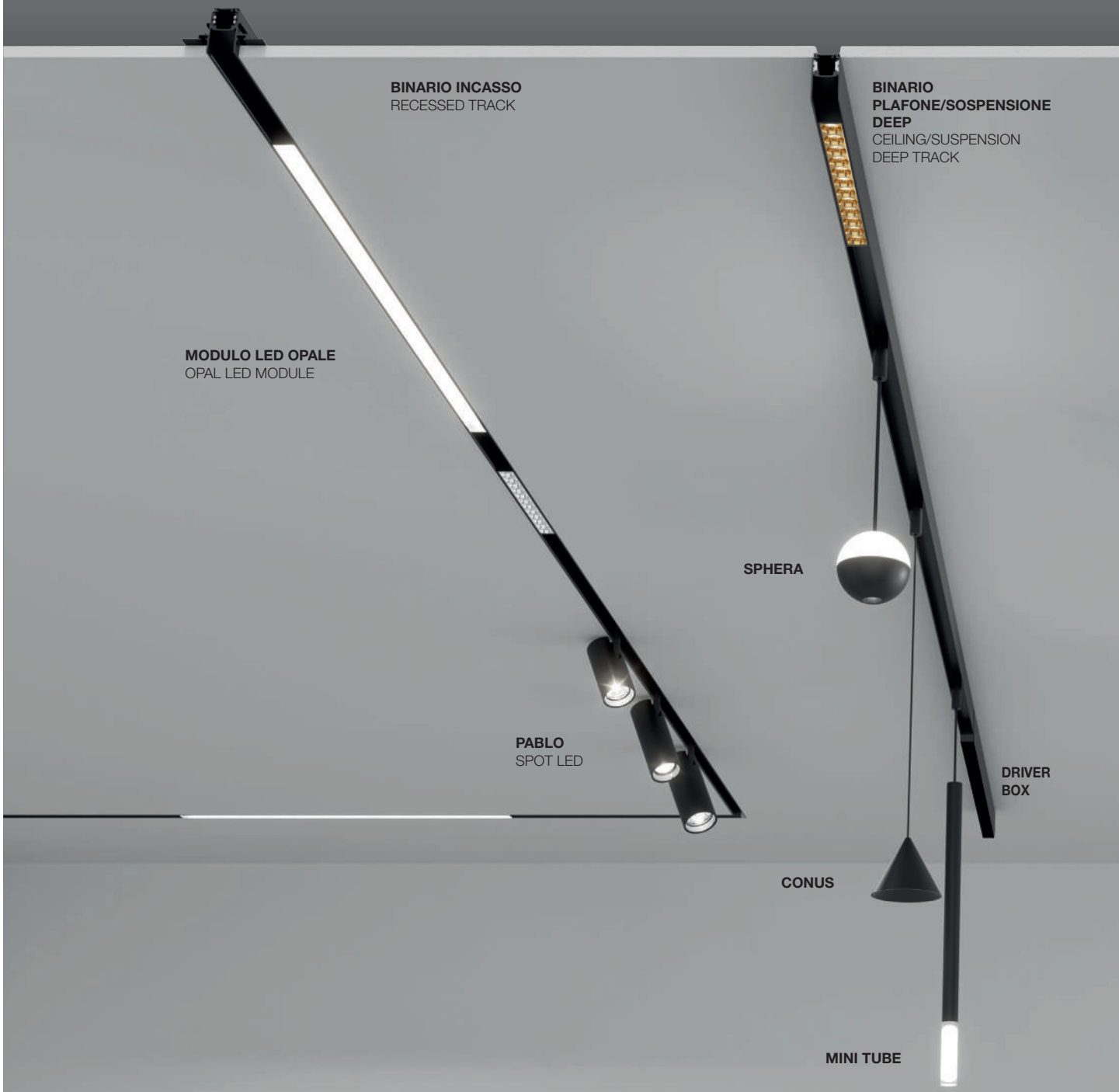

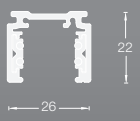

FORTY8 PLAFONE/SOSPENSIONE
FORTY8 CEILING/SUSPENSION

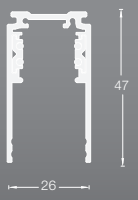

FORTY8 PLAFONE/SOSPENSIONE DEEP
FORTY8 CEILING/SUSPENSION DEEP

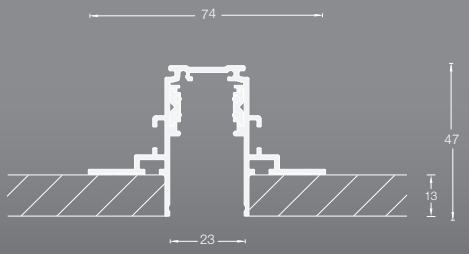

FORTY8 INCASSO
FORTY8 RECESSED

GALA
SPOT LED

KLIMT
SPOT LED

MIR
SPOT LED

BINARIO PLAFONE/SOSPENSIONE
CEILING/SUSPENSION TRACK

MODULO LED MICRO OTTICHE
MICRO-OPTICS LED MODULE

FORTY8 TRACK

BINARI / TRACKS

- **.01** Bianco - White
- **.02** Nero - Black



Plafone/sospensione
Ceiling/suspension

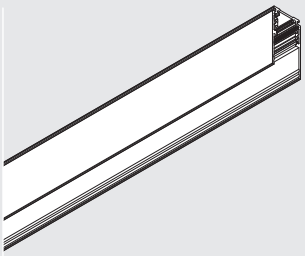

Plafone/sospensione DEEP
Ceiling/suspension DEEP



Incasso
Recessed

MODULI LED LINEARI / LINEAR LED MODULES

- **.01** Bianco - White
- **.02** Nero - Black

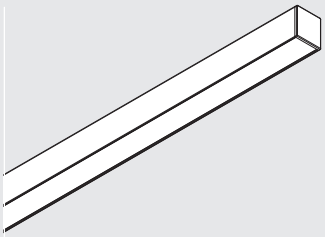

Modulo LED opale
Opal LED module

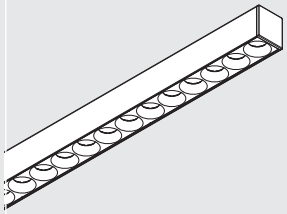

Modulo LED micro ottiche
Micro-optics LED module

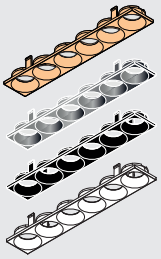

Oro rosso - Red Gold
Brunito - Brunished
Nero - Black
Bianco - White

\+ Riflettori
Reflectors

SPOT LED / LED SPOTS

- **.01** Bianco - White
- **.02** Nero - Black



Klimt
Mir
Gala
Pablo

SOSPENSIONI / PENDANT LAMPS

- **.01** Bianco - White
- **.02** Nero - Black

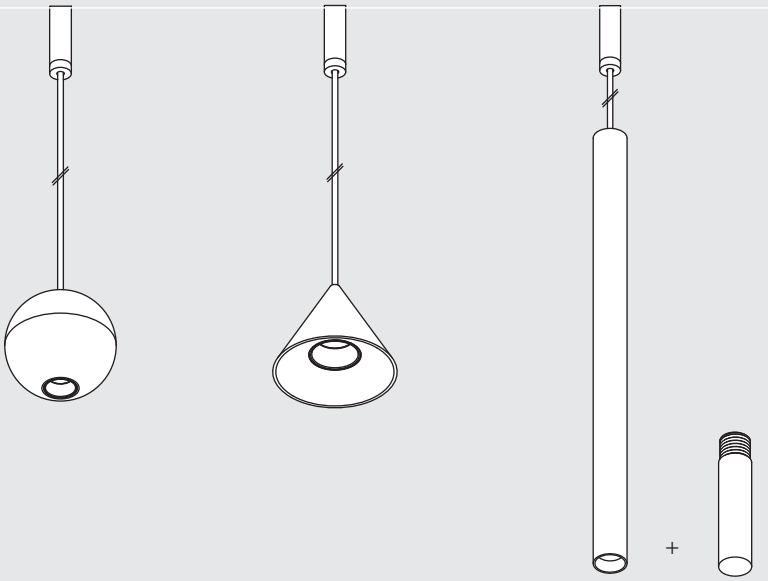

Sphera
Conus
Mini tube
\+
Diffusore decorativo
Decorative diffuser

FORTY8 TRACK NEW

Sistema composto da binari 48V per installazione a plafone, sospensione o incasso, proiettori 48V, moduli LED lineari 48V opali o con micro ottiche UGR<19 ed apparecchi decorativi a sospensione 48V.

System composed of 48V tracks for ceiling, suspension or recessed installation, 48V projectors, 48V opal or micro optic UGR<19 linear LED modules and 48V decorative pendant luminaires.

Binario elettrificato a bassa tensione (48V) ad un circuito 15A 0-60Vdc + D+/D- (per segnale DALI), in lega di alluminio estruso verniciato nero RAL9005 goffrato o verniciato bianco RAL9016 goffrato. Estrusi isolanti in PVC per conduttori in rame. Gestione ON/OFF con alimentatore 48V. Gestione DALI con alimentatore 48V e opportuna CENTRALINA DALI o interfaccia pulsante 18908.99 o DALI repeater 18906.99. In questa condizione è obbligatorio il dispositivo optoisolatore per convertire il segnale DALI in segnale digitale SELV. Per la gestione PUSH con interfaccia 105924.99 o gestione tramite Casambi/Tuya/Alexa con interfaccia 105925.99, non è obbligatorio l'optoisolatore. Installare sul binario ed interfacce 105924.99/105925.99, esclusivamente alimentatori 48V SELV.

Low-voltage (48V) track of one circuit max 15A 0-60Vdc + D+/D- (for DALI signal), made of aluminium alloy black painted RAL 9005 goffered or white paintedRAL9016 goffered. Extruded PVC insulation for copper conductors. ON/OFF control with 48V stabilized driver. DALI control with 48V driver and proper DALI CONTROL UNIT or button interface 18908.99 or DALI repeater18906.99. In this condition it is mandatory to use the opto-insulator to convert the DALI signal to digital SELV signal. In case of PUSH control with interface 105924.99 or control via Casambi/Tuya/Alexa with interface 105925.99, it is not necessary the opto-insulator. On track and interfaces 105924.99/105925.99, it is mandatory to install 48V power supplies only.

OPZIONI DI GESTIONE / MANAGEMENT OPTIONS

ON-OFF

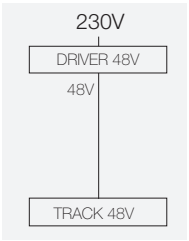

DALI

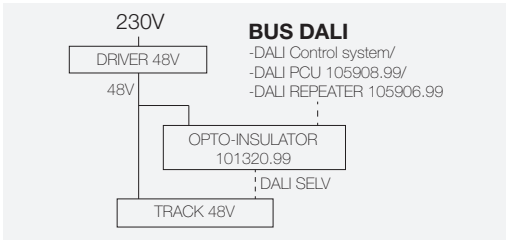

PUSH

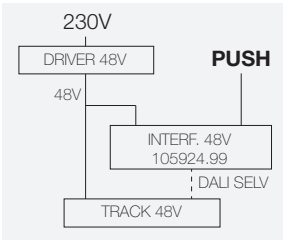

CASAMBI / TUYA / ALEXA

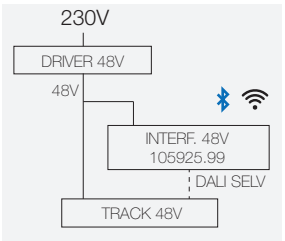

PLAFONE / SOSPENSIONE
CEILING / SUSPENSION

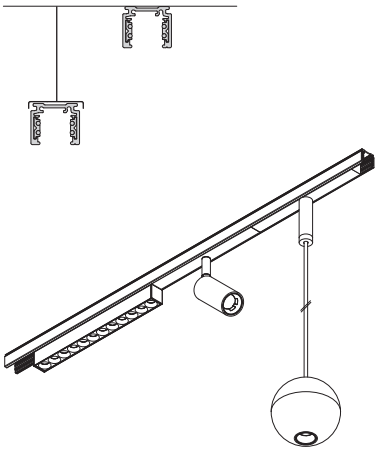

PLAFONE / SOSPENSIONE DEEP
CEILING / SUSPENSION DEEP

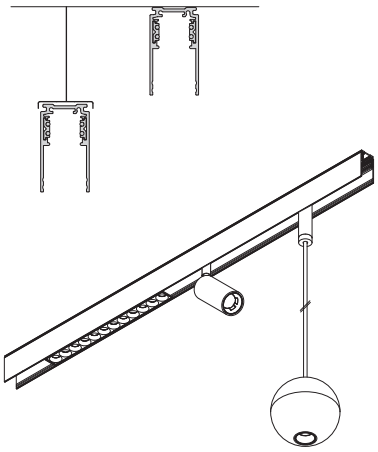

INCASSO
RECESSED

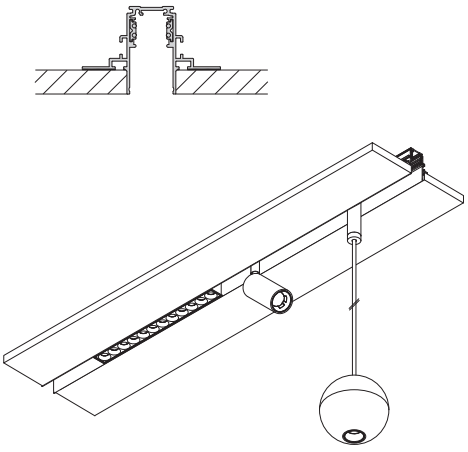

LUNGHEZZE MASSIME DEL BINARIO IN RAPPORTO ALLE POTENZE / MAXIMUM TRACK LENGTHS IN RELATION TO POWER

Binario a sospensione e Driver Box
Suspended track and Driver Box

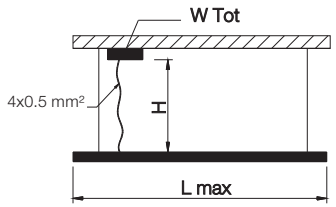

W Tot	H	L max
96 W	3 m	50 m
150 W	3 m	40 m
320 W	3 m	10 m

Binario a sospensione e alimentatore remoto
Suspended track and remote driver

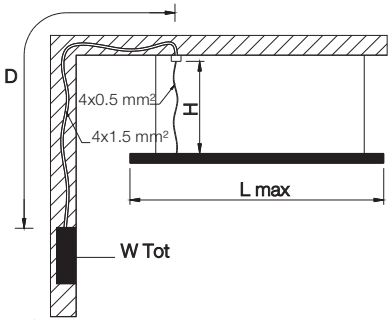

W Tot	D	H	L max
100 W	5 m	3 m	50 m
150 W	5 m	3 m	30 m
320 W	3 m	2 m	10 m

Binario a plafone e alimentatore remoto
Ceiling track and remote driver

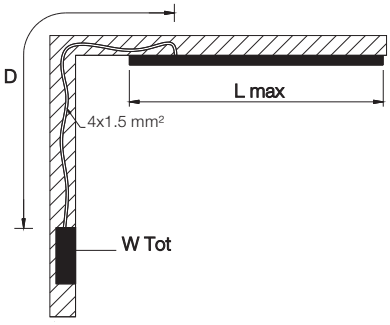

W Tot	D	L max
100 W	5 m	50 m
150 W	5 m	50 m
320 W	5 m	20 m

FORTY8 TRACK
PLAFONE/SOSPENSIONE
CEILING/SUSPENSION

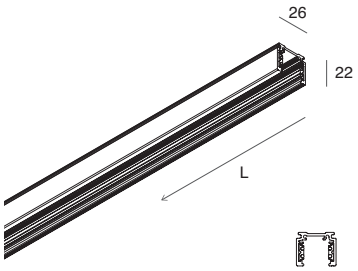

CODE			L (mm)
110901.__	**01**	**02**	1000
110902.__	**01**	**02**	2000
110903.__	**01**	**02**	3000

BINARIO ELETTRIFICATO LINEARE 48V
Testate terminali, giunti lineari, alimentazione per binario e accessori per la sospensione da ordinare a parte.
Installazione a plafone senza accessori.

LINEAR ELECTRIFIED TRACK 48V
End caps, linear joints, track end feed and accessories for suspension to be ordered separately.
No accessory required for ceiling installation.

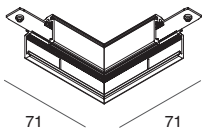

CODE			VERSION
110904.__	**01**	**02**	interno/inner
110905.__	**01**	**02**	esterno/outer

BINARIO ANGOLARE 48V
Giunti meccanici inclusi.
Giunto elettrico angolare da ordinare a parte.
Installazione a plafone senza accessori.

CORNER TRACK 48V
Mechanical joints included.
Corner electrical connector to be ordered separately.
No accessory required for ceiling installation.

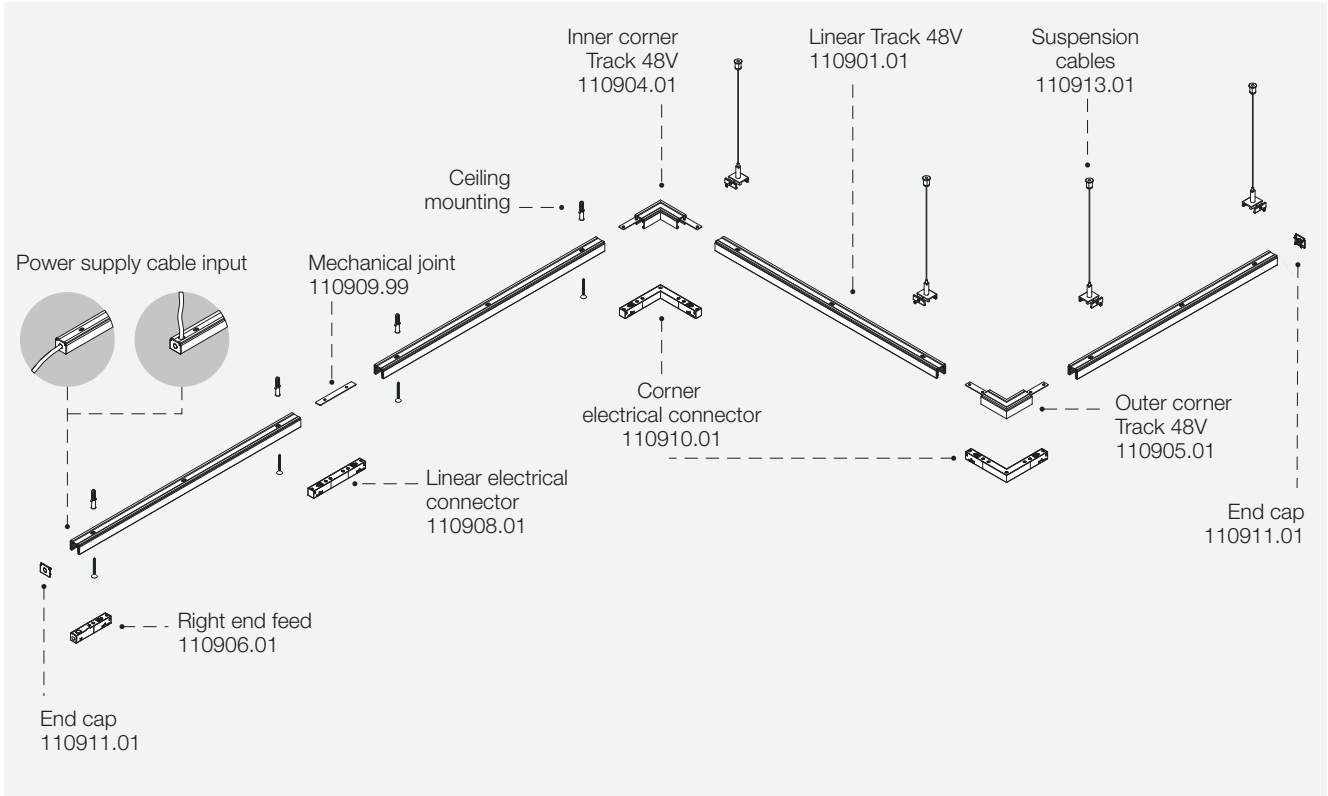

FORTY8 TRACK

PLAFONE/SOSPENSIONE
CEILING/SUSPENSION

ACCESSORI
ACCESSORIES

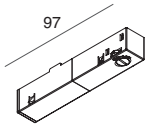

ALIMENTAZIONE DI TESTA
max 8A

END FEED
max 8A

CODE	☐	■	VERSION
110906.__	**01**	**02**	destra / right
110907.__	**01**	**02**	sinistra / left

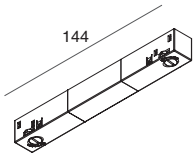

GIUNTO ELETTRIFICATO LINEARE
Non alimentabile.
Giunto meccanico da ordinare a parte.

LINEAR ELECTRICAL CONNECTOR
No plug-in.
Mechanical joint to be ordered separately.

CODE	☐	■
110908.__	**01**	**02**

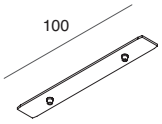

GIUNTO MECCANICO
Per binario lineare.
Giunto elettrificato lineare da ordinare a parte.

MECHANICAL JOINT
For linear track.
Linear electrical connector to be ordered separately.

CODE
110909.99

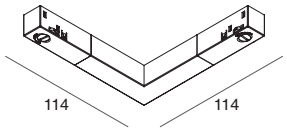

GIUNTO ELETTRIFICATO ANGOLARE
Non alimentabile.
Binario angolare da ordinare a parte.

CORNER ELECTRICAL CONNECTOR
No plug-in.
Corner track to be ordered separately.

CODE	☐	■
110910.__	**01**	**02**



TESTATA TERMINALE (1 pz)
Da prevedere ad inizio e fine composizione.
Provvista di pretranciatura in caso di ingresso cavo alimentazione laterale.
Per necessita di isolamento elettrico aggiungere una testata anche nel caso di taglio dei binari e montaggio in fila continua con alimentazioni diverse.

END CAP (1 pc)
To be provided at the beginning and end of composition. Provided with pre-notch in case of the power cable is inserted laterally.
For need of electrical insulation, add 1 end cap also when cutting and putting in continuity two pieces of track with different current input.

CODE	☐	■
110911.__	**01**	**02**

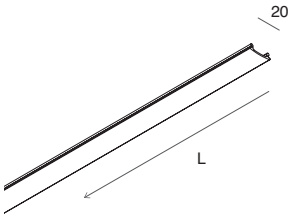

COVER COPRI BINARIO
Opzionale.

TRACK COVER
Optional.

CODE	☐	■	L (mm)
110912.__	**01**	**02**	2000

Polarità / Polarity

Vista dall'alto / Top view

Esempio con testata DX / Right end feed example

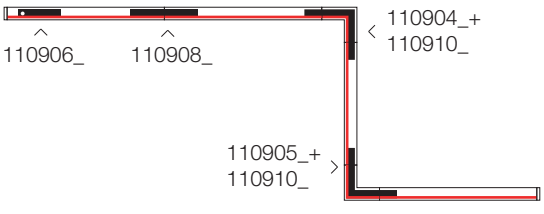

Esempio con testata SX / Left end feed example

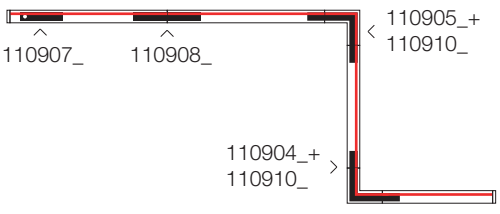

FORTY8 TRACK

PLAFONE/SOSPENSIONE
CEILING/SUSPENSION

ACCESSORI
ACCESSORIES

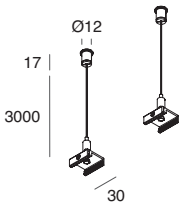

CAVI DI SOSPENSIONE (2 pz)
Vedere schema dei carichi per la quantità di sospensioni

SUSPENSION CABLES (2 pcs)
See load scheme for quantity of suspensions

CODE	☐	■	L (mm)
110913.__	**01**	**02**	3000

Carico massimo
Maximum load

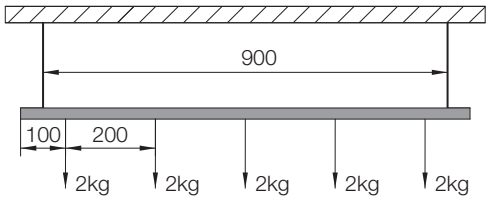

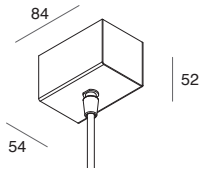

ROSONE PER BINARIO A SOSPENSIONE ALIMENTAZIONE REMOTA
Rosone a plafone. Cavo con guaina in tinta con l'apparecchio 4x1,5mm². Alimentazione di testa e alimentatore 48V da ordinare a parte.

CANOPY FOR SUSPENDED TRACK REMOTE DRIVER
Ceiling canopy. Cable 4x1,5mm² with matching sheath. End feed and driver 48V to be ordered separately.

CODE	☐	■	L (mm)
110930.__	**01**	**02**	3000

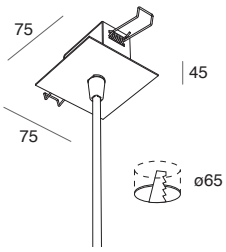

ROSONE PER BINARIO A SOSPENSIONE ALIMENTAZIONE REMOTA
Rosone ad incasso in controsoffitto di spessore 5-15mm. Cavo con guaina in tinta con l'apparecchio 4x1,5mm².
Alimentazione di testa e alimentatore 48V da ordinare a parte.

CANOPY FOR SUSPENDED TRACK REMOTE DRIVER
Recessed canopy for 5-15mm thickness plasterboard. Cable 4x1,5mm² with matching sheath. End feed and driver 48V to be ordered separately.

CODE	☐	■	L (mm)
110931.__	**01**	**02**	3000

SELV IP 65 48Vdc

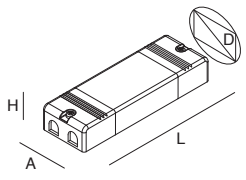

ALIMENTATORE ELETTRONICO STABILIZZATO 48V 220-240V 50/60 Hz
Per gestione DALI prevedere opportuna centralina DALI, o interfacce 18908.99/105924.99/105925.99 o DALI repeater 18906.99.

ELECTRONIC STABILIZED DRIVER 48V 220-240V 50/60 Hz
For DALI control provide a DALI control system, or interfaces 18908.99/105924.99/105925.99 or DALI repeater 18906.99.

CODE	POWER	A (mm)	D (mm)	H (mm)	L (mm)
101314.99	100W	63	75	32	140
101337.99	150W	63	75	35	180
101313.99	320W	90	100	45	252

III 48Vdc

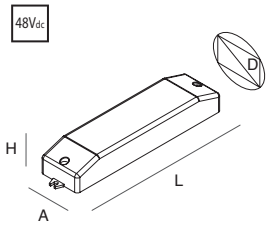

RIPETITORE PER OPTOISOLARE IL BUS DALI IN INGRESSO
Dispositivo obbligatorio nel caso di utilizzo di CENTRALINA DALI, interfaccia pulsante 18908.99 o DALI repeater 18906.99.
Vedi sezione Gestione Luce.

REPEATER TO OPTO-INSULATE THE BUS DALI INPUT SIGNAL
Mandatory in case of using DALI CONTROL UNIT, button interface 18908.99 or DALI repeater 18906.99.
See section Light Management

CODE	A (mm)	D (mm)	H (mm)	L (mm)
101320.99	42	-	29	180

Prevederne uno per ogni generatore di segnale DALI.
Vedi schema a pag. 427
Provide one for each DALI signal generator.
See diagram on pag. 427

Box con alimentazione integrata: vedi pag. 203
Box with integrated driver: see pag. 203

FORTY8 TRACK
PLAFONE/SOSPENSIONE DEEP
CEILING/SUSPENSION DEEP

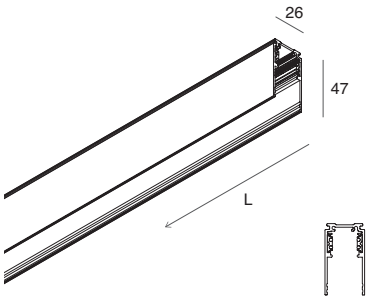

CODE	☐	■	L (mm)
110924.__	**01**	**02**	1000
110925.__	**01**	**02**	2000
110926.__	**01**	**02**	3000

BINARIO ELETTRIFICATO LINEARE 48V
Testate terminali, giunti lineari, alimentazione per binario e accessori per la sospensione da ordinare a parte.
Installazione a plafone senza accessori.

LINEAR ELECTRIFIED TRACK 48V
End caps, linear joints, track end feed and accessories for suspension to be ordered separately.
No accessory required for ceiling installation.

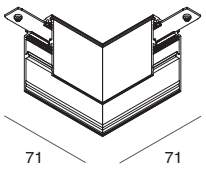

CODE	☐	■	VERSION
110927.__	**01**	**02**	interno/inner
110928.__	**01**	**02**	esterno/outer

BINARIO ANGOLARE 48V
Giunti meccanici inclusi.
Giunto elettrico angolare da ordinare a parte.
Installazione a plafone senza accessori.

CORNER TRACK 48V
Mechanical joints included.
Corner electrical connector to be ordered separately.
No accessory required for ceiling installation.

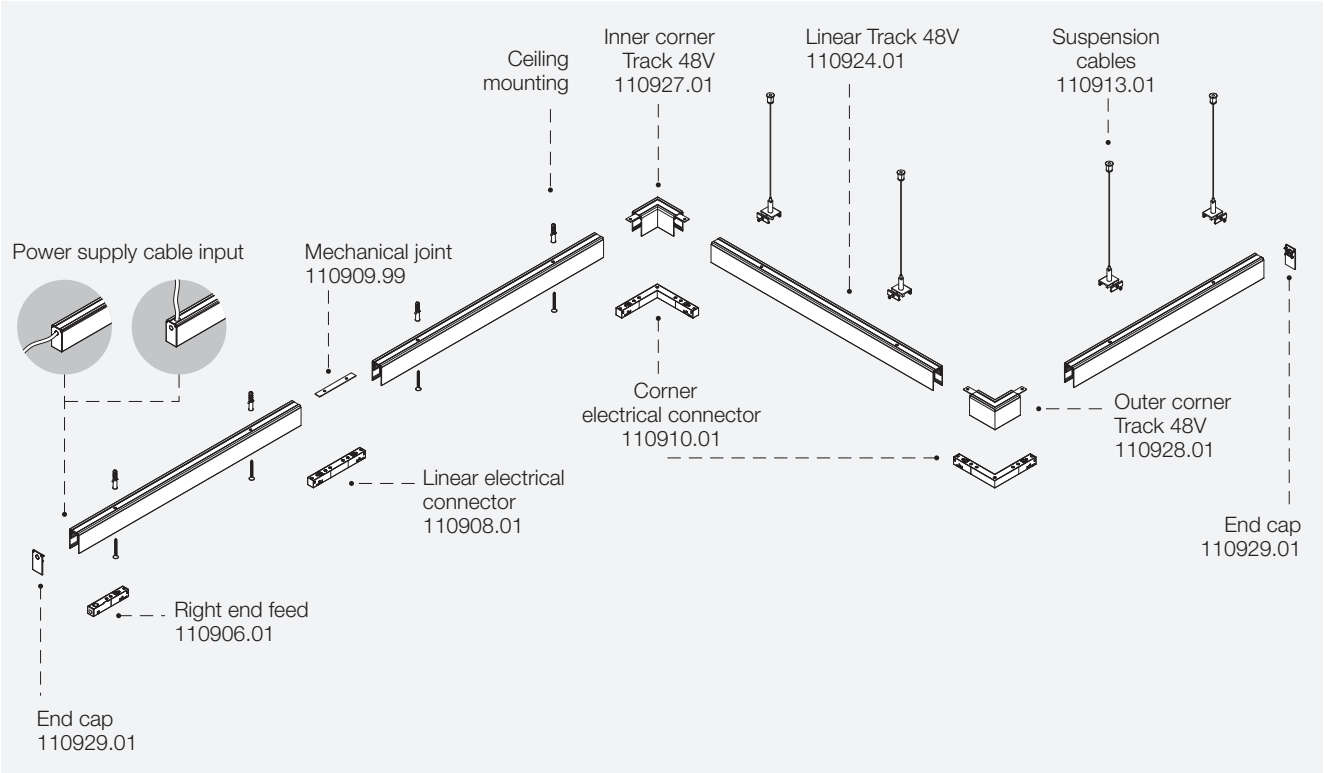

FORTY8 TRACK

PLAFONE/SOSPENSIONE DEEP
CEILING/SUSPENSION DEEP

ACCESSORI
ACCESSORIES

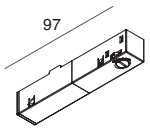

ALIMENTAZIONE DI TESTA
max 8A

END FEED
max 8A

CODE	☐	■	VERSION
110906.__	**01**	**02**	destra / right
110907.__	**01**	**02**	sinistra / left

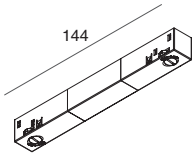

GIUNTO ELETTRIFICATO LINEARE
Non alimentabile.
Giunto meccanico da ordinare a parte.

LINEAR ELECTRICAL CONNECTOR
No plug-in.
Mechanical joint to be ordered separately.

CODE	☐	■
110908.__	**01**	**02**

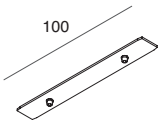

GIUNTO MECCANICO
Per binario lineare.
Giunto elettrificato lineare da ordinare a parte.

MECHANICAL JOINT
For linear track.
Linear electrical connector to be ordered separately.

CODE
110909.99

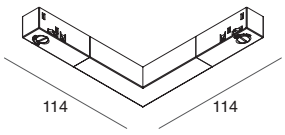

GIUNTO ELETTRIFICATO ANGOLARE
Non alimentabile.
Binario angolare da ordinare a parte.

CORNER ELECTRICAL CONNECTOR
No plug-in.
Corner track to be ordered separately.

CODE	☐	■
110910.__	**01**	**02**



TESTATA TERMINALE (1 pz)
Da prevedere ad inizio e fine composizione.
Provvista di pretranciatura in caso di ingresso cavo alimentazione laterale.
Per necessita di isolamento elettrico aggiungere una testata anche nel caso di taglio dei binari e montaggio in fila continua con alimentazioni diverse.

END CAP (1 pc)
To be provided at the beginning and end of composition. Provided with pre-notch in case of the power cable is inserted laterally.
For need of electrical insulation, add 1 end cap also when cutting and putting in continuity two pieces of track with different current input.

CODE	☐	■
110929.__	**01**	**02**

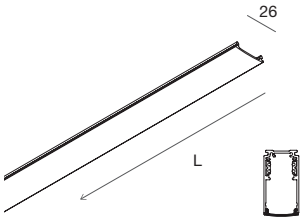

COVER COPRI BINARIO
Opzionale. Da usare con moduli LED lineari.

TRACK COVER
Optional. To be used with linear LED modules.

CODE	☐	■	L (mm)
110941.__	**01**	**02**	2000

Polarità / Polarity

Vista dall'alto / Top view

Esempio con testata DX / Right end feed example

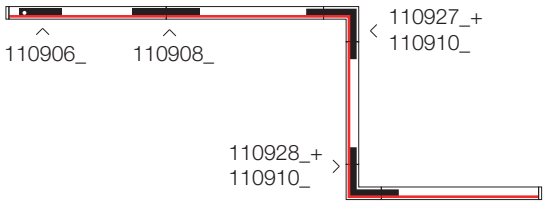

Esempio con testata SX / Left end feed example

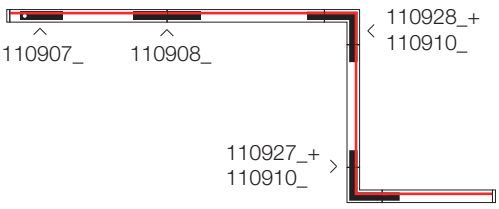

FORTY8 TRACK

PLAFONE/SOSPENSIONE DEEP
CEILING/SUSPENSION DEEP

ACCESSORI
ACCESSORIES

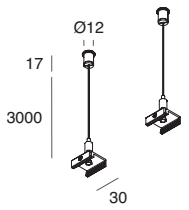

CAVI DI SOSPENSIONE (2 pz)
Vedere schema dei carichi per la quantità di sospensioni

SUSPENSION CABLES (2 pcs)
See load scheme for quantity of suspensions

CODE	☐	■	L (mm)
110913.__	**01**	**02**	3000

Carico massimo
Maximum load

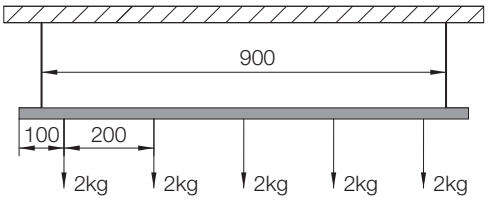

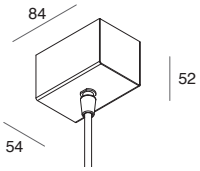

ROSONE PER BINARIO A SOSPENSIONE ALIMENTAZIONE REMOTA
Rosone a plafone.
Cavo con guaina in tinta con l'apparecchio 4x1,5mm². Alimentazione di testa destra inclusa. Alimentatore 48V da ordinare a parte.

CANOPY FOR SUSPENDED TRACK REMOTE DRIVER
Ceiling canopy. Cable 4x1,5mm² with matching sheath. End feed and driver 48V to be ordered separately.

CODE	☐	■	L (mm)
110930.__	**01**	**02**	3000

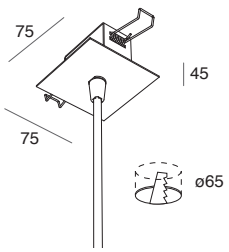

ROSONE PER BINARIO A SOSPENSIONE ALIMENTAZIONE REMOTA
Rosone ad incasso in controsoffitto di spessore 5-15mm. Cavo con guaina in tinta con l'apparecchio 4x1,5mm².
Alimentazione di testa e alimentatore 48V da ordinare a parte.

CANOPY FOR SUSPENDED TRACK REMOTE DRIVER
Recessed canopy for 5-15mm thickness plasterboard. Cable 4x1,5mm² with matching sheath. End feed and driver 48V to be ordered separately.

CODE	☐	■	L (mm)
110931.__	**01**	**02**	3000

SELV IP 65 48Vdc

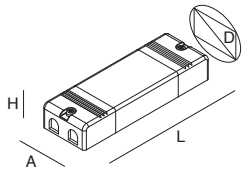

ALIMENTATORE ELETTRONICO STABILIZZATO 48V 220-240V 50/60 Hz
Per gestione DALI prevedere opportuna centralina DALI, o interfacce 18908.99/105924.99/105925.99 o DALI repeater 18906.99.

ELECTRONIC STABILIZED DRIVER 48V 220-240V 50/60 Hz
For DALI control provide a DALI control system, or interfaces 18908.99/105924.99/105925.99 or DALI repeater 18906.99.

CODE	POWER	A (mm)	D (mm)	H (mm)	L (mm)
101314.99	100W	63	75	32	140
101337.99	150W	63	75	35	180
101313.99	320W	90	100	45	252

III 48Vdc

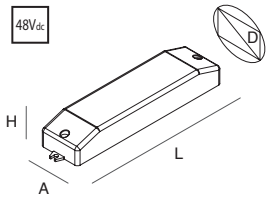

RIPETITORE PER OPTOISOLARE IL BUS DALI IN INGRESSO
Dispositivo obbligatorio nel caso di utilizzo di CENTRALINA DALI, interfaccia pulsante 18908.99 o DALI repeater 18906.99.
Vedi sezione Gestione Luce.

REPEATER TO OPTO-INSULATE THE BUS DALI INPUT SIGNAL
Mandatory in case of using DALI CONTROL UNIT, button interface 18908.99 or DALI repeater 18906.99.
See section Light Management

CODE	A (mm)	D (mm)	H (mm)	L (mm)
101320.99	42	51	29	180

Prevederne uno per ogni generatore di segnale DALI.
Vedi schema a pag. 427
Provide one for each DALI signal generator.
See diagram on pag. 427

Box con alimentazione integrata: vedi pag. 203
Box with integrated driver: see pag. 203

FORTY8 TRACK

DRIVER BOX

IP 20 48Vdc

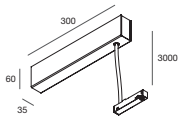

BOX PER BINARIO A SOSPENSIONE
CON ALIMENTAZIONE INTEGRATA 96W
Box a plafone. Cavo con guaina in tinta con l'apparecchio 4x0,5mm². Alimentazione di testa destra inclusa.

BOX FOR SUSPENDED TRACK
WITH INTEGRATED DRIVER 96W
Ceiling box. Cable 4x0,5mm² with matching sheath. Right end feed included.

CODE	☐	■	POWER	A (mm)	H (mm)	L (mm)
110934.__	**01**	**02**	96W	35	60	300

IP 20 48Vdc

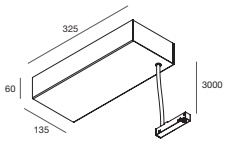

BOX PER BINARIO A SOSPENSIONE
CON ALIMENTAZIONE INTEGRATA 320W
Box a plafone. Cavo con guaina in tinta con l'apparecchio 4x1,5mm². Alimentazione di testa destra inclusa.

BOX FOR SUSPENDED TRACK
WITH INTEGRATED DRIVER 320W
Ceiling box. Cable 4x1,5mm² with matching sheath. Right end feed included.

CODE	☐	■	POWER	A (mm)	H (mm)	L (mm)
110937.__	**01**	**02**	320W	135	60	325

IP 20 48Vdc

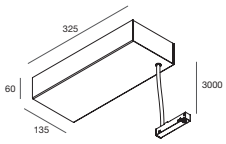

BOX PER BINARIO A SOSPENSIONE
CON ALIMENTAZIONE INTEGRATA 150W
+ OPTOISOLATORE + CENTRALINA DALI LIGHT IOT
Box a plafone. Cavo con guaina in tinta con l'apparecchio 4x0,5mm². Alimentazione di testa destra inclusa.

BOX FOR SUSPENDED TRACK
WITH INTEGRATED DRIVER 150W
+ OPTOINSULATOR + DALI LIGHT IOT
CONTROL UNIT
Ceiling box. Cable 4x0,5mm² with matching sheath. Right end feed included.

CODE	☐	■	POWER	A (mm)	H (mm)	L (mm)
110940.__	**01**	**02**	150W	135	60	325

IP 20 48Vdc

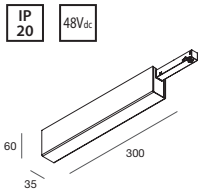

BOX PER BINARIO A PLAFONE
INIZIO LINEA
CON ALIMENTAZIONE INTEGRATA 96W
Box a plafone. Alimentazione di testa destra inclusa.

BOX FOR CEILING TRACK
START-OF-LINE
WITH INTEGRATED DRIVER 96W
Ceiling box. Right end feed included.

CODE	☐	■	POWER	A (mm)	H (mm)	L (mm)
110932.__	**01**	**02**	96W	35	60	300

IP 20 48Vdc

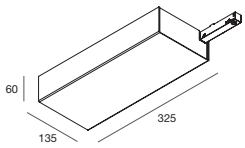

BOX PER BINARIO A PLAFONE
INIZIO LINEA
CON ALIMENTAZIONE INTEGRATA 320W
Box a plafone. Alimentazione di testa destra inclusa.

BOX FOR CEILING TRACK
START-OF-LINE
WITH INTEGRATED DRIVER 320W
Ceiling box. Right end feed included.

CODE	☐	■	POWER	A (mm)	H (mm)	L (mm)
110935.__	**01**	**02**	320W	135	60	325

IP 20 48Vdc

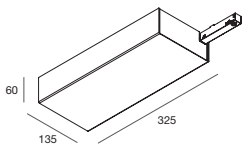

BOX PER BINARIO A PLAFONE
INIZIO LINEA
CON ALIMENTAZIONE INTEGRATA 150W
+ OPTOISOLATORE + CENTRALINA DALI LIGHT IOT
Box a plafone. Alimentazione di testa destra inclusa.

BOX FOR CEILING TRACK
START-OF-LINE
WITH INTEGRATED DRIVER 150W
+ OPTOINSULATOR + DALI LIGHT IOT
CONTROL UNIT
Ceiling box. Right end feed included.

CODE	☐	■	POWER	A (mm)	H (mm)	L (mm)
110938.__	**01**	**02**	150W	135	60	325

FORTY8 TRACK

DRIVER BOX

IP 20 48Vdc

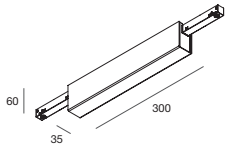

BOX PER BINARIO A PLAFONE CENTRALE
CON ALIMENTAZIONE INTEGRATA 96W
Box a plafone. 2 Alimentazione di testa destra e sinistra incluse.

BOX FOR CEILING TRACK MID-LINE
WITH INTEGRATED DRIVER 96W
Ceiling box. 2 Right and left end feeds included.

CODE	☐	■	POWER	A (mm)	H (mm)	L (mm)
110933.__	**01**	**02**	96W	35	60	300

IP 20 48Vdc

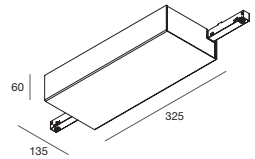

BOX PER BINARIO A PLAFONE CENTRALE
CON ALIMENTAZIONE INTEGRATA 320W
Box a plafone. 2 Alimentazione di testa destra e sinistra incluse.

BOX FOR CEILING TRACK MID-LINE
WITH INTEGRATED DRIVER 320W
Ceiling box. 2 Right and left end feeds included.

CODE	☐	■	POWER	A (mm)	H (mm)	L (mm)
110936.__	**01**	**02**	320W	135	60	325

IP 20 48Vdc

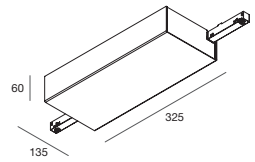

BOX PER BINARIO A PLAFONE CENTRALE
CON ALIMENTAZIONE INTEGRATA 150W + OPTOISOLATORE + CENTRALINA DALI LIGHT IOT
Box a plafone. 2 Alimentazione di testa destra e sinistra incluse.

BOX FOR CEILING TRACK MID-LINE
WITH INTEGRATED DRIVER 150W + OPTOINSULATOR + DALI LIGHT IOT CONTROL UNIT
Ceiling box. 2 Right and left end feeds included.

CODE	☐	■	POWER	A (mm)	H (mm)	L (mm)
110939.__	**01**	**02**	150W	135	60	325

GESTIONE CON DRIVER BOX / MANAGEMENT WITH DRIVER BOX

BOX CON ALIMENTAZIONE 48V INTEGRATA E PREDISPOSIZIONE PER INGRESSO DALI
Utilizzabile in gestione on-off o con un sistema di gestione della dimmerazione remoto

BOX WITH INTEGRATED 48V DRIVER AND PREDISPOSITION FOR DALI INPUT
Can be used in on-off management or with a remote dimming management system

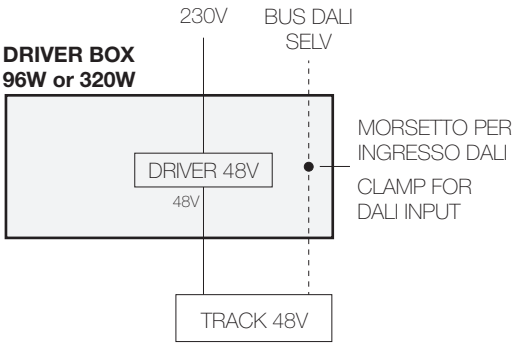

BOX CON ALIMENTAZIONE 48V E CENTRALINA DALI LIGHT IOT INTEGRATE

BOX WITH 48V DRIVER AND INTEGRATED DALI LIGHT IOT CONTROL UNIT

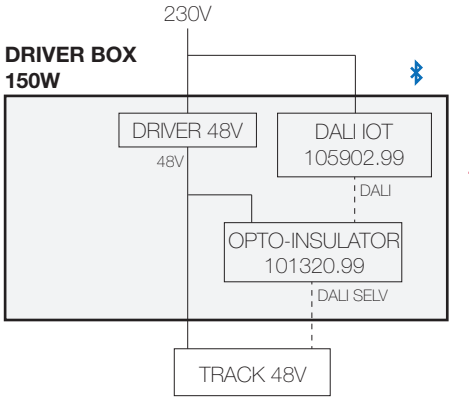

FORTY8 TRACK
INCASSO
RECESSED

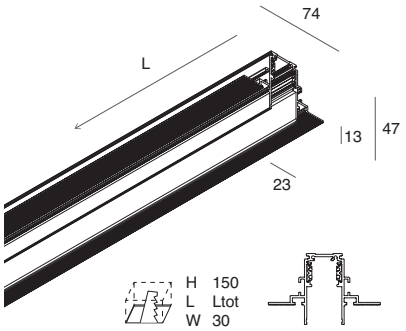

CODE			L (mm)
110915.__	**01**	**02**	1000
110916.__	**01**	**02**	2000
110917.__	**01**	**02**	3000

BINARIO ELETTRIFICATO LINEARE 48V
Per installazione ad incasso a rasamento su cartongesso di spessore 12,5mm.
Testate terminali, giunti lineari, alimentazione per binario e accessori per pendinare da ordinare a parte.

LINEAR ELECTRIFIED TRACK 48V
For frameless recessed installation on 12,5mm thickness plasterboard.
End caps, linear joints, track end feed and accessories for hanging to be ordered separately.
No accessory required for ceiling installation.

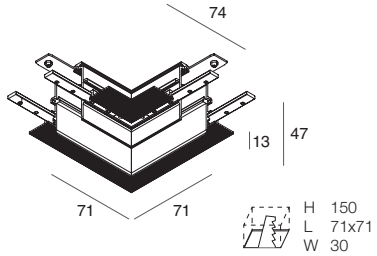

CODE			VERSION
110918.__	**01**	**02**	interno/inner
110919.__	**01**	**02**	esterno/outer

BINARIO ANGOLARE 48V
Per installazione ad incasso a rasamento su cartongesso di spessore 12,5mm.
Giunti meccanici inclusi. Giunto elettrico angolare da ordinare a parte.

CORNER TRACK 48V
For frameless recessed installation on 12,5mm thickness plasterboard.
Mechanical joints included. Corner electrical connector to be ordered separately.

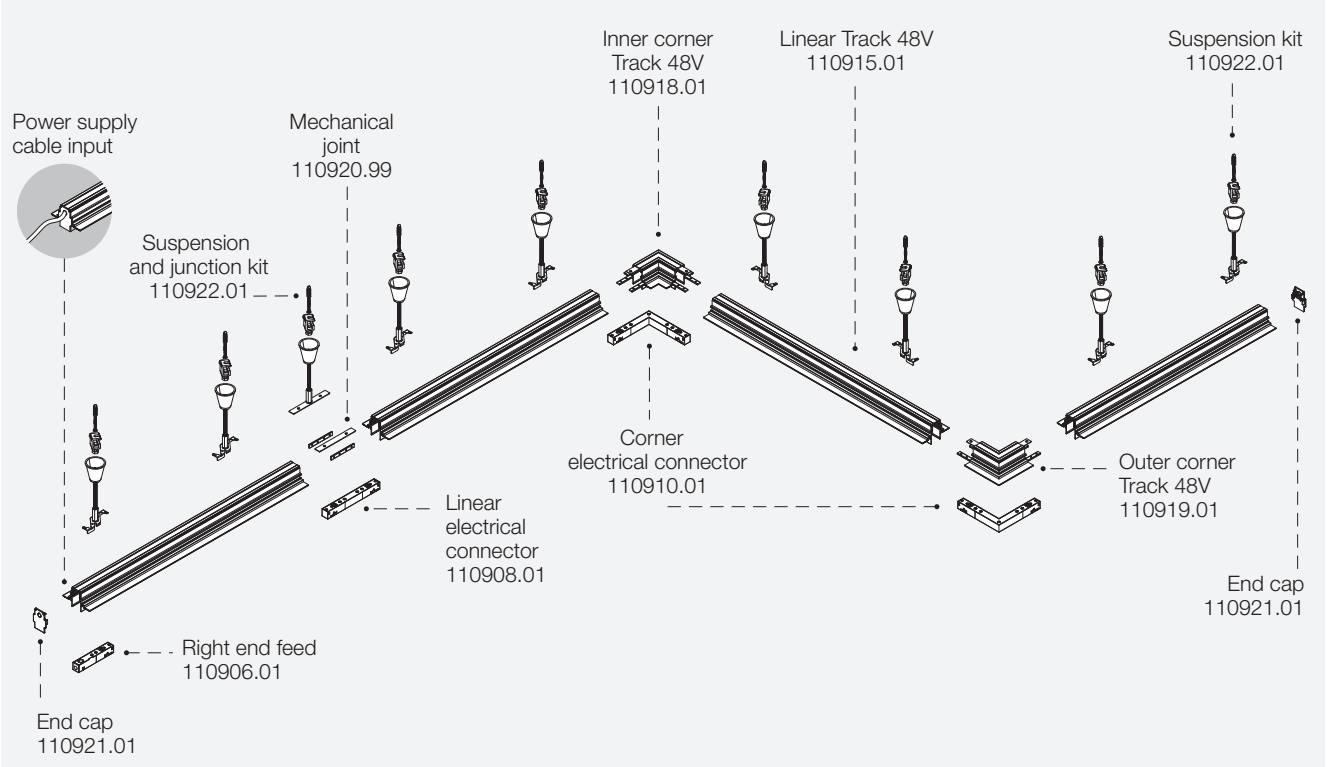

FORTY8 TRACK

INCASSO
RECESSED

ACCESSORI
ACCESSORIES

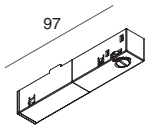

ALIMENTAZIONE DI TESTA
max 8A

END FEED
max 8A

CODE			VERSION
110906.__	**01**	**02**	destra / right
110907.__	**01**	**02**	sinistra / left

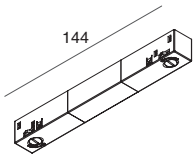

GIUNTO ELETTRIFICATO LINEARE
Non alimentabile.
Giunti meccanici da ordinare a parte.

LINEAR ELECTRICAL CONNECTOR
No plug-in.
Mechanical joints to be ordered separately.

CODE		
110908.__	**01**	**02**

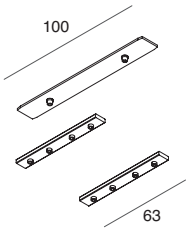

GIUNTI MECCANICI
Per binario lineare. Giunto elettrificato lineare da ordinare a parte.

MECHANICAL JOINTS
For linear track. Linear electrical connector to be ordered separately.

CODE
110920.99

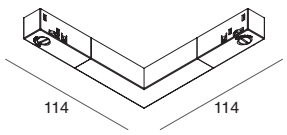

GIUNTO ELETTRIFICATO ANGOLARE
Non alimentabile.
Binario angolare da ordinare a parte.

CORNER ELECTRICAL CONNECTOR
No plug-in.
Corner track to be ordered separately.

CODE		
110910.__	**01**	**02**

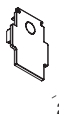

TESTATA TERMINALE (1 pz)
Da prevedere ad inizio e fine composizione.
Provvista di pretranciatura in caso di ingresso cavo alimentazione laterale.
Per necessita di isolamento elettrico aggiungere una testata anche nel caso di taglio dei binari e montaggio in fila continua con alimentazioni diverse.

END CAP (1 pc)
To be provided at the beginning and end of composition. Provided with pre-notch in case of the power cable is inserted laterally.
For need of electrical insulation, add 1 end cap also when cutting and putting in continuity two pieces of track with different current input.

CODE		
110921.__	**01**	**02**

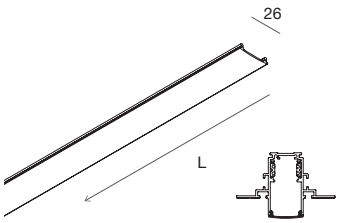

COVER COPRI BINARIO
Opzionale. Da usare con moduli LED lineari.

TRACK COVER
Optional. To be used with linear LED modules.

CODE			L (mm)
110941.__	**01**	**02**	2000

FORTY8 TRACK

INCASSO
RECESSED

ACCESSORI
ACCESSORIES

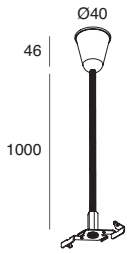

KIT DI SOSPENSIONE PER BINARIO INCASSO (1pz)
Per il fissaggio del binario al soffitto portante. Completo di fissaggi, rosone e di barra filettata M6 L.1000 mm tagliabile in opera. Vedere schema dei carichi per la quantità di sopensioni.

SUSPENSION KIT FOR RECESSED TRACK (1pc)
To fix the track to the load bearing ceiling. Complete with hooks, canopy and threaded rod M6 L.1000mm cuttable on site. See load scheme for quantity of suspensions.

CODE	■	L (mm)
110922.__	**02**	1000

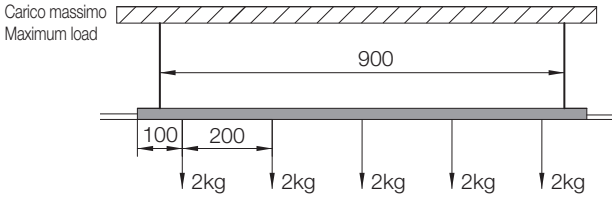

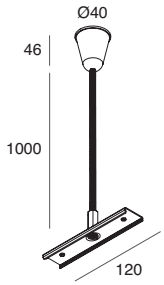

KIT DI SOSPENSIONE E GIUNZIONE PER BINARIO INCASSO (1pz)
Per il fissaggio del binario al soffitto portante ed unione binari in fila continua. Completo di fissaggi, rosone e di barra filettata M6 L.1000 mm tagliabile in opera. Vedere schema dei carichi per la quantità di sopensioni.

SUSPENSION AND JUNCTION KIT FOR RECESSED TRACK (1pc)
To fix the track to the load bearing ceiling and traks joining in continuous line. Complete with hooks, canopy and threaded rod M6 L.1000mm cuttable on site. See load scheme for quantity of suspensions.

CODE	■	L (mm)
110923.__	**02**	1000

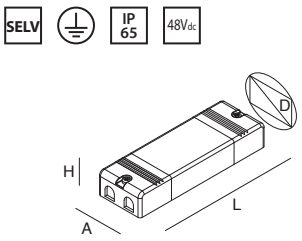

ALIMENTATORE ELETTRONICO STABILIZZATO 48V 220-240V 50/60 Hz
Per gestione DALI prevedere opportuna centralina DALI, o interfacce 18908.99/105924.99/105925.99 o DALI repeater 18906.99.

ELECTRONIC STABILIZED DRIVER 48V 220-240V 50/60 Hz
For DALI control provide a DALI control system, or interfaces 18908.99/105924.99/105925.99 or DALI repeater 18906.99.

CODE	POWER	A (mm)	D (mm)	H (mm)	L (mm)
101314.99	100W	63	75	32	140
101337.99	150W	63	75	35	180
101313.99	320W	90	100	45	252

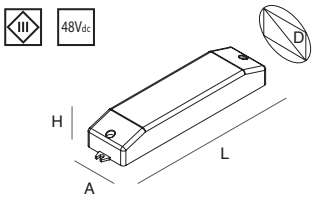

RIPETITORE PER OPTOISOLARE IL BUS DALI IN INGRESSO
Dispositivo obbligatorio nel caso di utilizzo di CENTRALINA DALI, interfaccia pulsante 18908.99 o DALI repeater 18906.99.
Vedi sezione Gestione Luce.

REPEATER TO OPTO-INSULATE THE BUS DALI INPUT SIGNAL
Mandatory in case of using DALI CONTROL UNIT, button interface 18908.99 or DALI repeater 18906.99.
See section Light Management.

CODE	A (mm)	D (mm)	H (mm)	L (mm)
101320.99	42	51	29	180

Prevederne uno per ogni generatore di segnale DALI.
Vedi schema a pag. 217
Provide one for each DALI signal generator.
See diagram on pag. 217

Esempio con testata DX / Right end feed example

Esempio con testata SX / Left end feed example

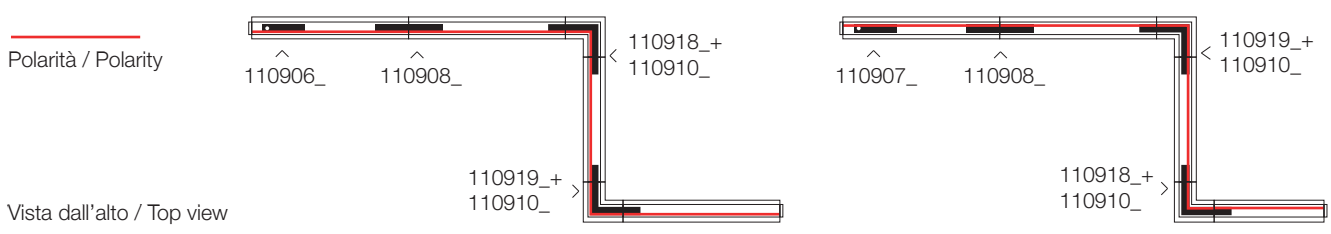



FORTY8 TRACK
MODULI LED LINEARI
LINEAR LED MODULES





Provvisti di adattatori per binario FORTY8, ad inserimento meccanico rapido a scatto.
Alimentatore 48V per il binario e sistema di gestione da ordinare a parte.

Complete with adaptors for FORTY8 track, for quick clicking-in installation.
48V driver for track and management system to be ordered separately.



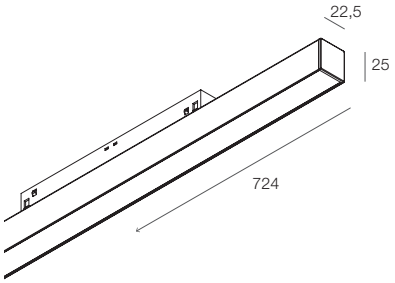

MODULO LED OPALE 48V
Schermo diffusore opale incluso.
OPAL LED MODULE 48V
Opal diffuser included.

DALI

2700K

L (mm)	POWER	CODE	☐ FLUX	■ FLUX
724	25W	**108579.__**	**01** 1605 lm	**02** 1493 lm

3000K

L (mm)	POWER	CODE	☐ FLUX	■ FLUX
724	25W	**108580.__**	**01** 1710 lm	**02** 1591 lm

4000K

L (mm)	POWER	CODE	☐ FLUX	■ FLUX
724	25W	**108581.__**	**01** 1862 lm	**02** 1732 lm

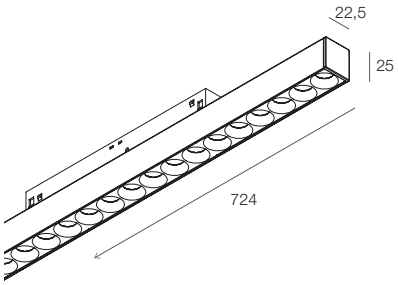

MODULO LED MICRO OTTICHE 48V
Riflettore da ordinare a parte.

MICRO-OPTICS LED MODULE 48V
Reflector to be ordered separately.

DALI

2700K

L (mm)	POWER	CODE	☐	■ FLUX
244	9W	**108582.__**	**01**	**02** vedi tabella riflettori - see reflectors table
724	25W	**108585.__**	**01**	**02** vedi tabella riflettori - see reflectors table

3000K

L (mm)	POWER	CODE	☐	■ FLUX
244	9W	**108583.__**	**01**	**02** vedi tabella riflettori - see reflectors table
724	25W	**108586.__**	**01**	**02** vedi tabella riflettori - see reflectors table

4000K

L (mm)	POWER	CODE	☐	■ FLUX
244	9W	**108584.__**	**01**	**02** vedi tabella riflettori - see reflectors table
724	25W	**108587.__**	**01**	**02** vedi tabella riflettori - see reflectors table

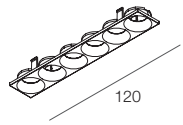

UGR <19 *

RIFLETTORE PER MICRO OTTICHE
Accessorio obbligatorio.

REFLECTOR FOR MICRO-OPTICS
Mandatory accessory.

L (mm)	n° OPTICS	BEAM	CODE	☐	■	▒	▒
244	2x120mm	50°	**108588.__**	**01**	**02**	**04**	**18**
724	6x120mm	50°	**108589.__**	**01**	**02**	**04**	**18**

FINISH	L (mm)	FLUX 2700K	FLUX 3000K	FLUX 4000K
☐ **01** Bianco - White	244mm	771 lm	838 lm	838 lm
	724mm	2100 lm	2285 lm	2285 lm
* ■ **02** Nero - Black	244mm	684 lm	743 lm	743 lm
	724mm	1860 lm	2024 lm	2024 lm
* ▒ **04** Brunito - Brunished	244mm	734 lm	798 lm	798 lm
	724mm	1998 lm	2175 lm	2175 lm
* ▒ **18** Oro rosso - Red Gold	244mm	732 lm	795 lm	795 lm
	724mm	1991 lm	2167 lm	2167 lm

FORTY8 TRACK
SOSPENSIONI
PENDANT LAMPS





Provviste di adattatori per binario FORTY8 a bloccaggio meccanico manuale. Cavo di alimentazione/sospensione con protezione in treccia, tagliabile in opera, in tinta con l'apparecchio. Alimentatore 48V per il binario e sistema di gestione da ordinare a parte.

Provided with adapters for FORTY8 track, with manual mechanical locking system. Suspension/power supply cable protected by braid, cuttable on site, matching the luminaire. 48V driver for track and management system to be ordered separately.

III | IP 20 | CRI >90 | 48Vdc | GRUPPO 1 | 5 anni years

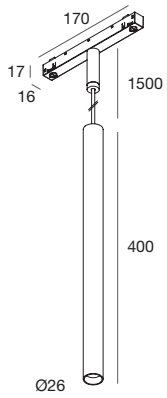

MINI TUBE 48V
Corpo In lega di alluminio verniciata, sorgente LED arretrata, lente 30° in PMMA.

MINI TUBE 48V
Body made of painted alluminium alloy, recessed LED source, PMMA lens 30°.

DALI

POWER	FLUX	2700K	FLUX	3000K	FLUX	4000K		
7W	469 lm	**108525.__**	499 lm	**108526.__**	519 lm	**108527.__**	**01**	**02**

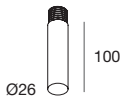

DIFFUSORE CILINDRICO DECORATIVO
Accessorio opzionale.

DECORATIVE CYLINDRICAL DIFFUSER
Optional accessory.

CODE	L (mm)
108528.99	100

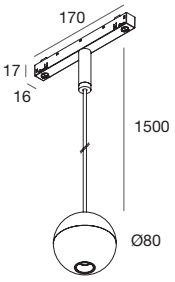

SPHERA 48V
Corpo in lega di alluminio verniciata. Emissione diretta con sorgente LED arretrata e lente 35° in PMMA. Emissione indiretta con diffusore opale.

SPHERA 48V
Body in painted aluminium alloy. Direct emission with back LED source and lens 35° in PMMA. Indirect emission with opal diffuser.

DALI

POWER	FLUX	2700K	FLUX	3000K	FLUX	4000K		
6W	527 lm	**108529.__**	561 lm	**108530.__**	583 lm	**108531.__**	**01**	**02**

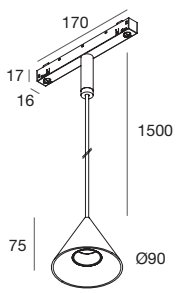

CONUS 48V
Corpo In lega di alluminio verniciata, sorgente LED arretrata, lente 50° in PMMA.

CONUS 48V
Body made of painted alluminium alloy, recessed LED source, PMMA lens 50°.

DALI

POWER	FLUX	2700K	FLUX	3000K	FLUX	4000K		
7W	436 lm	**108532.__**	464 lm	**108533.__**	482 lm	**108534.__**	**01**	**02**

FORTY8
LED SPOT

Provvisti di adattatori per binario FORTY8, a bloccaggio meccanico manuale. Alimentatore 48V per il binario e sistema di gestione da ordinare a parte.

Provided with adapters for FORTY8 track, with manual mechanical locking system. 48V driver for track and management system to be ordered separately.





IP 20 · CRI >90 · 48Vdc · 5 anni years · DESIGNED IN ITALY

C.A.M. Edilizia

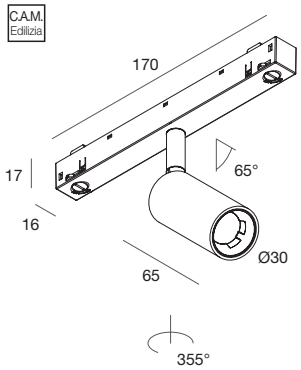

KLIMT SPOT 48V
Corpo In lega di alluminio pressofuso verniciato, riflettore nero satinato.

KLIMT SPOT 48V
Body made of painted die-cast aluminium alloy, black satin reflector.

DALI

POWER	BEAM	FLUX	2700K	FLUX	3000K	FLUX	4000K	☐	■
3W	25°	244 lm	**108544.__**	261 lm	**108546.__**	281 lm	**108548.__**	**01**	**02**
3W	40°	266 lm	**108545.__**	284 lm	**108547.__**	305 lm	**108549.__**	**01**	**02**

C.A.M. Edilizia

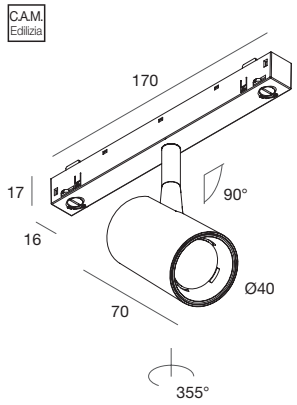

MIR SPOT 48V
Corpo In lega di alluminio pressofuso verniciato, lente in policarbonato e riflettore nero satinato.

MIR SPOT 48V
Body made of painted die-cast aluminium alloy, polycarbonate lens and black satin reflector.

DALI

POWER	BEAM	FLUX	2700K	FLUX	3000K	FLUX	4000K	☐	■
6W	20°	475 lm	**108550.__**	475 lm	**108552.__**	527 lm	**108554.__**	**01**	**02**
6W	40°	485 lm	**108551.__**	485 lm	**108553.__**	539 lm	**108555.__**	**01**	**02**

C.A.M. Edilizia

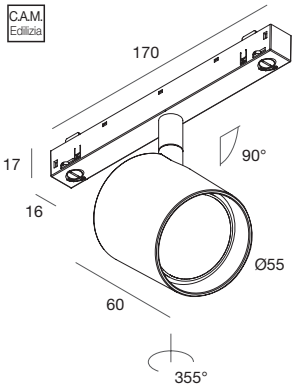

GALA SPOT 48V
Corpo In lega di alluminio pressofuso verniciato, lente in policarbonato.

GALA SPOT 48V
Body made of painted die-cast aluminium alloy, polycarbonate lens

DALI

POWER	BEAM	FLUX	2700K	FLUX	3000K	FLUX	4000K	☐	■
13W	14°	1014 lm	**108556.__**	1055 lm	**108558.__**	1160 lm	**108560.__**	**01**	**02**
13W	34°	1072 lm	**108557.__**	1115 lm	**108559.__**	1226 lm	**108561.__**	**01**	**02**



SCHERMO A NIDO D'APE
anti-abbagliamento
Ø 50 mm

HONEYCOMB ANTI-GLARE ACCESSORY
Ø 50 mm

CODE ■
1018A4.02

PABLO SPOT 48V
Corpo In lega di alluminio estruso verniciato, lente in policarbonato, riflettore in tecnopolimero in tinta con l'apparecchio. Ottiche intercambiabili 15° e 38°.

PABLO SPOT 48V
Body made of painted extruded aluminium alloy, polycarbonate lens, technopolymer reflector to match the luminaire. Interchangeable optics 15° and 38°.



III | IP 20 | CRI >90 | 48Vdc | GRUPPO 1 | 5 anni years

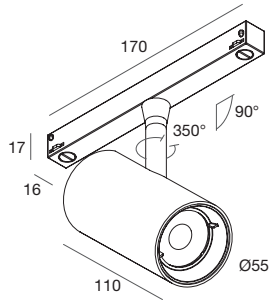

DALI

POWER	BEAM	FLUX	2700K	FLUX	3000K	FLUX	4000K		
9W	15-38°	1013 lm	**108535.__**	1078 lm	**108536.__**	1189 lm	**108537.__**	**01**	**02**

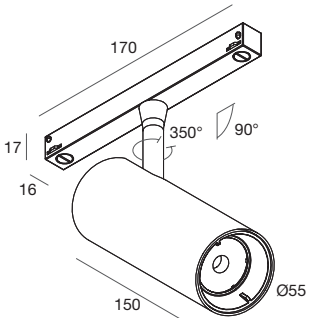

DALI

POWER	BEAM	FLUX	2700K	FLUX	3000K	FLUX	4000K		
19W	15-38°	1552 lm	**108538.__**	1651 lm	**108539.__**	1767 lm	**108540.__**	**01**	**02**

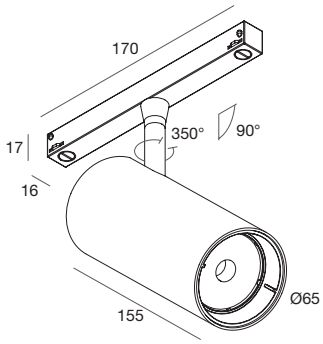

DALI

POWER	BEAM	FLUX	2700K	FLUX	3000K	FLUX	4000K		
26W	15-38°	2215 lm	**108541.__**	2356 lm	**108542.__**	2546 lm	**108543.__**	**01**	**02**

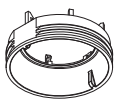

ANELLO DECORATIVO ORO opzionale

DECORATIVE GOLD RING optional

CODE	VERSION
106128.15	9W
106109.15	19W
106110.15	26W

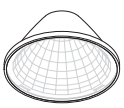

LENTE 55° - opzionale

LENS 55° - optional

CODE	VERSION
106126.00	9W
106113.00	19W
106114.00	26W



SCHERMO A NIDO D'APE anti-abbagliamento con ghiera in alluminio verniciato

HONEYCOMB ANTI-GLARE ACCESSORY with painted aluminum ring

CODE	VERSION
106127.02	9W
106111.02	19W
106112.02	26W





T-48 MINI

Il binario elettrificato diventa un vero e proprio sistema illuminotecnico decorativo dall'aspetto incredibilmente minimale. Il sistema T-48 MINI è il primo TRACK 48V Novalux per installazione su superficie che consente di giocare, su soffitti e pareti, con composizioni di moduli LED lineari con micro ottiche, mini spot LED orientabili e sospensioni decorative ad alta resa cromatica. Il risultato è straordinario.

The electrified track becomes a true decorative lighting system with an incredibly minimalist appearance. The T-48 MINI system is the first Novalux 48V TRACK for surface installation that allows you to play, on ceilings and walls, with compositions of linear LED modules with micro-optics, adjustable LED mini spots and suspension lights with high colour rendering. The result is surprising.

T-48 MINI

Sistema composto da binari elettrificati 48V per installazione a plafone e parete, idoneo per proiettori 48V, moduli LED lineari 48V con micro ottiche UGR<19 e sospensioni decorative.

System composed of 48V tracks for ceiling and wall installation, suitable for 48V projectors, 48V micro-optics linear LED modules UGR<19 and 48V decorative pendant luminaires.



Binario elettrificato a bassa tensione (48V) ad un circuito 10A 0-60Vdc + D+/D- (per segnale DALI), in lega di alluminio estruso verniciato nero RAL9005 goffrato. Estrusi isolanti in PVC per conduttori in rame. Gestione ON/OFF con alimentatore 48V. Gestione DALI con alimentatore 48V e opportuna CENTRALINA DALI o interfaccia pulsante 18908.99 o DALI repeater 18906.99. In questa condizione è obbligatorio il dispositivo optoisolatore per convertire il segnale DALI in segnale digitale SELV. Per la gestione PUSH con interfaccia 105924.99 o gestione tramite Casambi/Tuya/Alexa con interfaccia 105925.99, non è obbligatorio l'optoisolatore. Installare sul binario ed interfacce 105924.99/105925.99, esclusivamente alimentatori 48V SELV.

Low-voltage (48V) track of one circuit max 10A 0-60Vdc + D+/D- (for DALI signal), made of aluminium alloy black painted RAL 9005 goffered. Extruded PVC insulation for copper conductors. ON/OFF control with 48V stabilized driver. DALI control with 48V driver and proper DALI CONTROL UNIT or button interface 18908.99 or DALI repeater18906.99. In this condition it is mandatory to use the opto-insulator to convert the DALI signal to digital SELV signal. In case of PUSH control with interface 105924.99 or control via Casambi/Tuya/Alexa with interface 105925.99, it is not necessary the opto-insulator. On track and interfaces 105924.99/105925.99, it is mandatory to install 48V power supplies only.

GESTIONE CON DISPOSITIVI DA REMOTIZZARE / MANAGEMENT WITH REMOTE DEVICES

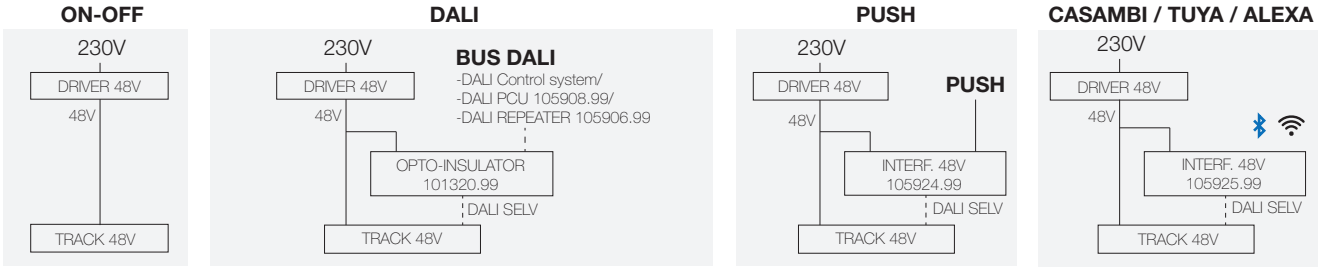

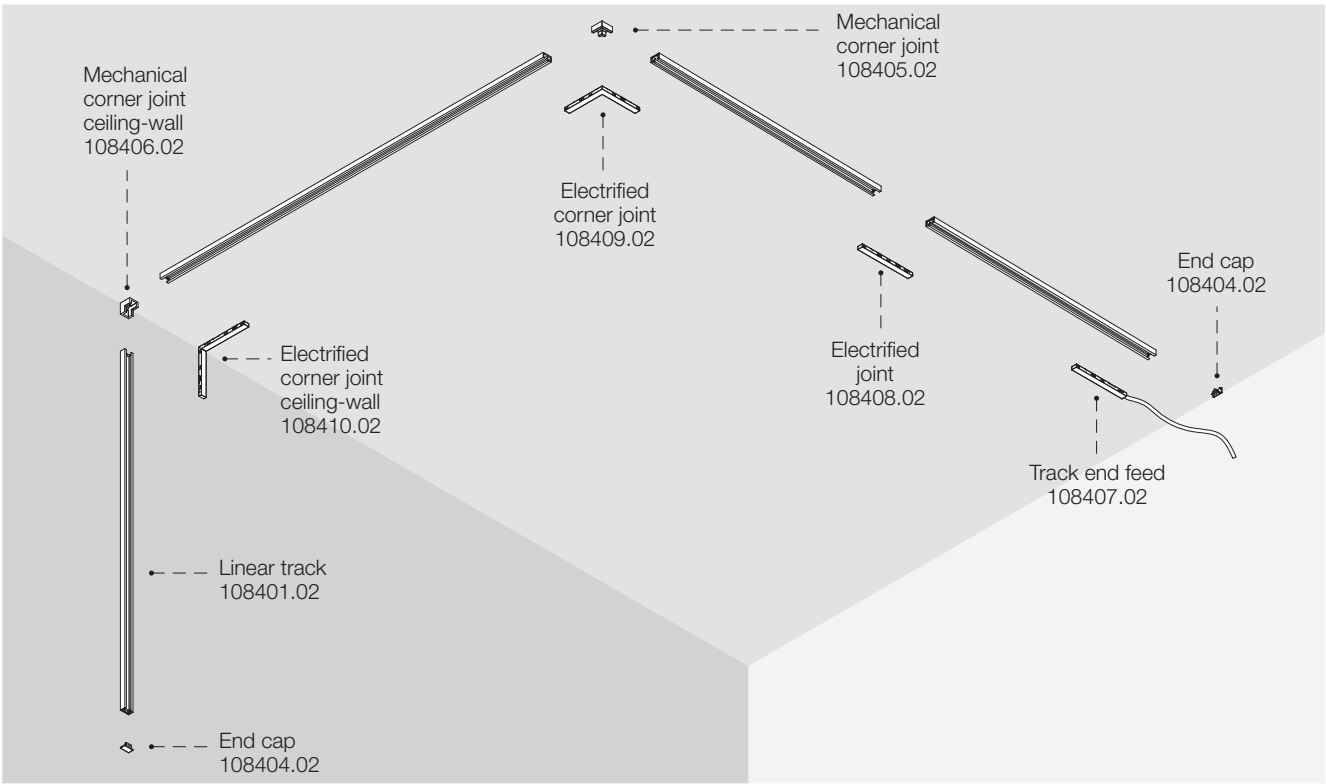

LUNGHEZZE MASSIME DEL BINARIO IN RAPPORTO ALLE POTENZE / MAXIMUM TRACK LENGTHS IN RELATION TO POWER

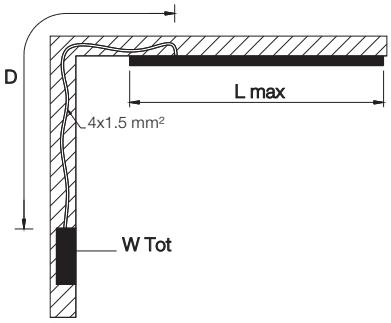

Binario a plafone e alimentatore remoto
Ceiling track and remote driver

W Tot	D	L max
100 W	5 m	50 m
150 W	5 m	50 m
320 W	5 m	20 m

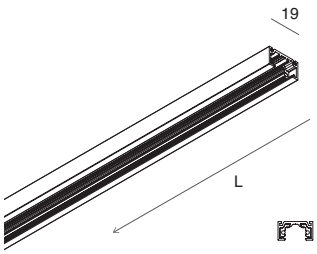

BINARIO ELETTRIFICATO LINEARE 48V

LINEAR ELECTRIFIED TRACK 48V

L (mm)	CODE
1000	**108401.02**
2000	**108402.02**
3000	**108403.02**

T-48 MINI

ACCESSORI
ACCESSORIES



TESTATA TERMINALE (1 pz)
Da prevedere a inizio e fine composizione.
Per necessità di isolamento elettrico aggiungere una testata anche nel caso di taglio dei binari e montaggio in fila continua con alimentazioni diverse.

END CAP (1 pc)
Provide at the beginning and end of composition.
For need of electrical insulation, add 1 end cap also when cutting and putting in continuity two pieces of track with different current input.

CODE
108404.02

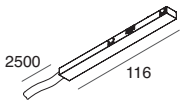

ALIMENTAZIONE DI TESTA PER BINARIO 48V
Max 8A

48V TRACK END-FEED
Max 8A

CODE
108407.02

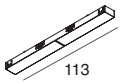

GIUNTO LINEARE ELETTRIFICATO

ELECTRIFIED STRAIGHT JOINT

CODE
108408.02

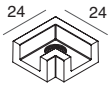

GIUNTO ANGOLARE MECCANICO
Giunto angolare elettrificato da ordinare a parte.

MECHANICAL CORNER JOINT
Electrified corner joint to be ordered separately.

CODE
108405.02

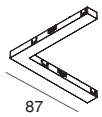

GIUNTO ANGOLARE ELETTRIFICATO
Giunto angolare meccanico da ordinare a parte.

ELECTRIFIED CORNER JOINT
Mechanical corner joint to be ordered separately.

CODE
108409.02

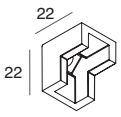

GIUNTO ANGOLARE SOFFITTO-PARETE MECCANICO
Giunto angolare soffitto-parete elettrificato da ordinare a parte.

MECHANICAL CORNER JOINT CEILING-WALL
Electrified corner joint ceiling-wall to be ordered separately.

CODE
108406.02

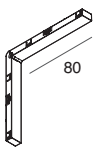

GIUNTO ANGOLARE SOFFITTO-PARETE ELETTRIFICATO
Giunto angolare soffitto-parete meccanico da ordinare a parte

ELECTRIFIED CORNER JOINT WALL-CEILING
Mechanical corner joint ceiling-wall to be ordered separately.

CODE
108410.02

T-48 MINI

ACCESSORI
ACCESSORIES

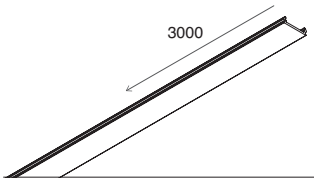

PROFILO DI CHIUSURA
Cover copri binario opzionale.

COVER PROFILE
Optional track cover.

CODE	L (mm)
108411.02	3000

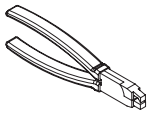

TRONCHESE PER TAGLIO CONDUTTORI DEL BINARIO
Da usare per sezionare i binari in opera.

CUTTING TOOL FOR TRACK CONDUCTORS
To be used to cut tracks on site.

CODE
108412.99

IP 65 48Vdc

NEW *

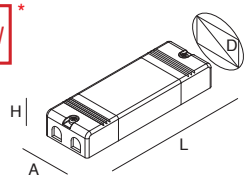

ALIMENTATORE ELETTRONICO STABILIZZATO 48V 220-240V 50/60 Hz
Per gestione DALI prevedere opportuna centralina DALI, o interfacce 18908.99/105924.99/105925.99 o DALI repeater 18906.99.

ELECTRONIC STABILIZED DRIVER 48V 220-240V 50/60 Hz
For DALI control provide a DALI control system, o interfacce 18908.99/105924.99/105925.99 o DALI repeater 18906.99.repeater 18906.99.

CODE	POWER	A (mm)	D (mm)	H (mm)	L (mm)
101314.99	100W	63	75	32	140
* **101337.99**	150W	63	75	35	180
101313.99	320W	90	100	45	252

SELV III 48Vdc

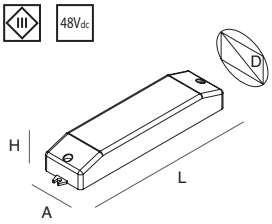

RIPETITORE PER OPTOISOLARE IL BUS DALI IN INGRESSO
Dispositivo obbligatorio nel caso di utilizzo o interfacce 18908.99/105924.99/105925.99 o DALI repeater 18906.99.

REPEATER TO OPTO-INSULATE THE BUS DALI INPUT SIGNAL
Mandatory in case of using o interfacce 18908.99/105924.99/105925.99 o DALI repeater 18906.99.

CODE	A (mm)	D (mm)	H (mm)	L (mm)
101320.99	42	51	29	180

Prevederne uno per ogni generatore di segnale DALI.
Vedi schema a pag. 217
Provide one for each DALI signal generator.
See diagram on pag. 217

T-48 MINI

DRIVER BOX

NEW

IP 20 48Vdc

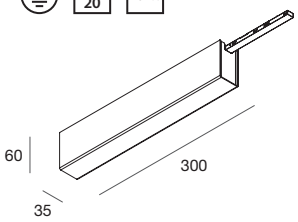

BOX PER BINARIO A PLAFONE
INIZIO LINEA
CON ALIMENTAZIONE INTEGRATA 96W
Box a plafone. Alimentazione di testa inclusa.

BOX FOR CEILING TRACK
START-OF-LINE
WITH INTEGRATED DRIVER 96W
Ceiling box. End feed included.

CODE	POWER	A(mm)	H(mm)	L (mm)
108414.02	96W	35	60	300

IP 20 48Vdc

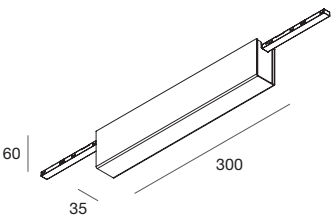

BOX PER BINARIO A PLAFONE
CENTRALE
CON ALIMENTAZIONE INTEGRATA 96W
Box a plafone. 2 alimentazioni di testa incluse.

BOX FOR CEILING TRACK
MID-LINE
WITH INTEGRATED DRIVER 96W
Ceiling box. 2 End feeds included.

CODE	POWER	A(mm)	H(mm)	L (mm)
108415.02	96W	35	60	300

IP 20 48Vdc

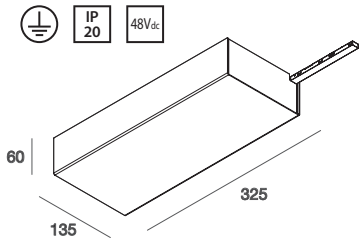

BOX PER BINARIO A PLAFONE
INIZIO LINEA
CON ALIMENTAZIONE INTEGRATA 150W
+ OPTOISOLATORE + CENTRALINA DALI
LIGHT IOT. Box a plafone.
Alimentazione di testa inclusa.

BOX FOR CEILING TRACK
START-OF-LINE
WITH INTEGRATED DRIVER 150W
+ OPTOINSULATOR + DALI LIGHT IOT
CONTROL UNIT. Ceiling box.
End feed included.

CODE	POWER	A(mm)	H(mm)	L (mm)
108416.02	150W	135	60	325

IP 20 48Vdc

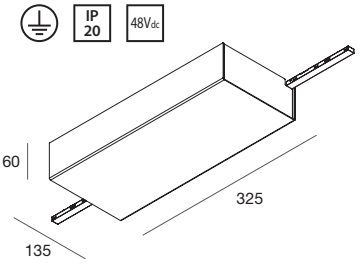

BOX PER BINARIO A PLAFONE
CENTRALE
CON ALIMENTAZIONE INTEGRATA 150W
+ OPTOISOLATORE + CENTRALINA DALI
LIGHT IOT. Box a plafone.
2 alimentazioni di testa incluse.

BOX FOR CEILING TRACK
MID-LINE
WITH INTEGRATED DRIVER 150W
+ OPTOINSULATOR + DALI LIGHT IOT
CONTROL UNIT. Ceiling box.
2 End feeds included.

CODE	POWER	A(mm)	H(mm)	L (mm)
108417.02	150W	135	60	325

GESTIONE CON DRIVER BOX / MANAGEMENT WITH DRIVER BOX

BOX CON ALIMENTAZIONE 48V INTEGRATA E PREDISPOSIZIONE PER INGRESSO DALI
Utilizzabile in gestione on-off o con un sistema di gestione della dimmerazione remoto

BOX WITH INTEGRATED 48V DRIVER AND PREDISPOSITION FOR DALI INPUT
Can be used in on-off management or with a remote dimming management system

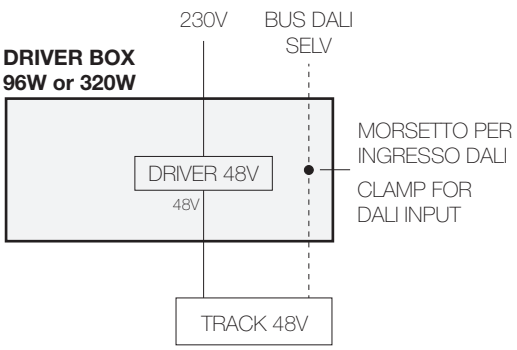

BOX CON ALIMENTAZIONE 48V E
CENTRALINA DALI LIGHT IOT INTEGRATE

BOX WITH 48V DRIVER AND INTEGRATED
DALI LIGHT IOT CONTROL UNIT

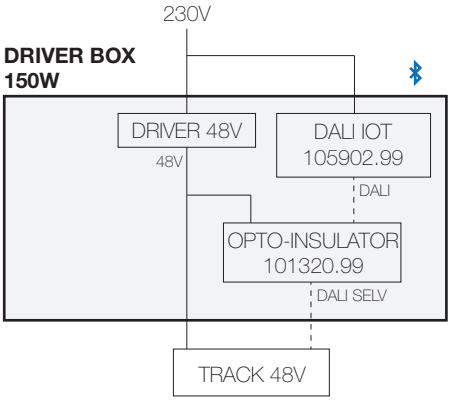

T-48 MINI
MODULI LED LINEARI
LINEAR LED MODULES



Provvisto di adattatore non polarizzato per binario 48V ad inserimento rapido a scatto.
Alimentatore 48V per il binario e sistema di gestione da ordinare a parte.

Provided with non polarized adapters for quick clicking in installation.
48V driver for track and management system to be ordered separately.

UGR <19 | C.A.M. Edilizia | NEW *

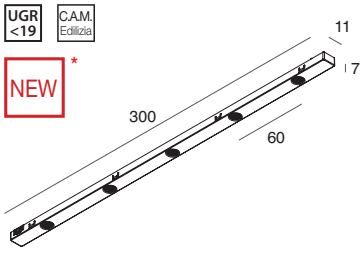

MODULO LED MICRO OTTICHE 48V
48V MICRO-OPTICS LED MODULE

DALI

POWER	FLUX	2700K *	FLUX	3000K	FLUX	4000K *	
5W	365 lm	**108591.__**	384 lm	**108519.__**	403 lm	**108592.__**	**02**

T-48 MINI NEW
SOSPENSIONI
PENDANT LAMPS





Provvisti di adattatori non polarizzati per binario T-48 MINI, ad inserimento meccanico rapido a scatto. Cavo di alimentazione/sospensione con protezione in treccia, tagliabile in opera, in tinta con l'apparecchio. Alimentatore 48V per il binario e sistema di gestione da ordinare a parte.

Provided with non polarized adapters for T-48 MINI track, for quick clicking-in installation. Suspension/power supply cable protected by braid, cuttable on site, matching the luminaire. 48V driver for track and management system to be ordered separately.

III | IP 20 | CRI >90 | 48Vdc | 5 anni years

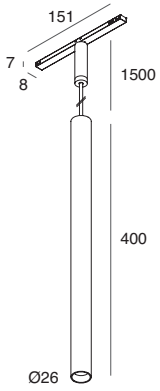

MINI TUBE 48V
Corpo In lega di alluminio verniciata, sorgente LED arretrata, lente 30° in PMMA.

MINI TUBE 48V
Body made of painted alluminium alloy, recessed LED source, PMMA lens 30°.

DALI

POWER	FLUX	2700K	FLUX	3000K	FLUX	4000K		
7W	469 lm	**108567.__**	499 lm	**108568.__**	519 lm	**108569.__**	**01**	**02**

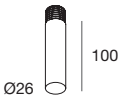

DIFFUSORE CILINDRICO DECORATIVO
Accessorio opzionale

DECORATIVE CYLINDRICAL DIFFUSER
Optional accessory

CODE	L (mm)
108528.99	100

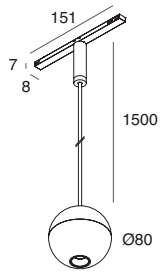

SPHERA 48V
Corpo in lega di alluminio verniciata. Emissione diretta con sorgente LED arretrata e lente 35° in PMMA. Emissione indiretta con diffusore opale.

SPHERA 48V
Body in painted aluminium alloy. Direct emission with back LED source and lens 35° in PMMA. Indirect emission with opal diffuser.

DALI

POWER	FLUX	2700K	FLUX	3000K	FLUX	4000K		
6W	527 lm	**108570.__**	561 lm	**108571.__**	583 lm	**108572.__**	**01**	**02**

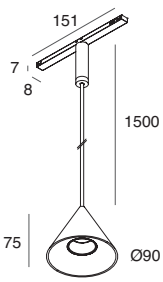

CONUS 48V
Corpo In lega di alluminio verniciata, sorgente LED arretrata, lente 50° in PMMA.

CONUS 48V
Body made of painted alluminium alloy, recessed LED source, PMMA lens 50°.

DALI

POWER	FLUX	2700K	FLUX	3000K	FLUX	4000K		
7W	436 lm	**108573.__**	464 lm	**108574.__**	482 lm	**108575.__**	**01**	**02**

T-48 MINI
LED SPOT





Provvisti di adattatori non polarizzati per binario T-48 MINI, ad inserimento meccanico rapido a scatto. Alimentatore 48V per il binario e sistema di gestione da ordinare a parte.

Provided with non polarized adapters for T-48 MINI track, for quick clicking-in installation. 48V driver for track and management system to be ordered separately.

III | IP 20 | CRI >90 | 48Vdc | 5 anni years | MADE IN ITALY

C.A.M. Edilizia | MADE IN ITALY

NEW

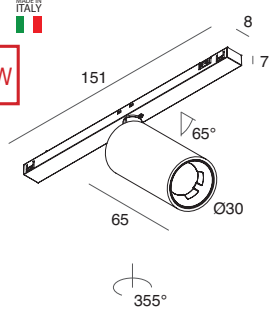

KLIMT SPOT 48V
Corpo In lega di alluminio pressofuso verniciato, riflettore nero satinato.

KLIMT SPOT 48V
Body made of painted die-cast aluminium alloy, black satin reflector.

DALI

POWER	BEAM	FLUX	2700K	FLUX	3000K	FLUX	4000K		
3W	25°	244 lm	**108562.__**	261 lm	**108564.__**	281 lm	**108566.__**	**01**	**02**
3W	40°	266 lm	**108563.__**	284 lm	**108565.__**	305 lm	**108590.__**	**01**	**02**

C.A.M. Edilizia

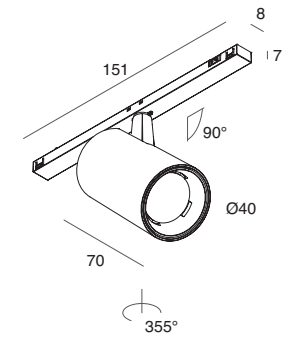

MIR SPOT 48V
Corpo in lega di alluminio pressofuso verniciato, provvisto di riflettore satinato in polimero tecnico.

MIR SPOT 48V
Body made by painted die-cast aluminium alloy, with technical polymer black satin reflector.

DALI

POWER	BEAM	FLUX	2700K	FLUX	3000K	FLUX	4000K		
6W	20°	475 lm	**108501.__**	475 lm	**108503.__**	527 lm	**108505.__**	**01**	**02**
6W	40°	485 lm	**108502.__**	485 lm	**108504.__**	539 lm	**108506.__**	**01**	**02**


ENTINO
GUY BOURDIN
AB CONCEPT
DE VLASGHAARD





GHOST EVO

L'unico sistema luminoso a scomparsa che si declina in molteplici soluzioni illuminotecniche. Il profilo di alluminio GHOST EVO Novalux, si fonde completamente nel cartongesso, per creare velette perimetrali, gole luminose e canali per proiettori LED CRI>90.

The only concealed lighting system that comes in multiple lighting solutions. GHOST EVO aluminium profile by Novalux blends in completely with the plasterboard to create perimeter light coves, lighting grooves and channels for CRI>90 LED spotlights.



INSTALLAZIONI
INSTALLATION

GHOST EVO
LIGHT CUT
CENTRALE

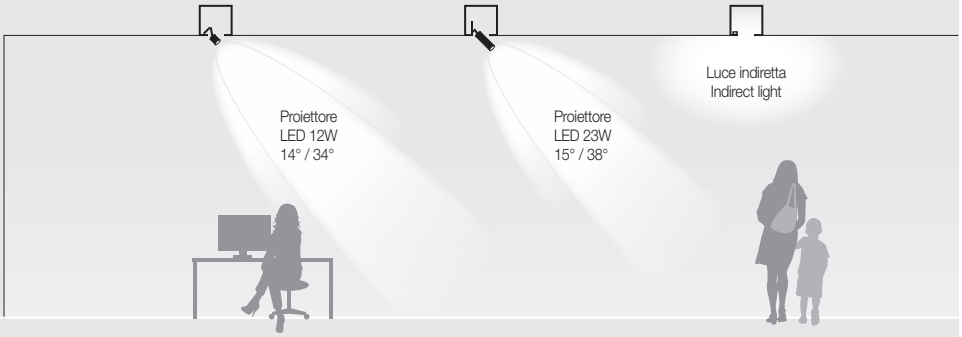

GHOST EVO
LIGHT CUT
PERIMETRALE



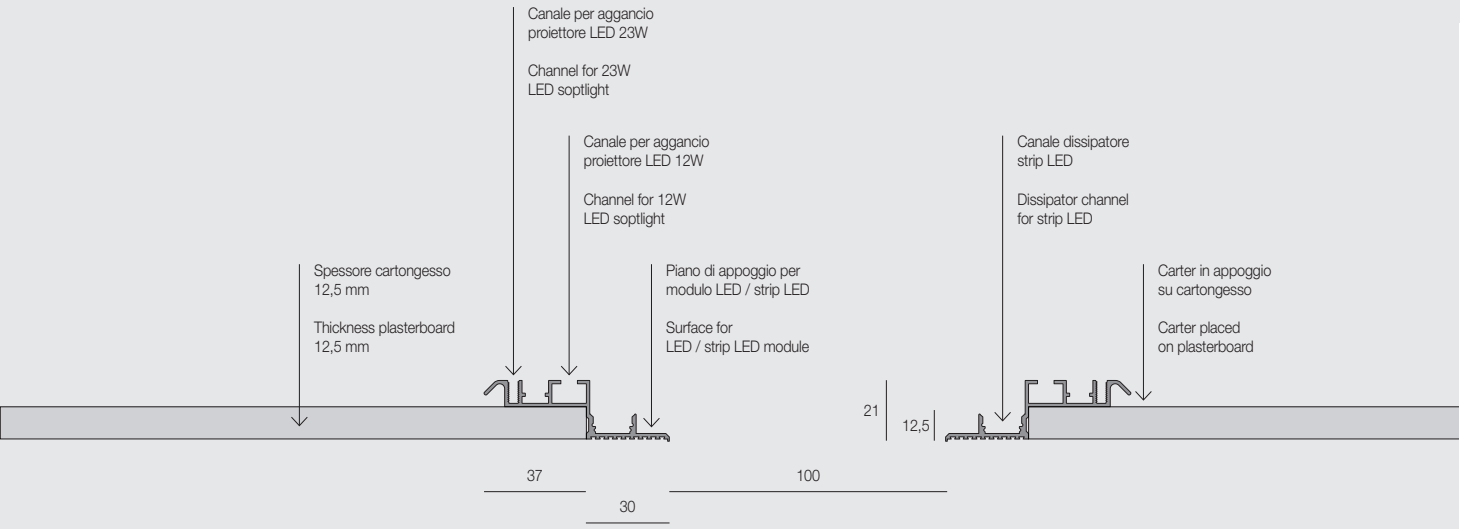

SYSTEMS

GHOST EVO

- **MIX DI SOLUZIONI COMPOSITIVE PER CONTROSOFFITTO IN CARTONGESSO:**
  VARIETY OF COMPOSITIONS FOR PLASTERBOARD CEILING:
- **CANALE DISSIPATORE INTEGRATO PER STRIP LED PER LUCE INDIRETTA**
  INTEGRATED HEAT DISSIPATION CHANNEL FOR STRIP LED IN CASE OF INDIRECT LIGHT SOLUTIONS
- **PROIETTORI LED ORIENTABILI 12W PROIETTORI LED ORIENTABILI 23W A OTTICA INTERCAMBIABILE, REGOLAZIONE DELL'ALTEZZA A SLITTA E ACCESSORI FILTRO A NIDO D'APE E SAGOMATORE**
  ADJUSTABLE SPOTLIGHTS 12W; ADJUSTABLE SPOTLIGHTS 23W INTERCHANGEABLE LENS AND SLIDER HEIGHT ADJUSTMENT SYSTEM, WITH HONEYCOMB ANTI-GLARE ACCESSORY AND BARN DOOR

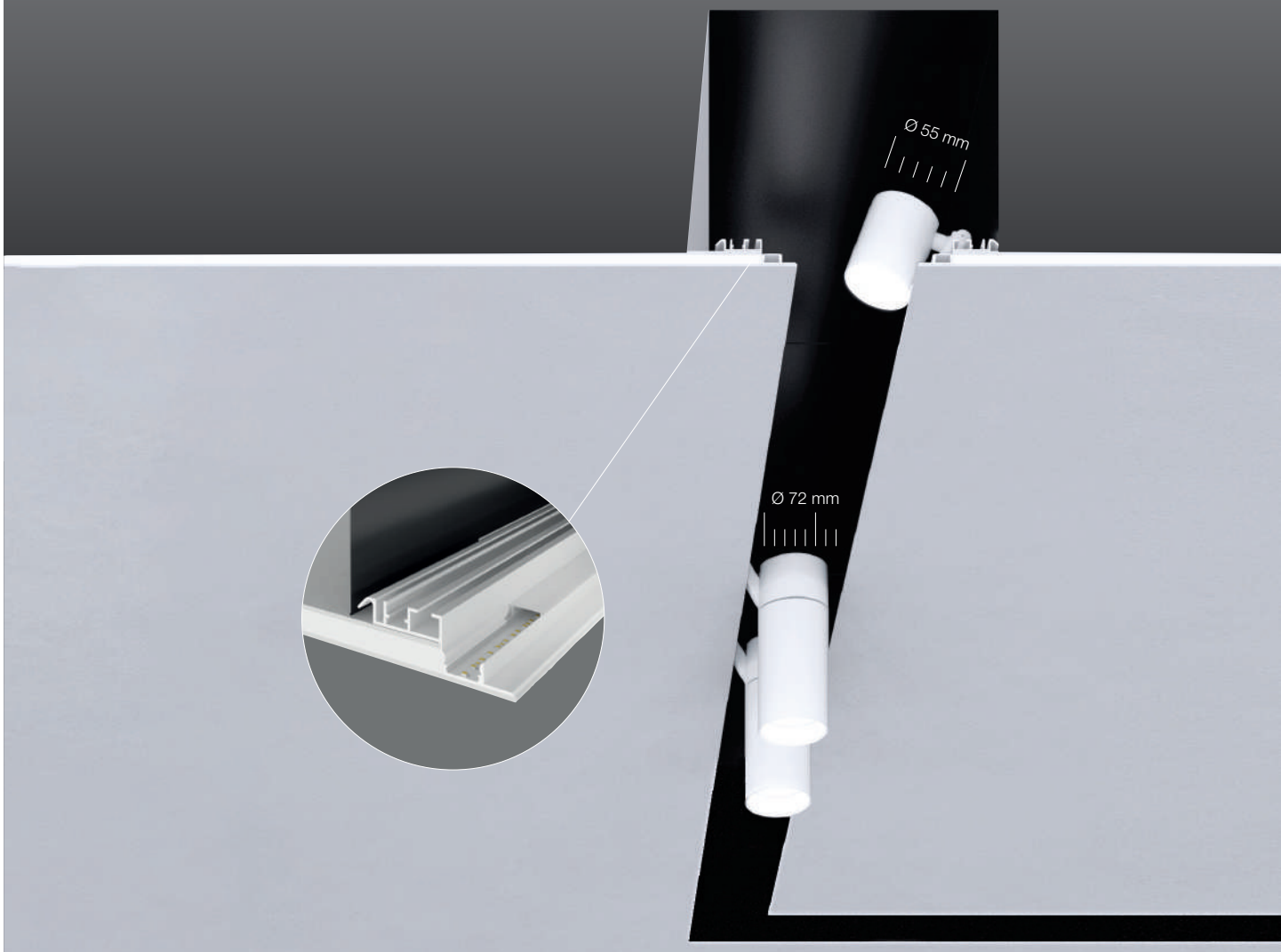



GHOST EVO
LIGHT CUT CENTRALE

Canale per controsoffitti in cartongesso da realizzare mediante profilo strutturale in alluminio, associabile a proiettori LED orientabili e/o strip LED per luce indiretta.

Channel for installation in plasterboard ceilings to be done by means of a structural profile in aluminium which levelled and can be coupled with an orientable LED projector and/or strip LED for indirect light.



PROFILO STRUTTURALE
Profili in alluminio da stuccare e rasare, tagliabili a misura in opera.
Giunti lineari inclusi.

STRUCTURAL PROFILE
Aluminum profiles to be plastered and levelled, cut to measure on site.
Linear junction included.

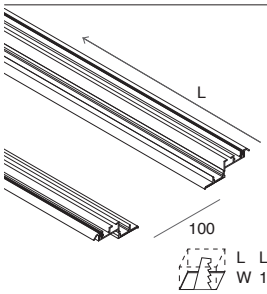

PROFILO STRUTTURALE LINEARE (2 pz.)
giunti lineari inclusi

LINEAR STRUCTURAL PROFILE (2 pcs)
linear junction included

CODE	L (mm)
104001.99	1120
104002.99	1400
104003.99	1680
104004.99	3000

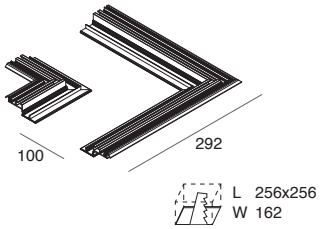

PROFILO ANGOLARE

CORNER PROFILE

CODE	L (mm)
104010.99	292x292

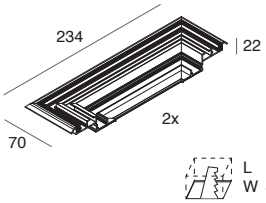

PROFILO TERMINALE (2 pz.)
giunti lineari inclusi

END PROFILE (2 pcs)
linear junction included

CODE
104007.99

GHOST EVO
LIGHT CUT CENTRALE

ACCESSORI
ACCESSORIES

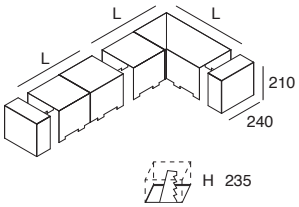

CARTER DI COPERTURA
in lamiera di acciaio verniciata
con pretranciature per la piega in opera.
Non utilizzare con strip LED a luce indiretta.

COVER CASING
in painted steel with pre-cuts
for bending on site.
Do not use with indirect LED strip.

CODE	□	■		L (mm)	Pz / Pcs
104050.01	**.02**		Lineare	490	4
104051.01	**.02**		Lineare	990	2
104052.01	**.02**		Angolare	490x490	1
104053.01	**.02**		Testata		2

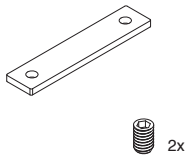

GIUNTO LINEARE
Da prevedere in caso di taglio in opera del profilo lineare e recupero della parte rimanente.
Prevedere un giunto per ogni profilo.

LINEAR JUNCTION
To be used when linear profile is cut to measure on site and the remaining part is reused. n.1 junction each profile.

CODE	
104005.99	

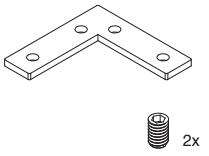

GIUNTO ANGOLARE
Da prevedere in caso di taglio in opera del profilo lineare e recupero della parte rimanente.
Prevedere un giunto per ogni profilo.

CORNER JUNCTION
To be used when linear profile is cut to measure on site and the remaining part is reused. n.1 junction each profile.

CODE	
104006.99	

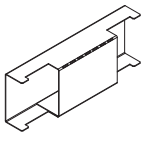

DIMA

MOUNTING ACCESSORY

CODE	
104008.99	

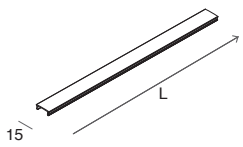

DIFFUSORE OPALE PER STRIP LED
LUCE INDIRETTA
in policarbonato, ad incastro a filo

DIFFUSER FOR STRIP LED
INDIRECT LIGHT
polycarbonate flush diffuse

CODE	L (mm)
104038.99	2000

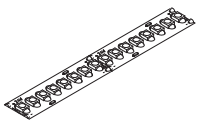

STRIP LED
Pag. 422



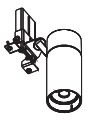

PROIETTORI LED ORIENTABILI
ADJUSTABLE LED SPOTLIGHTS
Pag. 232-233

GHOST EVO
LIGHT CUT PERIMETRALE

Veletta per controsoffitti in cartongesso da realizzare mediante profilo strutturale in alluminio, associabile a proiettori LED orientabili e/o strip LED per luce indiretta.

Channel for indirect lighting for plasterboard ceilings, to be done by means of a structural profile in aluminium which can be coupled with an orientable LED projector and /or strip LED for indirect lighting.



PROFILO STRUTTURALE
Profili in alluminio da stuccare e rasare, tagliabili a misura in opera.
Giunti lineari inclusi.

STRUCTURAL PROFILE
Aluminum profiles to be plastered and levelled, cut to measure on site.
Linear junction included.

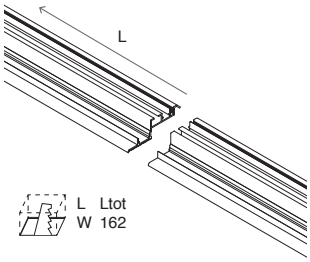

PROFILO STRUTTURALE LINEARE (2 pz.)
giunti lineari inclusi

LINEAR STRUCTURAL PROFILE (2 pcs)
linear junction included

CODE	L (mm)
104001.99	1120
104002.99	1400
104003.99	1680
104004.99	3000

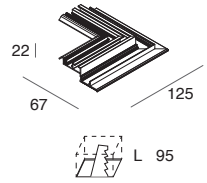

PROFILO ANGOLARE ESTERNO
giunti lineari inclusi

EXTERIOR CORNER PROFILE
linear junction included

CODE	L (mm)
104012.99	125x125

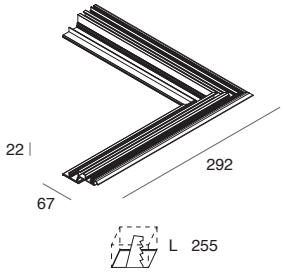

PROFILO ANGOLARE INTERNO
giunti lineari inclusi

INTERNAL CORNER PROFILE
linear junction included

CODE
104011.99

GHOST EVO
LIGHT CUT PERIMETRALE

ACCESSORI
ACCESSORIES

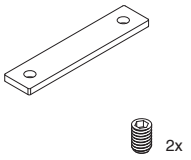

GIUNTO LINEARE
Da prevedere in caso di taglio in opera del profilo lineare e recupero della parte rimanente. Prevedere un giunto per ogni profilo.

LINEAR JUNCTION
To be used when linear profile is cut to measure on site and the remaining part is reused. n.1 junction each profile.

CODE
104005.99

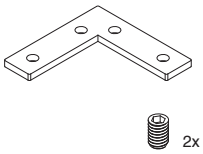

GIUNTO ANGOLARE
Da prevedere in caso di taglio in opera del profilo lineare e recupero della parte rimanente. Prevedere un giunto per ogni profilo.

CORNER JUNCTION
To be used when linear profile is cut to measure on site and the remaining part is reused. n.1 junction each profile.

CODE
104006.99

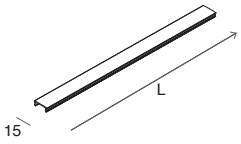

DIFFUSORE OPALE PER STRIP LED
LUCE INDIRETTA
in policarbonato, ad incastro a filo

DIFFUSER FOR STRIP LED
INDIRECT LIGHT
polycarbonate flush diffuse

CODE	L (mm)
104038.99	2000

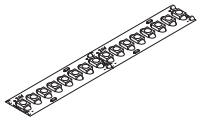

STRIP LED
Pag. 422

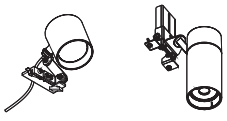

PROIETTORI LED ORIENTABILI
ADJUSTABLE LED SPOTLIGHTS
Pag. 232-233

GHOST EVO
PROIETTORE 12W

Proiettori LED orientabil per installazioni Ghost EVO
LIGHT CUT CENTRALE e LIGHT CUT PERIMETRALE.

Adjustable LED spotlight for Ghost EVO
LIGHT CUT CENTRALE and LIGHT CUT PERIMETRALE
installations.



PROIETTORE LED ORIENTABILE 12W
Corpo in lega di alluminio pressofuso verniciato a polvere e lente in policarbonato.
Disponibili versioni con lente per emissione 14° o 34°.
Aggancio per profilo strutturale Ghost evo incluso
Alimentatore elettronico da ordinare a parte.

ADJUSTABLE LED SPOTLIGHT 12W
Body made of powder painted die-cast aluminum alloy and polycarbonate lens.
Available versions with lens for emission 14° or 34°
Coupling for Ghost evo structural profile included.
Electronic driver to be ordered separately.

IP 20 | CRI >90 | GRUPPO 1 | 5 anni years | MADE IN ITALY | C.A.M. Edilizia

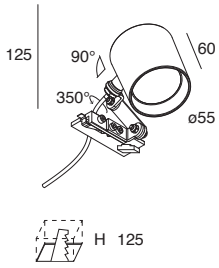

POWER	BEAM	FLUX	3000K ☐	■	FLUX	4000K ☐	■
12W	14°	1055 lm	**104044.01**	**.02**	1160 lm	**104045.01**	**.02**
12W	34°	1115 lm	**104046.01**	**.02**	1232 lm	**104047.01**	**.02**

GHOST EVO
PROIETTORE 12W

ACCESSORI
ACCESSORIES



SCHERMO A NIDO D'APE
anti-abbagliamento
Ø 50 mm

HONEYCOMB ANTI-GLARE
ACCESSORY
Ø 50 mm

CODE ■
1018A4.02

350 mA | IP 20

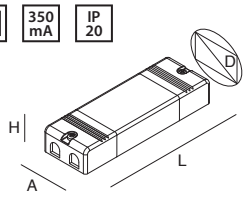

ALIMENTATORE ELETTRONICO
STABILIZZATO 350mA
220-240V 50/60Hz

ELECTRONIC STABILIZED
DRIVER 350mA
220-240V 50/60Hz

CODE	POWER	A (mm)	D (mm)	H (mm)	L (mm)
101326.99	18W	45	49	21	115

IP 20 | PUSH | 350 mA

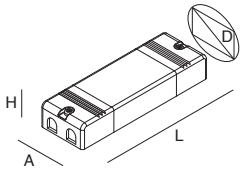

ALIMENTATORE ELETTRONICO
DIMMERABILE 220-240V 50/60Hz

ELECTRONIC DIMMABLE DRIVER
220-240V 50/60Hz

CODE	POWER	A (mm)	D (mm)	H (mm)	L (mm)
101333.99	25W	52	55	23	120

GHOST EVO
PROIETTORE 23W

Proiettori LED orientabil per installazioni Ghost EVO
LIGHT CUT CENTRALE e LIGHT CUT PERIMETRALE.

Adjustable LED spotlight for Ghost EVO
LIGHT CUT CENTRALE and LIGHT CUT PERIMETRALE
installations.



PROIETTORE LED ORIENTABILE 23W
Corpo in lega di alluminio e meccanismo a scorrimento in acciaio verniciato.
Ottiche 15° e 38° intercambiabili integrate.
Alimentatore elettronico da ordinare a parte.

ADJUSTABLE LED SPOTLIGHT 23W
Aluminium alloy body and painted steel sliding mechanism.
Interchangable 15° and 38° optics included.
Driver to be ordered separately.



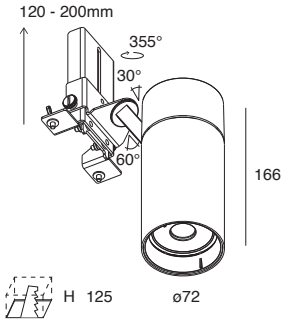

POWER	BEAM	FLUX	3000K		FLUX	4000K	
23W	15° 38°	1790 lm 1903 lm	**104039.01**	**.02**	1916 lm 2037 lm	**104040.01**	**.02**

GHOST EVO
PROIETTORE 23W

ACCESSORI
ACCESSORIES



SCHERMO A NIDO D'APE
anti-abbagliamento
Ø 72 mm

HONEYCOMB ANTI-GLARE
ACCESSORY
Ø 72 mm

CODE
104042.02

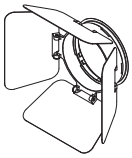

SAGOMATORE
Ø 72 mm

BARN DOOR ACCESSORY
Ø 72 mm

CODE
104043.02

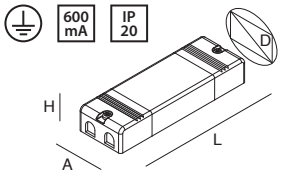

ALIMENTATORE ELETTRONICO
STABILIZZATO 600mA
220-240V 50/60Hz

ELECTRONIC STABILIZED
DRIVER 600mA
220-240V 50/60Hz

CODE	POWER	A (mm)	D (mm)	H (mm)	L (mm)
104041.99	27W	42	54	30	130

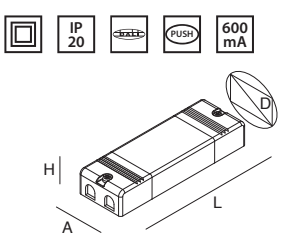

ALIMENTATORE ELETTRONICO
DIMMERABILE 220-240V 50/60Hz

ELECTRONIC DIMMABLE DRIVER
220-240V 50/60Hz

CODE	POWER	A (mm)	D (mm)	H (mm)	L (mm)
101335.99	25W	52	55	23	120


CEILING
WALL
FLOOR





EDY L

La lampadina E27 torna ad essere protagonista nel mondo dell'illuminazione. Novalux esce dagli schemi e introduce un nuovo concetto di luce unendo, la semplicità delle linee contemporanee, all'emozione del vintage.

The E27 bulb returns to have a prime role in the world of lighting. Novalux breaks out of the box and introduces a new concept of light by combining the simplicity of contemporary lines with a touch of vintage.

EDY L





Sistema lineare E27 a tensione di rete, installabile singolo o in fila continua, a plafone e sospensione.
Profilo in lega di alluminio verniciato. Cablaggio passante e giunti lineari inclusi.
Testate terminali e accessori per la sospensione da ordinare a parte.

E27 Stand alone or continuous line system for ceiling and suspension mounting.
Painted alloy aluminium profile. Through wiring and linear junctions included.
End caps and accessories for suspension mounting to be ordered separately.

IP 20 · MAINS · 5 anni years · MADE IN ITALY

SORGENTI LED E27 NON INCLUSE / E27 LED SOURCES NOT INCLUDED

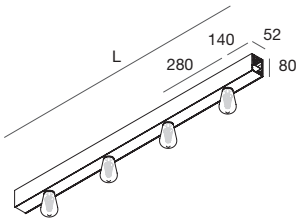

x4 LED E27

L (mm)	POWER	CODE				
1120	4x12W max	**109602._**	**01**	**02**	**20**	**21**

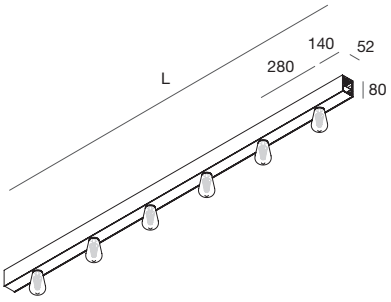

x6 LED E27

L (mm)	POWER	CODE				
1680	6x12W max	**109603._**	**01**	**02**	**20**	**21**

EDY L

ACCESSORI
ACCESSORIES

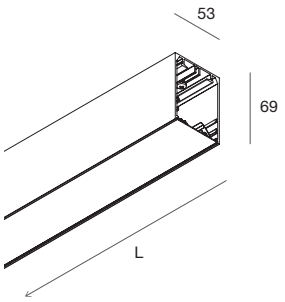

MODULO CIECO LINEARE
Completo di giunti di unione
e cover inferiore.
Modulo non alimentabile
direttamente dalla rete, non
provvisto di cablaggio passante.

LINEAR BLIND MODULE
Complete with joints and blind cover.
Not directly powered by mains
supply, not equipped with through
wiring.

CODE					L (mm)
109605.__	**01**	**02**	**20**	**21**	1120
109606.__	**01**	**02**	**20**	**21**	1680

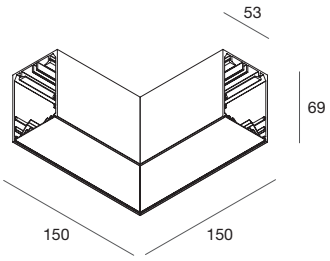

MODULO CIECO ANGOLARE
Completo di giunti di unione
e cover inferiore.
Modulo non alimentabile
direttamente dalla rete, non
provvisto di cablaggio passante.

CORNER BLIND MODULE
Complete with joints and blind cover.
Not directly powered by mains
supply, not equipped with through
wiring.

CODE					L (mm)
109607.__	**01**	**02**	**20**	**21**	150x150

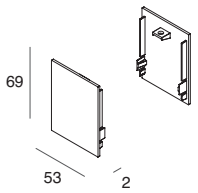

TESTATE TERMINALI
(2 pz.)

END CAPS
(2 pcs)

CODE					
108684.__	**01**	**02**	**20**	**21**	

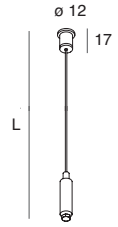

CAVO DI SOSPENSIONE (1 pz)
1 pz a inizio e fine linea continua e 2 pz
per installazione singola.
In acciaio, regolabile.

SUSPENSION CABLE (1 pc)
1 pc for both ends of a continuous line
and 2 pcs for stand alone installation.
Made of steel, adjustable.

CODE	L (mm)
108685.99	3000

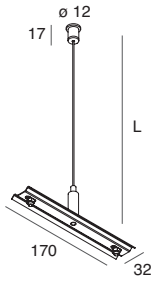

CAVO DI SOSPENSIONE (1 pz)
Per unione profili.
In acciaio, regolabile.

SUSPENSION CABLE (1 pc)
For profiles junction.
Made of steel, adjustable.

CODE	L (mm)
108686.99	3000

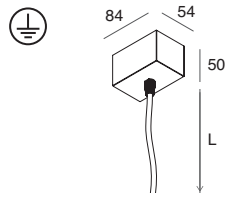

KIT DI ALIMENTAZIONE

POWER SUPPLY KIT

CODE					L (mm)	Cavo / Cable (mm²)
108919.__	**01**	**02**	**20**	**21**	1200	3x1,5
108920.__	**01**	**02**	**20**	**21**	3000	3x1,5





ARK

ARK è un semicerchio luminoso capace di creare gioco e movimento.
Questi archi di luce possono essere montati a sospensione,
a plafone, oppure incassati in controsoffitto.
Caratterizzano gli spazi con una divertente componente geometrica,
trasformando la luce nell'armoniosa forma di un abbraccio.

ARK is a luminous semicircle capable of creating light effects and movement. These light arches can be suspended, ceiling-mounted, or recessed in a ceiling mounting. They characterise the spaces with an amusing geometric component, transforming the light into the harmonious shape of an embrace.

ARK





Profilo LED a “C” per installazione a plafone, parete, sospensione ed incasso in cartongesso di spessore 12,5 mm, ad emissione diretta.
Corpo in estruso di alluminio e rosoni in acciaio verniciato a polvere, schermo diffusore in PMMA opale.
Per installazione a plafone/parete, prevedere alimentazione remota da ordinare a parte.
Per installazione ad incasso, staffe di fissaggio in acciaio ed alimentazione remota da ordinare a parte.
Per installazione a sospensione prevedere rosoni con alimentazione integrata, oppure rosoni per alimentazione remota unitamente a kit di sospensione e cavi di alimentazione da ordinare separatamente.
Alimentazione elettronica 220-240V 50/60Hz disponibile anche dimmerabile DALI-PUSH.

“C” LED Profile for ceiling, wall, suspension and recessed mounting for 12,5mm thick plasterboard, for direcr light emission.
Body made of extruded aluminium, canopy made of powder coated steel and PMMA opal diffuser.
For ceiling/wall mounting it is required remote driver to be ordered separately.
For recessed mounting, steel brackets and remote driver to be ordered separately.
For suspension mounting it is required canopy with integrated driver, or canopy for remote driver and suspension kit and power cables, to be ordered separately.
Electronic driver 220-240V 50/60Hz is also available DALI-PUSH.

IP 40 · CRI >90 · 220-240V 50/60Hz · PUSH · UGR <19 · 5 anni years · MADE IN ITALY · C.A.M. Edilizia

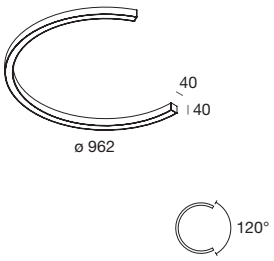

ARK 962

Testate terminali incluse

End caps included

2700K

Ø (mm)	POWER	CODE	FLUX			FLUX	FLUX
962	42W	**109801.__**	**01** 3095 lm	**02**	**20**	**21** 2631 lm	**22** 2786 lm

3000K

Ø (mm)	POWER	CODE	FLUX			FLUX	FLUX
962	42W	**109802.__**	**01** 3239 lm	**02**	**20**	**21** 2753 lm	**22** 2915 lm

4000K

Ø (mm)	POWER	CODE	FLUX			FLUX	FLUX
962	42W	**109803.__**	**01** 3497 lm	**02**	**20**	**21** 2973 lm	**22** 3147 lm

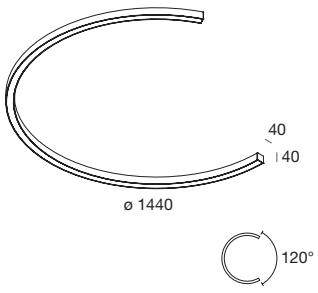

ARK 1440

Testate terminali incluse

End caps included

2700K

Ø (mm)	POWER	CODE	FLUX			FLUX	FLUX
1440	62W	**109804.__**	**01** 4643 lm	**02**	**20**	**21** 3947 lm	**22** 4179 lm

3000K

Ø (mm)	POWER	CODE	FLUX			FLUX	FLUX
1440	62W	**109805.__**	**01** 4159 lm	**02**	**20**	**21** 4130 lm	**22** 4373 lm

4000K

Ø (mm)	POWER	CODE	FLUX			FLUX	FLUX
1440	62W	**109806.__**	**01** 5246 lm	**02**	**20**	**21** 4459 lm	**22** 4721 lm

ARK

ACCESSORI PER INSTALLAZIONE A SOSPENSIONE/PLAFONE/PARETE CON ALIMENTAZIONE REMOTA
ACCESSORIES FOR SUSPENSION/CEILING/WALL MOUNTING WITH REMOTE DRIVER



ROSONE PER INSTALLAZIONE SINGOLA ALIMENTAZIONE REMOTA
Kit di sospensione, cavo di alimentazione ed alimentatore elettronico da ordinare a parte.

CANOPY FOR SINGLE INSTALLATION REMOTE DRIVER
Suspension kit, power cable and electronic driver to be ordered separately.

CODE					
105157.__	**01**	**02**	**20**	**21**	**22**



ROSONE PER INSTALLAZIONE DOPPIA ALIMENTAZIONE REMOTA
2 kit di sospensione, 2 cavi di alimentazione e 2 alimentatori elettronici da ordinare a parte.

CANOPY FOR DOUBLE INSTALLATION REMOTE DRIVER
2 Suspension kits, 2 power cables and 2 electronic drivers to be ordered separately.

CODE					
105158.__	**01**	**02**	**20**	**21**	**22**

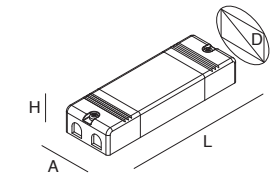

ALIMENTATORE ELETTRONICO
220-240V 50/60Hz
Per versioni 962mm e 1440mm.

ELECTRONIC DRIVER
220-240V 50/60Hz
Suitable for both versions 962mm and 1440mm.

CODE	D (mm)	A (mm)	H (mm)	L (mm)
105147.99	105	100	31	235

DALI-PUSH

CODE	D (mm)	A (mm)	H (mm)	L (mm)
105148.99	105	100	31	235

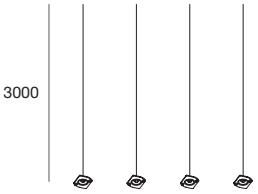

KIT SOSPENSIONE

SUSPENSION KIT

CODE	L (mm)
105159.99	3000

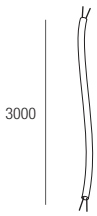

CAVO DI ALIMENTAZIONE
Trasparente, bianco o nero.

POWER CABLE
Transparent, white or black.

CODE		L (mm)
109001.__	**00**	3000

CODE			L (mm)
109001.__	**01**	**02**	3000

ARK

ACCESSORI PER INSTALLAZIONE A SOSPENSIONE CON ALIMENTAZIONE INTEGRATA
ACCESSORIES FOR SUSPENSION MOUNTING WITH INTEGRATED DRIVER

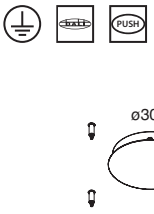

ROSONE PER CAVI PARALLELI
- PER INSTALLAZIONE SINGOLA ALIMENTAZIONE INTEGRATA
Per versioni 962mm e 1440mm.
Kit di sospensione e cavo di alimentazione da ordinare a parte.

CANOPY FOR PARALLEL CABLES
- FOR SINGLE INSTALLATION INTEGRATED DRIVER
Suitable for both versions 962mm and 1440mm.
Suspension kit and power cable to be ordered separately.

CODE					
105151.__	**01**	**02**	**20**	**21**	**22**

DALI-PUSH

CODE					
105152.__	**01**	**02**	**20**	**21**	**22**

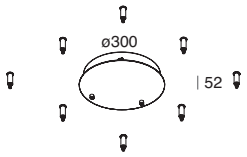

ROSONE PER CAVI PARALLELI
- PER INSTALLAZIONE DOPPIA ALIMENTAZIONE INTEGRATA
Per versioni 962mm e 1440mm.
2 kit sospensione e 2 cavi di alimentazione da ordinare a parte.

CANOPY FOR PARALLEL CABLES
- FOR DOUBLE INSTALLATION INTEGRATED DRIVER
Suitable for both versions 962mm and 1440mm.
Suspension kit and power cable to be ordered separately.

CODE					
105155.__	**01**	**02**	**20**	**21**	**22**

DALI-PUSH

CODE					
105156.__	**01**	**02**	**20**	**21**	**22**

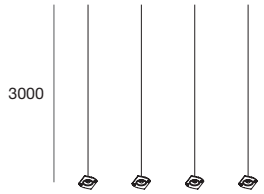

KIT SOSPENSIONE

SUSPENSION KIT

CODE	L (mm)
105159.99	3000

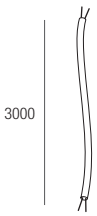

CAVO DI ALIMENTAZIONE
Trasparente, bianco o nero.

POWER CABLE
Transparent, white or black.

CODE		L (mm)
109001.__	**00**	3000

CODE			L (mm)
109001.__	**01**	**02**	3000

ARK

ACCESSORI PER INSTALLAZIONE AD INCASSO CON ALIMENTAZIONE REMOTA
ACCESSORIES FOR RECESSED MOUNTING WITH REMOTE DRIVER

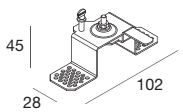

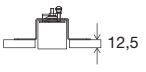



KIT INCASSO
N°6 staffe per versione 962
N°9 staffe per versione 1440

KIT FOR RECESSED MOUNTING
N°6 brackets for 962 version
N°9 brackets for 1440 version

CODE	VERSION (mm)
109807.99	962
109808.99	1440

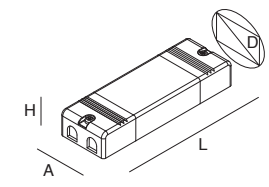

ALIMENTATORE ELETTRONICO
220-240V 50/60Hz
Per versioni 962mm e 1440mm.

ELECTRONIC DRIVER
220-240V 50/60Hz
Suitable for both versions 962mm and 1440mm.

CODE	D (mm)	A (mm)	H (mm)	L (mm)
105147.99	105	100	31	235

DALI-PUSH

CODE	D (mm)	A (mm)	H (mm)	L (mm)
105148.99	105	100	31	235









HALOS FAMILY



CAFFÈ

CAPPUCCINO

ORO / GOLD

HALOS FAMILY

INSTALLAZIONI
INSTALLATIONS

HALOS

Emissione diretta
Direct emission

Emissione interna
Internal emission

- **.01** Bianco - White
- **.02** Nero - Black
- **.20** Caffè
- **.21** Cappuccino
- **.22** Oro - Gold

DRIVER REMOTO | REMOTE DRIVER

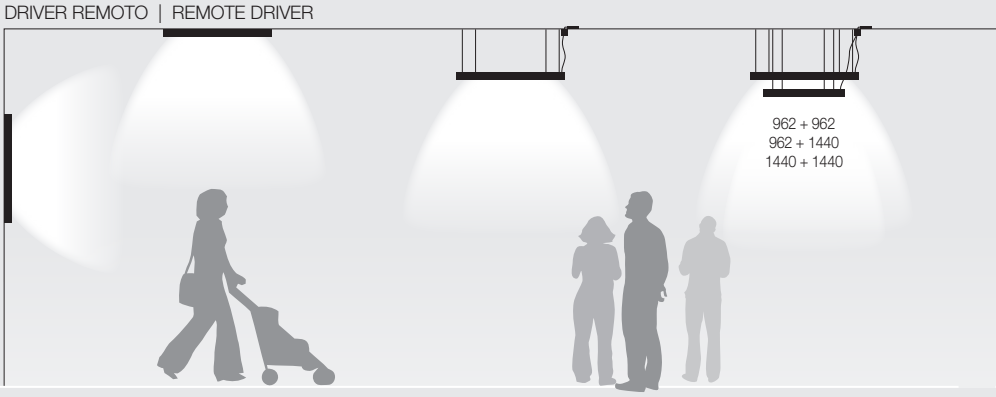

HALOS B

Emissione
diretta/indiretta
Direct/indirect
emission

- **.01** Bianco - White
- **.02** Nero - Black
- **.20** Caffè
- **.21** Cappuccino
- **.22** Oro - Gold

DRIVER REMOTO | REMOTE DRIVER

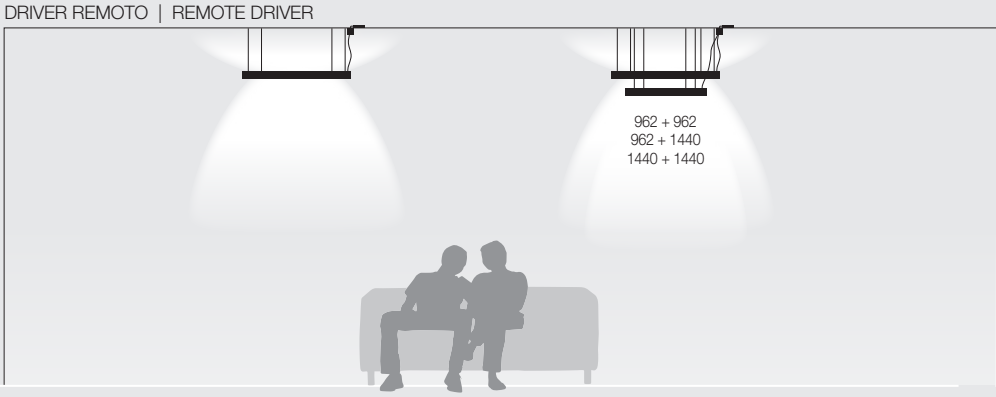

HALOS MINI
ORIZZONTALE

Emissione interna
Internal emission

- **.01** Bianco - White
- **.02** Nero - Black
- **.20** Caffè
- **.21** Cappuccino
- **.22** Oro - Gold

DRIVER REMOTO | REMOTE DRIVER

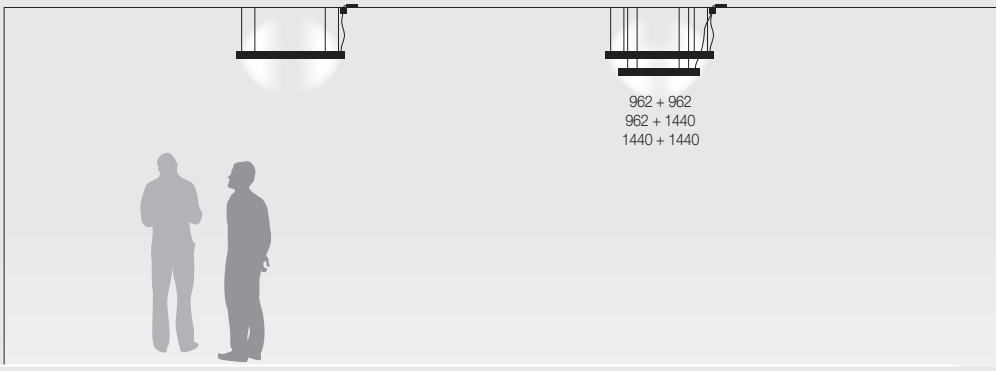

HALOS MINI
VERTICALE

Emissione interna
Internal emission

- **.01** Bianco - White
- **.02** Nero - Black
- **.20** Caffè
- **.21** Cappuccino
- **.22** Oro - Gold

DRIVER REMOTO | REMOTE DRIVER

DRIVER INTEGRATO | INTEGRATED DRIVER

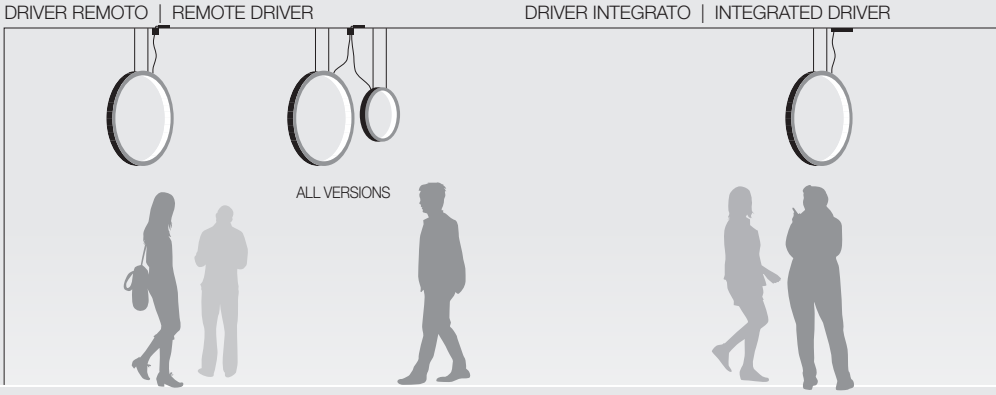

DRIVER INTEGRATO | INTEGRATED DRIVER

962 + 962
962 + 1440
1440 + 1440

962 + 962
962 + 1440
1440 + 1440

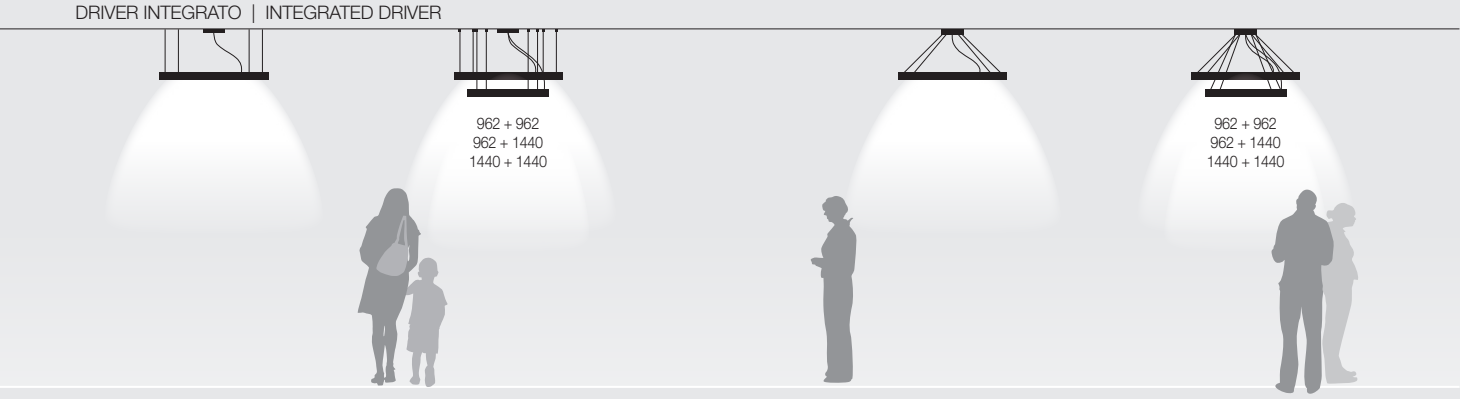

DRIVER INTEGRATO | INTEGRATED DRIVER

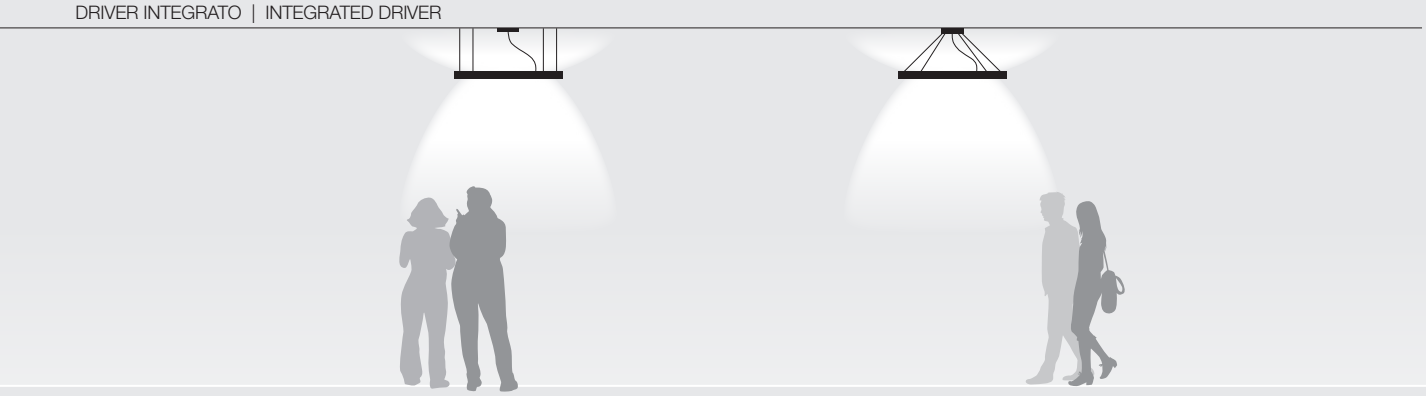

DRIVER INTEGRATO | INTEGRATED DRIVER

962 + 962
962 + 1440
1440 + 1440

962 + 962
962 + 1440
1440 + 1440

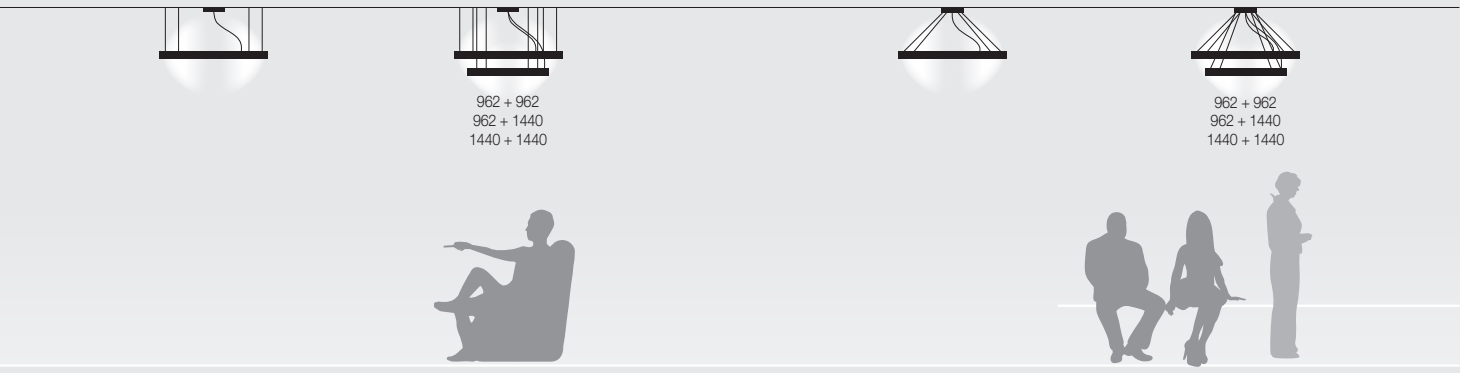

HALOS MINI
MIX

Emissione interna
Internal emission

- **.01** Bianco - White
- **.02** Nero - Black
- **.20** Caffè
- **.21** Cappuccino
- **.22** Oro - Gold

DRIVER REMOTO | REMOTE DRIVER

ALL VERSIONS

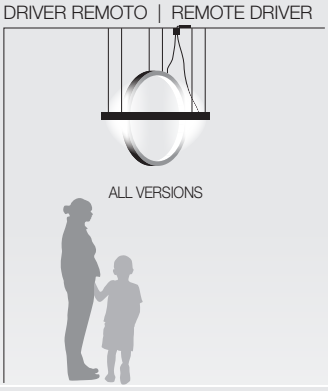

HALOS MINI
APPLIQUE

Emissione interna
Internal emission

- **.01** Bianco - White
- **.02** Nero - Black
- **.20** Caffè
- **.21** Cappuccino
- **.22** Oro - Gold

DRIVER REMOTO | REMOTE DRIVER



HALOS ACOUSTIC

Emissione Diretta
Direct emission



- **.01** Bianco - White
- **.02** Nero - Black
- **.20** Caffè
- **.21** Cappuccino
- **.22** Oro - Gold

DRIVER REMOTO | REMOTE DRIVER

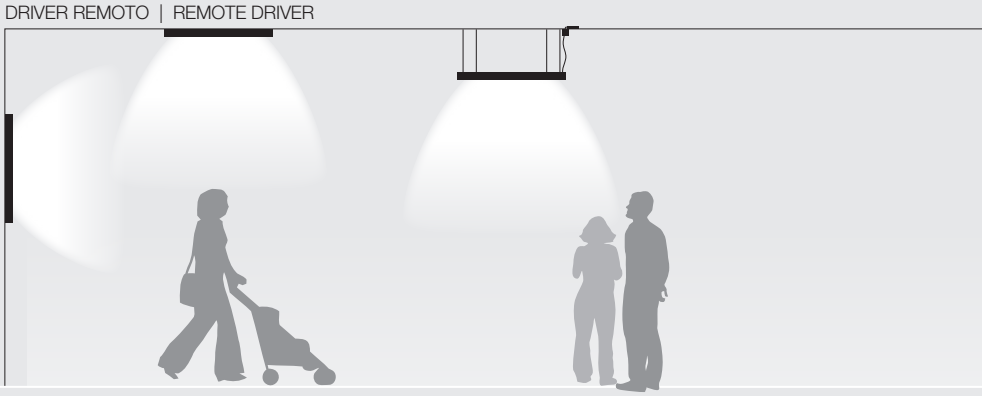

HALOS SPOT

Emissione interna
Internal emission



- **.01** Bianco - White
- **.02** Nero - Black
- **.20** Caffè
- **.21** Cappuccino
- **.22** Oro - Gold

DRIVER REMOTO | REMOTE DRIVER

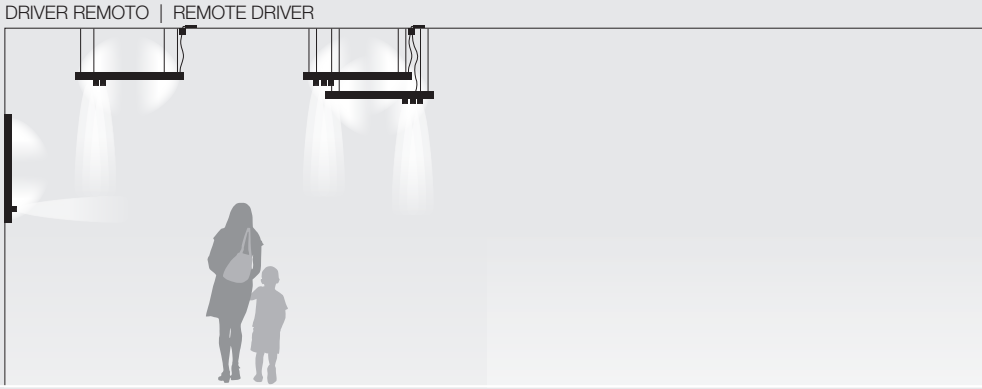

HALOS SPOT

Emissione Diretta
Direct emission



- **.01** Bianco - White
- **.02** Nero - Black
- **.20** Caffè
- **.21** Cappuccino
- **.22** Oro - Gold

DRIVER REMOTO | REMOTE DRIVER

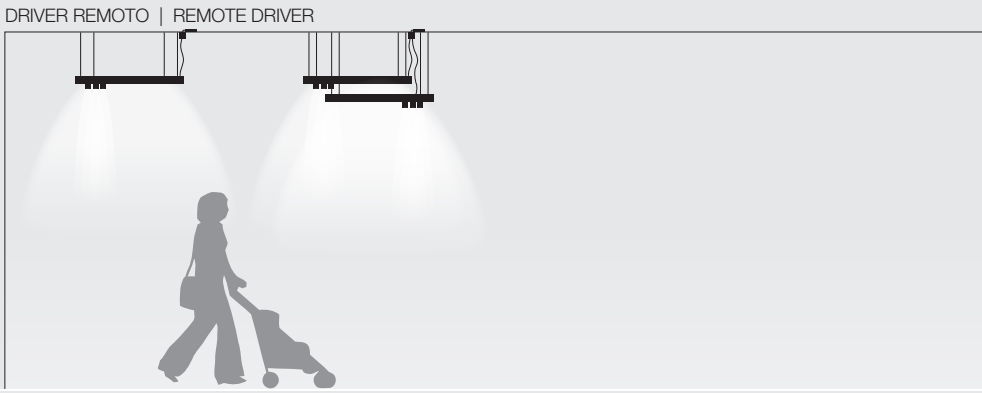

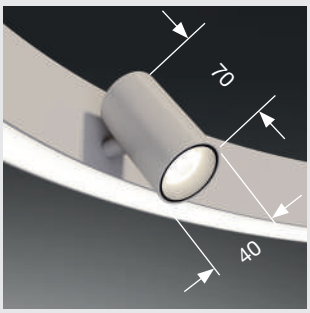



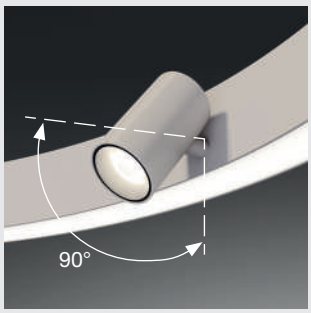

DRIVER INTEGRATO | INTEGRATED DRIVER



DRIVER INTEGRATO | INTEGRATED DRIVER



DRIVER INTEGRATO | INTEGRATED DRIVER

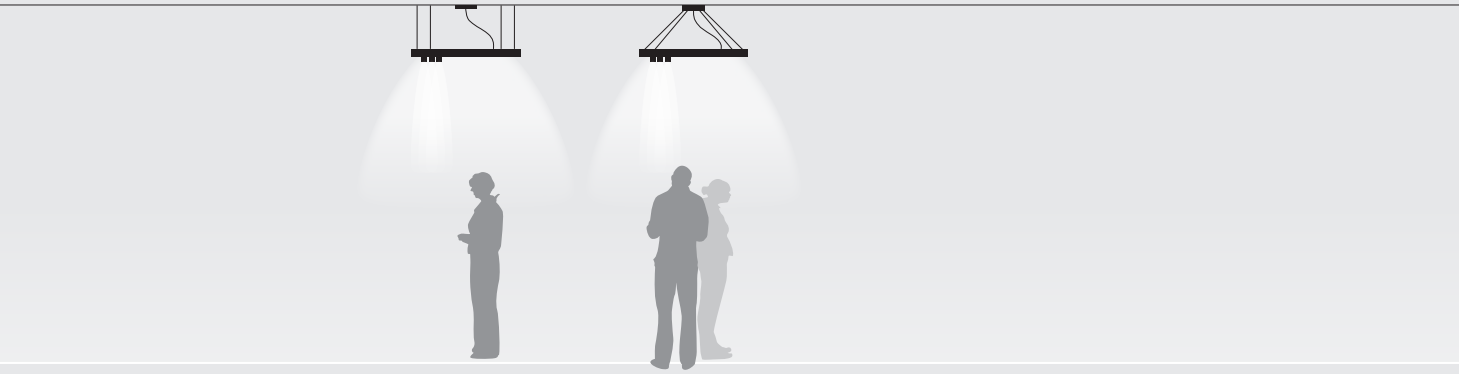





HALOS

Luce e armonia definiscono questi suggestivi anelli decorativi luminosi. Profilo LED circolare a luce diretta o a luce interna, nelle cinque versioni bianco, nero, caffè, cappuccino e oro, per installazione a sospensione, plafone o parete. Gli anelli di luce HALOS sono prodotti di illuminazione Novalux che aggiungono un dettaglio delicato e sofisticato, ma di grande impatto scenico, per illuminare ambienti residenziali e commerciali.

Light and harmony define these striking decorative light rings. Circular LED profile with direct light or internal light, in five versions white, black, coffee, cappuccino and gold, for pendant, ceiling or wall mounting. HALOS light rings are Novalux lighting products that add a subtle and sophisticated yet striking detail to illuminate residential and commercial environments.

HALOS
EMISSIONE DIRETTA





Profilo LED circolare a luce diretta, per installazione a sospensione, plafone o parete.
Corpo in estruso di alluminio e rosoni in acciaio verniciato a polvere, schermo diffusore in PMMA opale.
Per installazione a plafone/parete prevedere alimentazione remota da ordinare a parte.
Per installazione a sospensione prevedere il kit con cavi di sospensione convergenti, e alimentatore elettronico integrato nel rosone, oppure il kit con cavi di sospensione e rosone e alimentatore elettronico remoto da ordinare a parte.

Circular LED profile with direct light emission, for suspended, wall or ceiling mounting.
Body made of extrduded aluminium, canopy made of powder coated steel and PMMA opal diffuser.
For ceiling/wall mounting it is required the remote electronic driver to be ordered separately.
For suspension mounting it is required the convergent suspension cables and integrated electronic driver kit, or the suspension cables and canopy kit adding the remote electronic driver to be ordered separately.



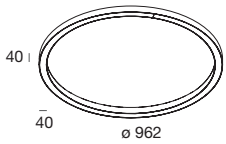

HALOS 962
Emissione diretta
Direct emission

2700K

Ø (mm)	POWER	CODE		FLUX		FLUX		FLUX		FLUX		FLUX
962	62W	**105135.__**	**01**	4643 lm	**02**	3947 lm	**20**	3947 lm	**21**	3947 lm	**22**	4179 lm

3000K

Ø (mm)	POWER	CODE		FLUX		FLUX		FLUX		FLUX		FLUX
962	62W	**105136.__**	**01**	4859 lm	**02**	4130 lm	**20**	4130 lm	**21**	4130 lm	**22**	4373 lm

4000K

Ø (mm)	POWER	CODE		FLUX		FLUX		FLUX		FLUX		FLUX
962	62W	**105137.__**	**01**	5246 lm	**02**	4459 lm	**20**	4459 lm	**21**	4459 lm	**22**	4721 lm

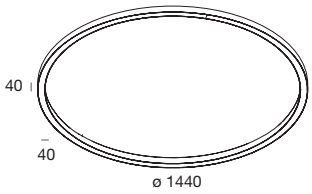

HALOS 1440
Emissione diretta
Direct emission

2700K

Ø (mm)	POWER	CODE		FLUX		FLUX		FLUX		FLUX		FLUX
1440	93W	**105138.__**	**01**	6965 lm	**02**	5920 lm	**20**	5920 lm	**21**	5920 lm	**22**	6268 lm

3000K

Ø (mm)	POWER	CODE		FLUX		FLUX		FLUX		FLUX		FLUX
1440	93W	**105139.__**	**01**	7289 lm	**02**	6195 lm	**20**	6195 lm	**21**	6195 lm	**22**	6560 lm

4000K

Ø (mm)	POWER	CODE		FLUX		FLUX		FLUX		FLUX		FLUX
1440	93W	**105140.__**	**01**	7869 lm	**02**	6688 lm	**20**	6688 lm	**21**	6688 lm	**22**	7082 lm

HALOS
EMISSIONE INTERNA





Profilo LED circolare a luce interna, per installazione a sospensione, plafone o parete.
Corpo in estruso di alluminio e rosoni in acciaio verniciato a polvere, schermo diffusore in policarbonato opale. Per installazione a plafone/parete prevedere alimentazione remota da ordinare a parte. Per installazione a sospensione prevedere il kit con cavi di sospensione convergenti, e alimentatore elettronico integrato nel rosone, oppure il kit con cavi di sospensione e rosone e alimentatore elettronico remoto da ordinare a parte.

Circular LED profile with internal light emission, for suspended, wall or ceiling mounting.
Body made of extrduded aluminium, canopy made of powder coated steel and polycarbonate opal diffuser. For ceiling/wall mounting it is required the remote electronic driver to be ordered separately.
For suspension mounting it is required the convergent suspension cables and integrated electronic driver kit, or the suspension cables and canopy kit adding the remote electronic driver to be ordered separately.



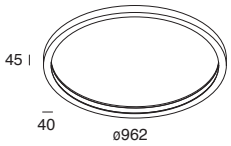

HALOS 962
Emissione interna
Internal emission

2700K

Ø (mm)	POWER	CODE		FLUX		FLUX		FLUX		FLUX		FLUX
962	62W	**105141.__**	**01**	3005 lm	**02**	2553 lm	**20**	2553 lm	**21**	2553 lm	**22**	2703 lm

3000K

Ø (mm)	POWER	CODE		FLUX		FLUX		FLUX		FLUX		FLUX
962	62W	**105142.__**	**01**	3241 lm	**02**	2754 lm	**20**	2754 lm	**21**	2754 lm	**22**	2916 lm

4000K

Ø (mm)	POWER	CODE		FLUX		FLUX		FLUX		FLUX		FLUX
962	62W	**105143.__**	**01**	3342 lm	**02**	2840 lm	**20**	2840 lm	**21**	2840 lm	**22**	3007 lm

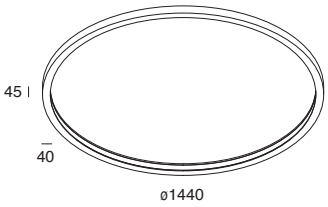

HALOS 1440
Emissione interna
Internal emission

2700K

Ø (mm)	POWER	CODE		FLUX		FLUX		FLUX		FLUX		FLUX
1440	93W	**105144.__**	**01**	4507 lm	**02**	3829 lm	**20**	3829 lm	**21**	3829 lm	**22**	4054 lm

3000K

Ø (mm)	POWER	CODE		FLUX		FLUX		FLUX		FLUX		FLUX
1440	93W	**105145.__**	**01**	4861 lm	**02**	4131 lm	**20**	4131 lm	**21**	4131 lm	**22**	4374 lm

4000K

Ø (mm)	POWER	CODE		FLUX		FLUX		FLUX		FLUX		FLUX
1440	93W	**105146.__**	**01**	5013 lm	**02**	4259 lm	**20**	4259 lm	**21**	4259 lm	**22**	4510 lm

HALOS

ACCESSORI PER INSTALLAZIONE A SOSPENSIONE / PLAFONE / PARETE CON ALIMENTAZIONE REMOTA
ACCESSORIES FOR SUSPENSION / CEILING / WALL MOUNTING WITH REMOTE DRIVER



ROSONE PER INSTALLAZIONE SINGOLA
ALIMENTAZIONE REMOTA
Kit di sospensione, cavo di alimentazione ed alimentatore elettronico da ordinare a parte.

CANOPY FOR SINGLE INSTALLATION
REMOTE DRIVER
Suspension kit, power cable and electronic driver to be ordered separately.

CODE					
105157._	**01**	**02**	**20**	**21**	**22**



ROSONE PER INSTALLAZIONE DOPPIA
ALIMENTAZIONE REMOTA
2 kit di sospensione, 2 cavi di alimentazione ed alimentatori elettronici da ordinare a parte.

CANOPY FOR DOUBLE INSTALLATION
REMOTE DRIVER
2 Suspension kits, 2 power cables and electronic drivers to be ordered separately.

CODE					
105158._	**01**	**02**	**20**	**21**	**22**

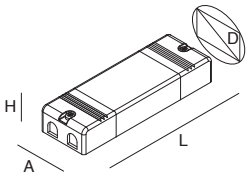

ALIMENTATORE ELETTRONICO
230-240V 50/60 Hz
Per versioni 962mm e 1440mm.

ELECTRONIC DRIVER
230-240V 50/60 Hz
Suitable for both versions 962mm and 1440mm.

CODE	D (mm)	A (mm)	H (mm)	L (mm)
105147.99	105	100	31	235

DALI-PUSH

CODE	D (mm)	A (mm)	H (mm)	L (mm)
105148.99	105	100	31	235

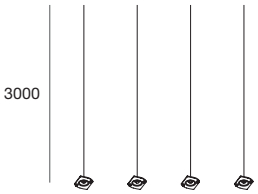

KIT SOSPENSIONE

SUSPENSION KIT

CODE	L (mm)
105159.99	3000

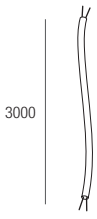

CAVO DI ALIMENTAZIONE
Trasparente, bianco o nero.

POWER CABLE
Transparent, white or black.

CODE		L (mm)
109001._	**00**	3000

CODE			L (mm)
109001._	**01**	**02**	3000

HALOS

ACCESSORI PER INSTALLAZIONE A SOSPENSIONE CON ALIMENTAZIONE INTEGRATA
ACCESSORIES FOR SUSPENSION MOUNTING WITH INTEGRATED DRIVER

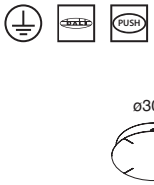

ROSONE PER CAVI CONVERGENTI
- PER INSTALLAZIONE SINGOLA
ALIMENTAZIONE INTEGRATA
Per versioni 962mm e 1440mm.
Kit di sospensione e cavo
di alimentazione da ordinare a parte.

CANOPY FOR CONVERGING CABLES
- FOR SINGLE INSTALLATION
INTEGRATED DRIVER
Suitable for both versions 962mm and 1440mm.
Suspension kit and power cable to be ordered separately.

CODE					
105149._	**01**	**02**	**20**	**21**	**22**

DALI-PUSH

CODE					
105150._	**01**	**02**	**20**	**21**	**22**



ROSONE PER CAVI CONVERGENTI
- PER INSTALLAZIONE DOPPIA
ALIMENTAZIONE INTEGRATA
Per versioni 962mm e 1440mm.
2 kit sospensione e 2 cavi di alimentazione
da ordinare a parte.

CANOPY FOR CONVERGING CABLES
- FOR DOUBLE INSTALLATION
INTEGRATED DRIVER
Suitable for both versions 962mm and 1440mm.
Suspension kit and power cable to be ordered separately.

CODE					
105153._	**01**	**02**	**20**	**21**	**22**

DALI-PUSH

CODE					
105154._	**01**	**02**	**20**	**21**	**22**

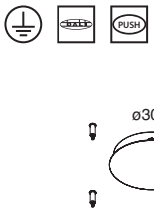

ROSONE PER CAVI PARALLELI
- PER INSTALLAZIONE SINGOLA
ALIMENTAZIONE INTEGRATA
Per versioni 962mm e 1440mm.
Kit di sospensione e cavo di alimentazione
da ordinare a parte.

CANOPY FOR PARALLEL CABLES
- FOR SINGLE INSTALLATION
INTEGRATED DRIVER
Suitable for both versions 962mm and 1440mm.
Suspension kit and power cable to be ordered separately.

CODE					
105151._	**01**	**02**	**20**	**21**	**22**

DALI-PUSH

CODE					
105152._	**01**	**02**	**20**	**21**	**22**



ROSONE PER CAVI PARALLELI
- PER INSTALLAZIONE DOPPIA
ALIMENTAZIONE INTEGRATA
Per versioni 962mm e 1440mm.
2 kit sospensione e 2 cavi di alimentazione da
ordinare a parte.

CANOPY FOR PARALLEL CABLES
- FOR DOUBLE INSTALLATION
INTEGRATED DRIVER
Suitable for both versions 962mm and 1440mm.
Suspension kit and power cable to be ordered
separately.

CODE					
105155._	**01**	**02**	**20**	**21**	**22**

DALI-PUSH

CODE					
105156._	**01**	**02**	**20**	**21**	**22**

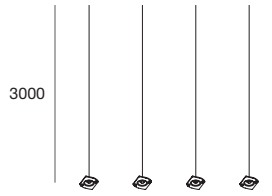

KIT SOSPENSIONE

SUSPENSION KIT

CODE	L (mm)
105159.99	3000

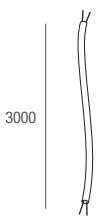

CAVO DI ALIMENTAZIONE
Trasparente, bianco o nero.

POWER CABLE
Transparent, white or black.

CODE		L (mm)
109001._	**00**	3000

CODE			L (mm)
109001._	**01**	**02**	3000









HALOS B

Anelli LED decorativi inconfondibili e d'impatto.
Profili LED circolari a sospensione, con luce diretta e indiretta, doppia accensione. Illuminazione Novalux disponibile nei colori bianco, nero, e nelle nuove tonalità oro, caffè e cappuccino. HALOS B è un apparecchio luminoso ad alta resa cromatica perfetto per decorare spazi residenziali e ambienti professionali.

Unmistakable and impactful decorative LED rings.
Circular LED pendant profiles with direct and indirect light, dual switching. Novalux lighting available in white, black and the new gold, coffee and cappuccino shades. HALOS B is a luminaire with high colour rendering, ideal for decorating residential and professional spaces.

HALOS B



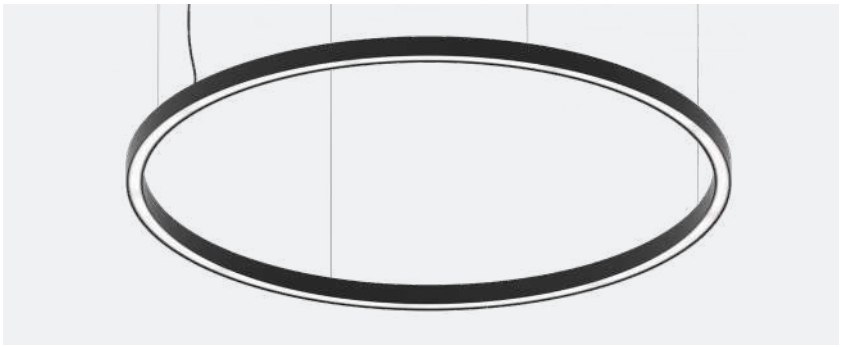

Profilo LED circolare per installazione a sospensione ad emissione di luce diretta-indiretta, con doppia accensione.
Corpo in estruso di alluminio e rosoni in acciaio verniciati a polvere, schermi diffusori in PMMA opale. Disponibili rosoni con alimentazione integrata per cavi di sospensione convergenti o paralleli, oppure rosoni per alimentazione remota. Alimentazione elettronica 220-240V 50/60Hz disponibile anche DALI/PUSH.

Circular LED profile for suspension installation with direct-indirect light output, with double switch. Extruded aluminum body and powder-coated steel canopy, opal PMMA diffuser screens. Canopies with integrated driver are available for converging or parallel suspension cables, or rosettes for remote power supply. Electronic power supply 220-240V 50/60hz also available DALI/PUSH.

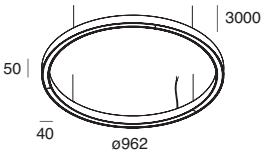

HALOS B 962

4 cavi di sospensione L. 3000 mm e cavo di alimentazione inclusi (4x0,5mmq per bianco e nero o 4x0,75 mmq trasparente per gli altri colori). Rosone per alimentazione remota o integrata da ordinare a parte.

4 suspension cables L. 3000 mm and power cable included (4x0,5 mmq for white and black or 4x0,75mmq transparent for other colours). Canopy for remote or integrated power supply to be ordered separately.

2700K

Ø (mm)	POWER	CODE	FLUX	FLUX	FLUX	FLUX	FLUX
962	124W	**107119.__**	**01** 11933 lm	**02** 10144 lm	**20** 10144 lm	**21** 10144 lm	**22** 10740 lm

3000K

Ø (mm)	POWER	CODE	FLUX	FLUX	FLUX	FLUX	FLUX
962	124W	**107120.__**	**01** 12488 lm	**02** 10614 lm	**20** 10614 lm	**21** 10614 lm	**22** 11239 lm

4000K

Ø (mm)	POWER	CODE	FLUX	FLUX	FLUX	FLUX	FLUX
962	124W	**107121.__**	**01** 13482 lm	**02** 11460 lm	**20** 11460 lm	**21** 11460 lm	**22** 12133 lm

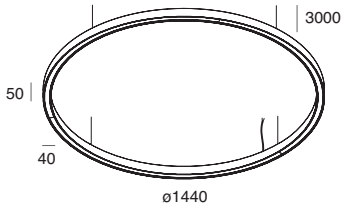

HALOS B 1440

4 cavi di sospensione L. 3000 mm e cavo di alimentazione inclusi (4x0,5mmq per bianco e nero o 4x0,75 mmq trasparente per gli altri colori). Rosone per alimentazione remota o integrata da ordinare a parte.

4 suspension cables L. 3000 mm and power cable included (4x0,5 mmq for white and black or 4x0,75mmq transparent for other colours). Canopy for remote or integrated power supply to be ordered separately.

2700K

Ø (mm)	POWER	CODE	FLUX	FLUX	FLUX	FLUX	FLUX
1440	186W	**107122.__**	**01** 17900 lm	**02** 15214 lm	**20** 15214 lm	**21** 15214 lm	**22** 16109 lm

3000K

Ø (mm)	POWER	CODE	FLUX	FLUX	FLUX	FLUX	FLUX
1440	186W	**107123.__**	**01** 18733 lm	**02** 15921 lm	**20** 15921 lm	**21** 15921 lm	**22** 16859 lm

4000K

Ø (mm)	POWER	CODE	FLUX	FLUX	FLUX	FLUX	FLUX
1440	186W	**107124.__**	**01** 20223 lm	**02** 17188 lm	**20** 17188 lm	**21** 17188 lm	**22** 18201 lm

HALOS B

ACCESSORI PER INSTALLAZIONE CON ALIMENTAZIONE REMOTA
ACCESSORIES FOR REMOTE DRIVER MOUNTING



ROSONE PER
INSTALLAZIONE SINGOLA
ALIMENTAZIONE REMOTA
Alimentatore elettronico da ordinare a parte.

CANOPY FOR
SINGLE INSTALLATION
REMOTE DRIVER
Electronic driver to be ordered separately.

CODE					
105157.__	**01**	**02**	**20**	**21**	**22**



ROSONE PER
INSTALLAZIONE DOPPIA
ALIMENTAZIONE REMOTA
2 alimentatori elettronici da ordinare a parte.

CANOPY FOR
DOUBLE INSTALLATION
REMOTE DRIVER
2 electronic drivers to be ordered separately.

CODE					
105158.__	**01**	**02**	**20**	**21**	**22**

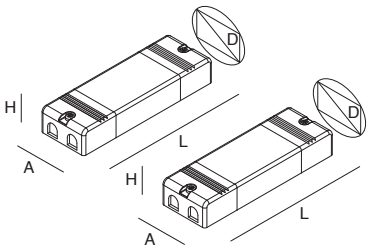

COPPIA DI ALIMENTATORI
ELETTRONICI
230-240V 50/60 Hz
Per versioni 962mm e 1440mm.

COUPLE OF ELECTRONIC DRIVERS
230-240V 50/60 Hz
Suitable for both versions 962mm and 1440mm.

CODE	D (mm)	A (mm)	H (mm)	L (mm)
107125.99	105	100	31	235

DALI-PUSH

CODE	D (mm)	A (mm)	H (mm)	L (mm)
107126.99	105	100	31	235

HALOS B

ACCESSORI PER INSTALLAZIONE CON ALIMENTAZIONE INTEGRATA
ACCESSORIES FOR INTEGRATED DRIVER MOUNTING



ROSONE PER
CAVI CONVERGENTI
ALIMENTAZIONE INTEGRATA
Per versioni 962mm e 1440mm.
Prevista accensione unica per gestione PUSH.

CANOPY FOR
CONVERGING CABLES
INTEGRATED DRIVER
Suitable for both versions 962mm and 1440mm.
Single switch for PUSH management.

CODE					
107127.__	**01**	**02**	**20**	**21**	**22**

DALI-PUSH

CODE					
107128.__	**01**	**02**	**20**	**21**	**22**

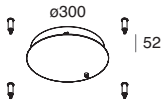

ROSONE PER
CAVI PARALLELI
ALIMENTAZIONE INTEGRATA
Per versioni 962mm e 1440mm.
Prevista accensione unica per gestione PUSH.

CANOPY FOR
PARALLEL CABLES
INTEGRATED DRIVER
Suitable for both versions 962mm and 1440mm.
Single switch for PUSH management.

CODE					
107129.__	**01**	**02**	**20**	**21**	**22**

DALI-PUSH

CODE					
107130.__	**01**	**02**	**20**	**21**	**22**









HALOS MINI

La versione più essenziale ed elegante della famiglia HALOS, capace di aggiungere un tocco di luce sofisticato ad ogni ambiente. HALOS MINI è un profilo LED circolare e minimale ad emissione di luce interna. Illuminazione Novalux a sospensione orizzontale o verticale, ora anche nella versione applique.

The most essential and elegant version of the HALOS family, which is able to add a sophisticated touch of light to any environment. HALOS MINI is a circular and minimal LED profile with internal light emission. Novalux lighting with horizontal or vertical suspension, now also in the wall lamp version.

HALOS MINI
ORIZZONTALE





Profilo LED circolare per installazione a sospensione orizzontale ad emissione di luce diffusa interna.
Corpo in estruso di alluminio e rosoni in acciaio verniciato a polvere, schermi diffusori in PMMA opale.
Disponibili rosoni con alimentazione integrata oppure rosoni per alimentazione remota.
Alimentatore elettronico 220-240V 50/60Hz disponibile anche DALI/PUSH.

Circular LED profile for horizontal suspension installation with internal diffused light emission.
Extruded aluminum body and powder-coated steel canopies, opal PMMA diffuser screens.
Canopies with integrated power supply or for remote power supply are available.
Electronic driver 220-240V 50/60hz also available DALI/PUSH.

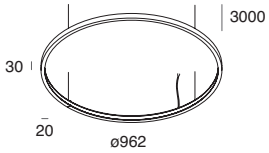

HALOS MINI ORIZZONTALE 962

4 cavi di sospensione L. 3000 mm e cavo di alimentazione inclusi (2x0,5mmq per bianco e nero o 2x0,75 mmq trasparente per gli altri colori). Rosone per alimentazione remota o integrata da ordinare a parte.

4 suspension cables L. 3000 mm and power cable included (2x0,5 mmq for white and black or 2x0,75mmq transparent for other colours). Canopy for remote or integrated power supply to be ordered separately.

2700K

Ø (mm)	POWER	CODE	FLUX	FLUX	FLUX	FLUX	FLUX
962	62W	**107332.__**	**01** 3600 lm	**02** 3059 lm	**20** 3059 lm	**21** 3059 lm	**22** 3239 lm

3000K

Ø (mm)	POWER	CODE	FLUX	FLUX	FLUX	FLUX	FLUX
962	62W	**107333.__**	**01** 3883 lm	**02** 3300 lm	**20** 3300 lm	**21** 3300 lm	**22** 3494 lm

4000K

Ø (mm)	POWER	CODE	FLUX	FLUX	FLUX	FLUX	FLUX
962	62W	**107334.__**	**01** 3936 lm	**02** 3345 lm	**20** 3345 lm	**21** 3345 lm	**22** 3541 lm

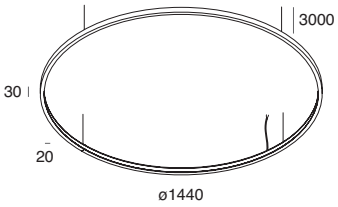

HALOS MINI ORIZZONTALE 1440

4 cavi di sospensione L. 3000 mm e cavo di alimentazione inclusi (2x0,5mmq per bianco e nero o 2x0,75 mmq trasparente per gli altri colori). Rosone per alimentazione remota o integrata da ordinare a parte.

4 suspension cables L. 3000 mm and power cable included (2x0,5 mmq for white and black or 2x0,75mmq transparent for other colours). Canopy for remote or integrated power supply to be ordered separately.

2700K

Ø (mm)	POWER	CODE	FLUX	FLUX	FLUX	FLUX	FLUX
1440	93W	**107335.__**	**01** 5400 lm	**02** 4590 lm	**20** 4590 lm	**21** 4590 lm	**22** 4859 lm

3000K

Ø (mm)	POWER	CODE	FLUX	FLUX	FLUX	FLUX	FLUX
1440	93W	**107336.__**	**01** 5825 lm	**02** 4950 lm	**20** 4950 lm	**21** 4950 lm	**22** 5242 lm

4000K

Ø (mm)	POWER	CODE	FLUX	FLUX	FLUX	FLUX	FLUX
1440	93W	**107337.__**	**01** 5905 lm	**02** 5019 lm	**20** 5019 lm	**21** 5019 lm	**22** 5314 lm

HALOS MINI
ORIZZONTALE

ACCESSORI PER INSTALLAZIONE CON ALIMENTAZIONE REMOTA
ACCESSORIES FOR REMOTE DRIVER MOUNTING



ROSONE PER INSTALLAZIONE SINGOLA
ALIMENTAZIONE REMOTA
alimentatore elettronico da ordinare a parte.

CANOPY FOR SINGLE INSTALLATION
REMOTE DRIVER
Electronic driver to be ordered separately.

CODE					
105157.__	**01**	**02**	**20**	**21**	**22**



ROSONE PER INSTALLAZIONE DOPPIA
ALIMENTAZIONE REMOTA
2 alimentatori elettronici da ordinare a parte.

CANOPY FOR DOUBLE INSTALLATION
REMOTE DRIVER
2 electronic drivers to be ordered separately.

CODE					
105158.__	**01**	**02**	**20**	**21**	**22**

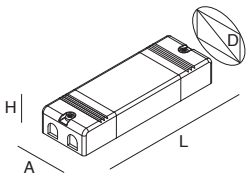

ALIMENTATORE ELETTRONICO
230-240V 50/60 Hz
Per versioni 962mm e 1440mm.

ELECTRONIC DRIVER
230-240V 50/60 Hz
Suitable for both versions 962mm
and 1440mm.

CODE	D (mm)	A (mm)	H (mm)	L (mm)
105147.99	105	100	31	235

DALI-PUSH

CODE	D (mm)	A (mm)	H (mm)	L (mm)
105148.99	105	100	31	235

HALOS MINI
ORIZZONTALE

ACCESSORI PER INSTALLAZIONE CON ALIMENTAZIONE INTEGRATA
ACCESSORIES FOR INTEGRATED DRIVER MOUNTING

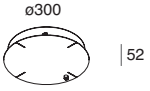

ROSONE PER CAVI CONVERGENTI
- PER INSTALLAZIONE SINGOLA
ALIMENTAZIONE INTEGRATA
Per versioni 962mm e 1440mm.

CANOPY FOR CONVERGING CABLES
- FOR SINGLE INSTALLATION
INTEGRATED DRIVER
Suitable for both versions 962mm
and 1440mm.

CODE					
105149.__	**01**	**02**	**20**	**21**	**22**

DALI-PUSH

CODE					
105150.__	**01**	**02**	**20**	**21**	**22**

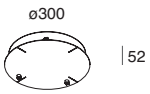

ROSONE PER CAVI CONVERGENTI
- PER INSTALLAZIONE DOPPIA
ALIMENTAZIONE INTEGRATA
Per versioni 962mm e 1440mm.

CANOPY FOR CONVERGING CABLES
- FOR DOUBLE INSTALLATION
INTEGRATED DRIVER
Suitable for both versions 962mm
and 1440mm.

CODE					
105153.__	**01**	**02**	**20**	**21**	**22**

DALI-PUSH

CODE					
105154.__	**01**	**02**	**20**	**21**	**22**

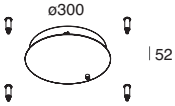

ROSONE PER CAVI PARALLELI
- PER INSTALLAZIONE SINGOLA
ALIMENTAZIONE INTEGRATA
Per versioni 962mm e 1440mm.

CANOPY FOR PARALLEL CABLES -
FOR SINGLE INSTALLATION
INTEGRATED DRIVER
Suitable for both versions 962mm
and 1440mm.

CODE					
105151.__	**01**	**02**	**20**	**21**	**22**

DALI-PUSH

CODE					
105152.__	**01**	**02**	**20**	**21**	**22**

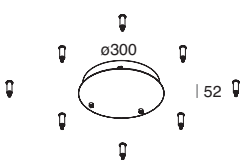

ROSONE PER CAVI PARALLELI
- PER INSTALLAZIONE DOPPIA
ALIMENTAZIONE INTEGRATA
Per versioni 962mm e 1440mm.

CANOPY FOR PARALLEL CABLES
- FOR DOUBLE INSTALLATION
INTEGRATED DRIVER
Suitable for both versions 962mm
and 1440mm.

CODE					
105155.__	**01**	**02**	**20**	**21**	**22**

DALI-PUSH

CODE					
105156.__	**01**	**02**	**20**	**21**	**22**

HALOS MINI
VERTICALE





Profilo LED circolare per installazione a sospensione verticale ad emissione di luce diffusa interna.
Corpo in estruso di alluminio e rosoni in acciaio verniciato a polvere, schermi diffusori in PMMA opale.
Disponibili rosoni con alimentazione integrata oppure rosoni per alimentazione remota.
Alimentatore elettronico 220-240V 50/60Hz disponibile anche DALI/PUSH.

Circular LED profile for vertical suspension installation with internal diffused light emission.
Extruded aluminum body and powder-coated steel canopies, opal PMMA diffuser screens.
Canopies with integrated power supply or for remote power supply are available.
Electronic driver 220-240V 50/60hz also available DALI/PUSH.

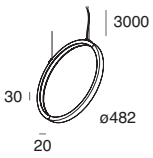

HALOS MINI VERTICALE 482

2 cavi di sospensione L. 3000 mm e cavo di alimentazione inclusi (2x0,5mmq per bianco e nero o 2x0,75 mmq trasparente per gli altri colori).
Rosone per alimentazione remota o integrata da ordinare a parte.

2 suspension cables L. 3000 mm and power cable included (2x0,5 mmq for white and black or 2x0,75mmq transparent for other colours).
Canopy for remote or integrated power supply to be ordered separately.

2700K

Ø (mm)	POWER	CODE	FLUX	FLUX	FLUX	FLUX	FLUX
482	24W	**107338.__**	**01** 1331 lm	**02** 1131 lm	**20** 1131 lm	**21** 1131 lm	**22** 1197 lm

3000K

Ø (mm)	POWER	CODE	FLUX	FLUX	FLUX	FLUX	FLUX
482	24W	**107339.__**	**01** 1435 lm	**02** 1219 lm	**20** 1219 lm	**21** 1219 lm	**22** 1291 lm

4000K

Ø (mm)	POWER	CODE	FLUX	FLUX	FLUX	FLUX	FLUX
482	24W	**107340.__**	**01** 1472 lm	**02** 1251 lm	**20** 1251 lm	**21** 1251 lm	**22** 1324 lm

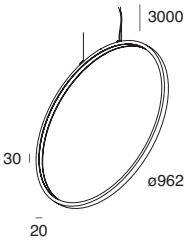

HALOS MINI VERTICALE 962

2 cavi di sospensione L. 3000 mm e cavo di alimentazione inclusi (2x0,5mmq per bianco e nero o 2x0,75 mmq trasparente per gli altri colori).
Rosone per alimentazione remota o integrata da ordinare a parte.

2 suspension cables L. 3000 mm and power cable included (2x0,5 mmq for white and black or 2x0,75mmq transparent for other colours).
Canopy for remote or integrated power supply to be ordered separately.

2700K

Ø (mm)	POWER	CODE	FLUX	FLUX	FLUX	FLUX	FLUX
962	48W	**107341.__**	**01** 2799 lm	**02** 2378 lm	**20** 2378 lm	**21** 2378 lm	**22** 2518 lm

3000K

Ø (mm)	POWER	CODE	FLUX	FLUX	FLUX	FLUX	FLUX
962	48W	**107342.__**	**01** 3018 lm	**02** 2566 lm	**20** 2566 lm	**21** 2566 lm	**22** 2716 lm

4000K

Ø (mm)	POWER	CODE	FLUX	FLUX	FLUX	FLUX	FLUX
962	48W	**107343.__**	**01** 3060 lm	**02** 2601 lm	**20** 2601 lm	**21** 2601 lm	**22** 2753 lm

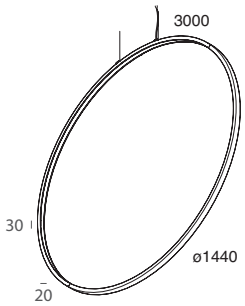

2700K

Ø (mm)	POWER	CODE		FLUX		FLUX		FLUX		FLUX		FLUX
1440	72W	**107344.__**	**01**	4198 lm	**02**	3567 lm	**20**	3567 lm	**21**	3567 lm	**22**	3777 lm

3000K

Ø (mm)	POWER	CODE		FLUX		FLUX		FLUX		FLUX		FLUX
1440	72W	**107345.__**	**01**	4527 lm	**02**	3849 lm	**20**	3849 lm	**21**	3849 lm	**22**	4074 lm

4000K

Ø (mm)	POWER	CODE		FLUX		FLUX		FLUX		FLUX		FLUX
1440	72W	**107346.__**	**01**	4590 lm	**02**	3902 lm	**20**	3902 lm	**21**	3902 lm	**22**	4131 lm

HALOS MINI VERTICALE 1440
2 cavi di sospensione L. 3000 mm e cavo di alimentazione inclusi (2x0,5mmq per bianco e nero o 2x0,75 mmq trasparente per gli altri colori).
Rosone per alimentazione remota o integrata da ordinare a parte.

2 suspension cables L. 3000 mm and power cable included (2x0,5 mmq for white and black or 2x0,75mmq transparent for other colours).
Canopy for remote or integrated power supply to be ordered separately.

HALOS MINI
VERTICALE

ACCESSORI PER INSTALLAZIONE CON ALIMENTAZIONE REMOTA
ACCESSORIES FOR REMOTE DRIVER MOUNTING

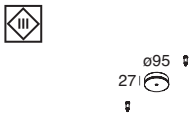

ROSONE PER INSTALLAZIONE SINGOLA
ALIMENTAZIONE REMOTA
Alimentatore elettronico
da ordinare a parte.

CANOPY FOR SINGLE INSTALLATION
REMOTE DRIVER
Electronic driver to be ordered separately.

CODE					
107347.__	**01**	**02**	**20**	**21**	**22**

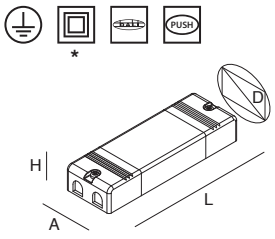

ALIMENTATORE ELETTRONICO
220-240V 50/60Hz

ELECTRONIC DRIVER
220-240V 50/60Hz

	CODE	VERSION	D (mm)	A (mm)	H (mm)	L (mm)
*	**107324.99**	482 mm	54	44	30	147
	105103.99	962 mm	91	85	31	220
	105109.99	1440 mm	105	100	31	235

DALI-PUSH

CODE	VERSION	D (mm)	A (mm)	H (mm)	L (mm)
107325.99	482 mm	86	80	30	124
105104.99	962 mm	91	85	31	220
105110.99	1440 mm	105	100	31	235

HALOS MINI
VERTICALE

ACCESSORI PER INSTALLAZIONE CON ALIMENTAZIONE INTEGRATA
ACCESSORIES FOR INTEGRATED DRIVER MOUNTING

ROSONE ALIMENTATATO
Alimentazione integrata.

FEED CANOPY
Integrated driver.

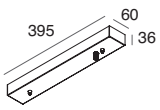

CODE						VERSION
107326.__	**01**	**02**	**20**	**21**	**22**	482 mm - 962 mm - 1440 mm

DALI-PUSH

CODE						VERSION
107329.__	**01**	**02**	**20**	**21**	**22**	482 mm
107330.__	**01**	**02**	**20**	**21**	**22**	962 mm - 1440 mm

HALOS MINI
APPLIQUE





Profilo LED circolare per installazione a parete a luce interna.
Corpo in estruso di alluminio verniciato a polvere e schermo in PMMA opale.
Staffe per il montaggio a parete integrate, alimentazione remota da ordinare a parte.

Circular LED profile for wall surface mounting with internal light emission.
Body in powder-coated extruded aluminium and PMMA opal screen.
Integrated wall mounting brackets, remote power supply to be ordered separately.



HALOS MINI
APPLIQUE 482

2700K

Ø (mm)	POWER	CODE		FLUX		FLUX		FLUX		FLUX		FLUX
482	24W	**107348.__**	**01**	1331 lm	**02**	1131 lm	**20**	1131 lm	**21**	1131 lm	**22**	1197 lm

3000K

Ø (mm)	POWER	CODE		FLUX		FLUX		FLUX		FLUX		FLUX
482	24W	**107349.__**	**01**	1435 lm	**02**	1219 lm	**20**	1219 lm	**21**	1219 lm	**22**	1291 lm

4000K

Ø (mm)	POWER	CODE		FLUX		FLUX		FLUX		FLUX		FLUX
482	24W	**107350.__**	**01**	1472 lm	**02**	1251 lm	**20**	1251 lm	**21**	1251 lm	**22**	1324 lm

HALOS MINI
APPLIQUE

ACCESSORI
ACCESSORIES

*

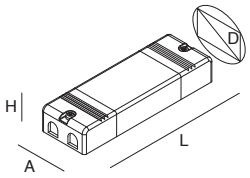

ALIMENTATORE
ELETTRONICO
220-240V 50/60Hz

ELECTRONIC DRIVER
220-240V 50/60Hz

	CODE	VERSION	D (mm)	A (mm)	H (mm)	L (mm)
*	**107324.99**	482 mm	54	44	30	147

DALI-PUSH

CODE	VERSION	D (mm)	A (mm)	H (mm)	L (mm)
107325.99	482 mm	86	80	30	124







HALOS ACOUSTIC

Novalux presenta la soluzione ideale per integrare comfort acustico e soluzioni illuminotecniche. I pannelli fonoassorbenti del nuovo HALOS ACOUSTIC contribuiscono ad aumentare il benessere generale di chi lavora e vive gli ambienti; allo stesso tempo arredano con carattere, grazie alle finiture materiche effetto cemento, nero grafite e grigio iron.

Novalux presents the ideal solution to integrate acoustic comfort and lighting solutions. The sound-absorbing panels of the new HALOS ACOUSTIC contribute to increasing the general well-being of those who work and live in the same environments; at the same time they decorate with personality thanks to the textured finishes resembling concrete, in graphite black and iron grey.

HALOS ACOUSTIC

- **MASSIMA INTEGRAZIONE TRA COMFORT ACUSTICO E SOLUZIONE ILLUMINOTECNICA**
  THE BEST INTEGRATION BETWEEN ACOUSTIC COMFORT AND LIGHTING SOLUTION
- **FINITURA PANNELLI FONOASSORBENTI: NERO GRAFITE E GRIGIO IRON**
  FINISHING OF SOUND-ABSORBING PANELS: GRAPHITE BLACK AND IRON GREY





ASSORBIMENTO ACUSTICO

Il coefficiente di assorbimento acustico (α) rappresenta la frazione di energia sonora assorbita dal pannello (spessore 3 cm), espresso in funzione della frequenza F(Hz).

SOUND ABSORPTION

The sound absorption coefficient (α) represents the fraction of sound energy absorbed from the panel (thickness 3 cm), expressed as a function of frequency F(Hz).

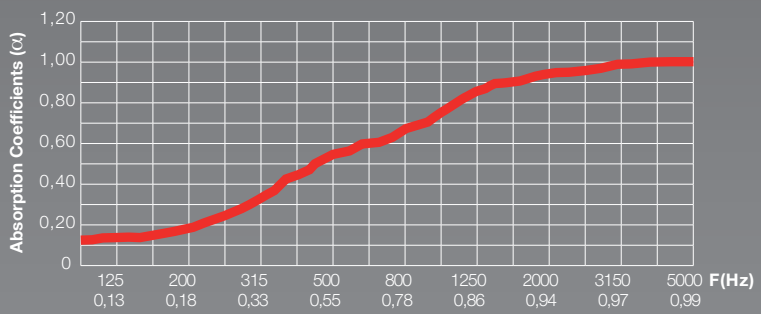



HALOS ACOUSTIC

L'acustica è un fattore di fondamentale importanza nella progettazione degli ambienti, al fine di garantire il benessere psico-fisico di chi vive tali spazi. Questo vale per i luoghi di lavoro, dove la capacità di riduzione del rumore coincide con un aumento di produttività, concentrazione e benessere generale, ma anche per i luoghi del tempo libero e l'abitazione, in cui si ricerca un'atmosfera confortevole per rigenerarsi dallo stress quotidiano.
Halos Acoustic rappresenta la massima integrazione tra comfort acustico e soluzione illuminotecnica, un prezioso strumento di progettazione per architetti e designer.

Acoustics is a fundamental factor in the design of environments, in order to ensure the psycho-physical well-being of those who live such spaces. This applies to workplaces, where the ability to reduce noise coincides with an increase in productivity, concentration and general well-being, but also to places of leisure and housing, where you look for a comfortable atmosphere to regenerate from everyday stress.
Halos Acoustic represents the best integration between acoustic comfort and lighting solution, a precious design tool for architects and designers.

HALOS ACOUSTIC





Apparecchio circolare a LED ad emissione diretta per installazione a plafone o sospensione, provvisto di pannello centrale fonoassorbente in fibre di poliestere 100% riciclabile. Per installazione singola o multipla, è ideato per la creazione di ambienti human-centric in cui il comfort acustico è indice di aumento di produttività, concentrazione e benessere generale. Le capacità acustiche del pannello, testate in camera riverberante, hanno prodotto un indice NRC (Noise Reduction Coefficient) pari a 0,6.
Disponibili due diverse finiture materiche NERO GRAFITE e GRIGIO IRON, la cui speciale lavorazione manuale rende unica ogni superficie.
Pannelli di colorazioni differenti, in verniciatura NCS o con stampa grafica in alta risoluzione sono disponibili su richiesta.
Profilo in estruso di alluminio e rosoni in acciaio verniciati a polvere, schermi diffusori in PMMA opale.
Per installazione a plafone prevedere alimentazione remota da ordinare a parte.
Per installazione a sospensione prevedere rosoni con alimentazione integrata per cavi di sospensione convergenti o paralleli, oppure rosoni per alimentazione remota unitamente a kit di sospensione e cavo di alimentazione. Alimentazione elettronica 220-240V 50/60Hz disponibile anche dimmerabile DALI/PUSH.

Circular LED fixture with direct light emission for ceiling or suspension installation, with central sound-absorbing panel made of 100% recyclable polyester fibers. For single or multiple istallation, it is conceived for the creation of human-centric environments where acoustic comfort is an indication of increased productivity, concentration and general well-being.
The acoustic capacity of the panel, tested in a reverberating chamber, produced an NRC (Noise Reduction Coefficient) index of 0.6.
Available two different material finishes GRAPHITE BLACK and IRON GREY, whose special manual processing makes each surface unique.
Different colour panels, in NCS painting or with graphic printing in high resolution available on request.
Extruded aluminium profile and powder-coated steel canopy, opal PMMA diffuser screens.
For ceiling mounting it is required remote driver to be ordered separately.
For suspension mounting it is required canopy with integrated driver for converging or parallel suspension cables, or canopy for remote power with suspension kit and power cable. Electronic power supply 220-240V 50/60hz is also available dimmable DALI/PUSH.

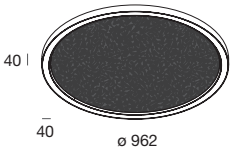

HALOS ACOUSTIC
nero grafite

HALOS ACOUSTIC
graphite black

2700K

Ø (mm)	POWER	CODE	FLUX	FLUX	FLUX	FLUX
962	62W	**109901.__**	**01** 4643 lm	**02**	**20**	**21** 3947 lm	**22** 4179 lm

3000K

Ø (mm)	POWER	CODE	FLUX	FLUX	FLUX	FLUX
962	62W	**109903.__**	**01** 4859 lm	**02**	**20**	**21** 4130 lm	**22** 4373 lm

4000K

Ø (mm)	POWER	CODE	FLUX	FLUX	FLUX	FLUX
962	62W	**109905.__**	**01** 5246 lm	**02**	**20**	**21** 4459 lm	**22** 4721 lm

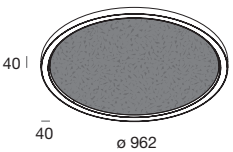

HALOS ACOUSTIC
grigio iron

HALOS ACOUSTIC
iron grey

2700K

Ø (mm)	POWER	CODE	FLUX	FLUX	FLUX	FLUX
962	62W	**109902.__**	**01** 4643 lm	**02**	**20**	**21** 3947 lm	**22** 4179 lm

3000K

Ø (mm)	POWER	CODE	FLUX	FLUX	FLUX	FLUX
962	62W	**109904.__**	**01** 4859 lm	**02**	**20**	**21** 4130 lm	**22** 4373 lm

4000K

Ø (mm)	POWER	CODE	FLUX	FLUX	FLUX	FLUX
962	62W	**109906.__**	**01** 5246 lm	**02**	**20**	**21** 4459 lm	**22** 4721 lm

HALOS ACOUSTIC

ACCESSORI PER INSTALLAZIONE CON ALIMENTAZIONE REMOTA
ACCESSORIES FOR REMOTE DRIVER MOUNTING



ROSONE PER INSTALLAZIONE SINGOLA ALIMENTAZIONE REMOTA
Kit di sospensione, cavo di alimentazione ed alimentatore da ordinare a parte.

CANOPY FOR SINGLE INSTALLATION REMOTE DRIVER
Suspension kit, power cable and driver to be ordered separately.

CODE					
105157.__	**01**	**02**	**20**	**21**	**22**

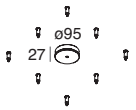

ROSONE PER INSTALLAZIONE DOPPIA ALIMENTAZIONE REMOTA
2 kit di sospensione, 2 cavi di alimentazione e 2 alimentatori da ordinare a parte.

CANOPY FOR DOUBLE INSTALLATION REMORE DRIVER
2 suspension kits, 2 power cables and 2 drivers to be ordered separately.

CODE					
105158.__	**01**	**02**	**20**	**21**	**22**

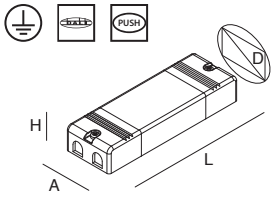

ALIMENTATORE ELETTRONICO
220-240V 50/60Hz

ELECTRONIC DRIVER
220-240V 50/60Hz

CODE	D (mm)	A (mm)	H (mm)	L (mm)
105147.99	105	100	31	235

DALI-PUSH

CODE	D (mm)	A (mm)	H (mm)	L (mm)
105148.99	105	100	31	235

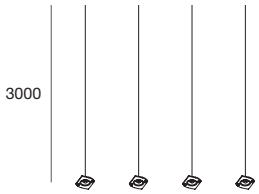

KIT SOSPENSIONE

SUSPENSION KIT

CODE	L (mm)
105159.99	3000

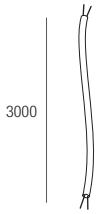

CAVO DI ALIMENTAZIONE
Trasparente, bianco o nero.

POWER CABLE
Transparent, white or black.

CODE		L (mm)
109001.__	**00**	3000

CODE			L (mm)
109001.__	**01**	**02**	3000

HALOS ACOUSTIC

ACCESSORI PER INSTALLAZIONE CON ALIMENTAZIONE INTEGRATA
ACCESSORIES FOR INTEGRATED DRIVER MOUNTING

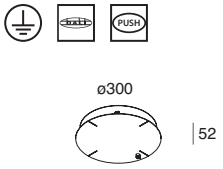

ROSONE PER CAVI CONVERGENTI
PER INSTALLAZIONE SINGOLA
ALIMENTAZIONE INTEGRATA
Kit di sospensione e cavo di alimentazione
da ordinare a parte.

CANOPY FOR CONVERGING CABLES
FOR SINGLE INSTALLATION
INTEGRATED DRIVER
Suspension kit and power cable to be ordered separately.

CODE					
105149.__	**01**	**02**	**20**	**21**	**22**

DALI-PUSH

CODE					
105150.__	**01**	**02**	**20**	**21**	**22**

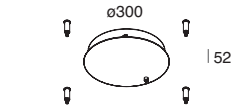

ROSONE PER CAVI PARALLELI
PER INSTALLAZIONE SINGOLA
ALIMENTAZIONE INTEGRATA
Kit di sospensione e cavo di alimentazione
da ordinare a parte.

CANOPY FOR PARALLEL CABLES
FOR SINGLE INSTALLATION
INTEGRATED DRIVER
Suspension kit and power cable to be ordered separately.

CODE					
105151.__	**01**	**02**	**20**	**21**	**22**

DALI-PUSH

CODE					
105152.__	**01**	**02**	**20**	**21**	**22**

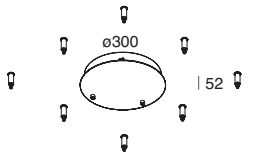

ROSONE PER CAVI PARALLELI
PER INSTALLAZIONE DOPPIA
ALIMENTAZIONE INTEGRATA
2 kit di sospensione e 2 cavi di alimentazione
da ordinare a parte.

CANOPY FOR PARALLEL CABLES
FOR DOUBLE INSTALLATION
INTEGRATED DRIVER
2 suspension kits and 2 power cables
to be ordered separately.

CODE					
105155.__	**01**	**02**	**20**	**21**	**22**

DALI-PUSH

CODE					
105156.__	**01**	**02**	**20**	**21**	**22**



KIT SOSPENSIONE

SUSPENSION KIT

CODE	L (mm)
105159.99	3000

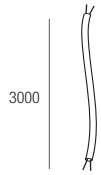

CAVO DI ALIMENTAZIONE
Trasparente, bianco o nero.

POWER CABLE
Transparent, white or black.

CODE		L (mm)
109001.__	**00**	3000

CODE			L (mm)
109001.__	**01**	**02**	3000







HALOS SPOT

Novalux dà un valore aggiunto alla famiglia di profili HALOS e crea una linea di anelli luminosi con spot orientabili integrati. Nelle versioni a luce diretta o a luce interna, questo prodotto, di estrema eleganza, unisce l'armonia della luce diffusa circolare alla delicatezza dei faretti, per dare il giusto focus dove necessario.

Novalux gives an added value to the HALOS profile family and creates a line of light rings with integrated adjustable spots. In the direct light or interior light versions, this extremely elegant product combines the harmony of circular diffused light with the delicacy of the spotlights to give the right focus where necessary.

HALOS SPOT
EMISSIONE DIRETTA





Profilo LED circolare per installazione a sospensione, ad emissione diretta e completo di 3 proiettori LED orientabili. Doppia accensione per spot ed emissione diretta.
Corpo in estruso di alluminio, rosoni in acciaio verniciato a polvere e schermo diffusore in PMMA opale.
Proiettori in lega di alluminio pressofuso verniciato, provvisti di riflettore satinato nero in polimero tecnico. 4 cavi di acciaio di sospensione L.3000 mm e di cavo di alimentazione inclusi (4x0,5 mmq per bianco e nero o 4x0,75 mmq trasparente per gli altri colori).
Disponibili rosoni con alimentazione integrata per cavi di sospensione convergenti o paralleli, oppure rosoni per alimentazione remota. Alimentazione elettronica 220-240V 50/60Hz disponibile anche dimmerabile DALI-PUSH.

Circular LED profile for suspension mounting, with direct light emission and complete with 3 adjustable LED spotlights. Double switch for spots and direct emission.
Body made of extruded aluminium, canopies made of powder coated steel and PMMA opal diffuser. Spotlights made by painted die-cast aluminium alloy, with technical polymer black satin reflector.
4 suspension steel cables L. 3000mm and power cable included (4x0,5 mmq for white and black or 4x0,75 mmq trasparent for other colours). Canopies with integrated power supply or for remote power supply are available. Electronic driver 220-240V 50/60Hz are also available DALI-PUSH.

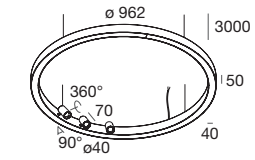

HALOS 962
Emissione diretta
+ 3 spot
Cavi di sospensione
e di alimentazione
inclusi.

Direct emission
+ 3 spots
Suspension
and power cables
included.

2700K

BEAM	POWER	CODE		FLUX				FLUX		FLUX	SPOT FLUX
20°	80W	**109701.__**	**01**	4643 lm	**02**	**20**	**21**	3947 lm	**22**	4179 lm	1425 lm
40°	80W	**109702.__**	**01**	4643 lm	**02**	**20**	**21**	3947 lm	**22**	4179 lm	1455 lm

3000K

BEAM	POWER	CODE		FLUX				FLUX		FLUX	SPOT FLUX
20°	80W	**109703.__**	**01**	4859 lm	**02**	**20**	**21**	4130 lm	**22**	4373 lm	1425 lm
40°	80W	**109704.__**	**01**	4859 lm	**02**	**20**	**21**	4130 lm	**22**	4373 lm	1455 lm

4000K

BEAM	POWER	CODE		FLUX				FLUX		FLUX	SPOT FLUX
20°	80W	**109705.__**	**01**	5246 lm	**02**	**20**	**21**	4459 lm	**22**	4721 lm	1581 lm
40°	80W	**109706.__**	**01**	5246 lm	**02**	**20**	**21**	4459 lm	**22**	4721 lm	1617 lm



HALOS SPOT

ACCESSORI PER INSTALLAZIONE CON ALIMENTAZIONE REMOTA
ACCESSORIES FOR REMOTE DRIVER MOUNTING



ROSONE PER INSTALLAZIONE SINGOLA
ALIMENTAZIONE REMOTA
Alimentatore elettronico da ordinare a parte.

CANOPY FOR SINGLE INSTALLATION
REMOTE DRIVER
Electronic driver to be ordered separately.

CODE					
105157.__	**01**	**02**	**20**	**21**	**22**



ROSONE PER INSTALLAZIONE DOPPIA
ALIMENTAZIONE REMOTA
2 alimentatori elettronici da ordinare a parte.

CANOPY FOR DOUBLE INSTALLATION
REMOTE DRIVER
2 electronic drivers to be ordered separately.

CODE					
105158.__	**01**	**02**	**20**	**21**	**22**

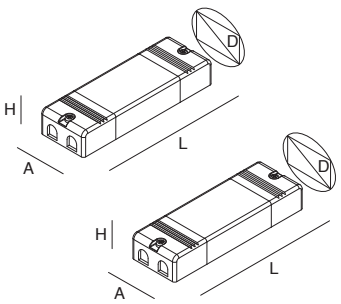

COPPIA DI ALIMENTATORI ELETTRONICI
220-240V 50/60Hz
Doppia accensione per spot ed emissione diretta.

COUPLE OF ELECTRONIC DRIVERS
220-240V 50/60Hz
Double switch for spots and direct emission.

CODE	D (mm)	A (mm)	H (mm)	L (mm)
109713.99	105	100	31	235
	77	70	31	200

DALI-PUSH

CODE	D (mm)	A (mm)	H (mm)	L (mm)
109714.99	105	100	31	235
	77	70	31	200

HALOS SPOT

ACCESSORI PER INSTALLAZIONE CON ALIMENTAZIONE INTEGRATA
ACCESSORIES FOR INTEGRATED DRIVER MOUNTING

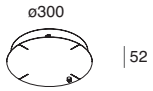

ROSONE PER CAVI CONVERGENTI
ALIMENTAZIONE INTEGRATA
Prevista accensione unica per gestione PUSH

CANOPY FOR CONVERGING CABLES
INTEGRATED DRIVER
One switch for PUSH management

CODE					
109715.__	**01**	**02**	**20**	**21**	**22**

DALI-PUSH

CODE					
109716.__	**01**	**02**	**20**	**21**	**22**

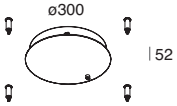

ROSONE PER CAVI PARALLELI
ALIMENTAZIONE INTEGRATA
Prevista accensione unica per gestione PUSH

CANOPY FOR PARALLEL CABLES
INTEGRATED DRIVER
One switch for PUSH management

CODE					
109717.__	**01**	**02**	**20**	**21**	**22**

DALI-PUSH

CODE					
109718.__	**01**	**02**	**20**	**21**	**22**

HALOS SPOT
EMISSIONE INTERNA





Profilo LED circolare per installazione a sospensione, plafone o parete, ad emissione interna e completo di 3 proiettori LED orientabili. Doppia accensione per spot ed emissione interna.
Corpo in estruso di alluminio e rosoni in acciaio verniciato a polvere, schermo diffusore in PMMA opale.
Proiettori in lega di alluminio pressofuso verniciati, provvisti di riflettore satinato nero in polimero tecnico.
Per installazione a plafone/parete prevedere alimentazione remota da ordinare a parte.
Per installazione a sospensione prevedere rosoni con alimentazione integrata per cavi di sospensione convergenti o paralleli, oppure rosoni per alimentazione remota unitamente a kit di sospensione e cavo di alimentazione da ordinare a parte.
Alimentazione elettronica 220-240V 50/60Hz disponibile anche dimmerabile DALI-PUSH.

Circular LED profile for suspension, ceiling or wall mounting, with internal light emission and complete with 3 adjustable LED spotlights. Double switch for spots and internal emission.
Body made of extruded aluminium, canopies made of powder coated steel and PMMA opal diffuser.
Spotlights made by painted die-cast aluminium alloy, with technical polymer black satin reflector.
For ceiling/wall mounting it is required the remote electronic driver to be ordered separately.
For suspension mounting it is required the canopy with integrated driver, or remote driver and suspension cables and power cable, to be ordered separately.
Electronic driver 220-240V 50/60Hz is also available DALI-PUSH.



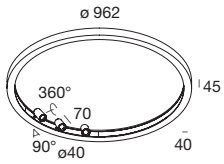

HALOS 962
Emissione interna
+ 3 spot

Internal emission
+ 3 spots

2700K

BEAM	POWER	CODE		FLUX				FLUX		FLUX	SPOT FLUX
20°	70W	**109707.__**	**01**	2504 lm	**02**	**20**	**21**	2128 lm	**22**	2253 lm	1425 lm
40°	70W	**109708.__**	**01**	2504 lm	**02**	**20**	**21**	2128 lm	**22**	2253 lm	1455 lm

3000K

BEAM	POWER	CODE		FLUX				FLUX		FLUX	SPOT FLUX
20°	70W	**109709.__**	**01**	2701 lm	**02**	**20**	**21**	2295 lm	**22**	2430 lm	1425 lm
40°	70W	**109710.__**	**01**	2701 lm	**02**	**20**	**21**	2295 lm	**22**	2430 lm	1455 lm

4000K

BEAM	POWER	CODE		FLUX				FLUX		FLUX	SPOT FLUX
20°	70W	**109711.__**	**01**	2785 lm	**02**	**20**	**21**	2367 lm	**22**	2506 lm	1581 lm
40°	70W	**109712.__**	**01**	2785 lm	**02**	**20**	**21**	2367 lm	**22**	2506 lm	1617 lm



HALOS SPOT

ACCESSORI PER INSTALLAZIONE A SOSPENSIONE/PLAFONE/PARETE CON ALIMENTAZIONE REMOTA
ACCESSORIES FOR SUSPENSION/CEILING/WALL MOUNTING WITH REMOTE DRIVER



ROSONE PER INSTALLAZIONE SINGOLA
ALIMENTAZIONE REMOTA
Kit di sospensione, cavo di alimentazione ed alimentatore elettronico da ordinare a parte.

CANOPY FOR SINGLE INSTALLATION
REMOTE DRIVER
Suspension kit, power cable and electronic driver to be ordered separately.

CODE					
105157._	**01**	**02**	**20**	**21**	**22**



ROSONE PER INSTALLAZIONE DOPPIA
ALIMENTAZIONE REMOTA
2 kit di sospensione, 2 cavi di alimentazione e 2 alimentatori elettronici da ordinare a parte.

CANOPY FOR DOUBLE INSTALLATION
REMOTE DRIVER
2 Suspension kits, 2 power cables and 2 electronic drivers to be ordered separately.

CODE					
105158._	**01**	**02**	**20**	**21**	**22**

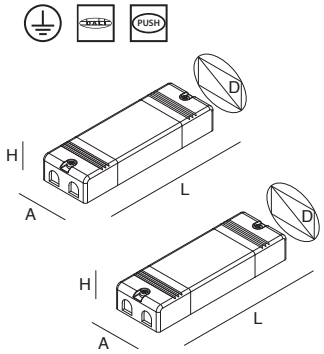

COPPIA DI ALIMENTATORI ELETTRONICI
220-240V 50/60Hz
Doppia accensione per spot ed emissione interna.

COUPLE OF ELECTRONIC DRIVERS
220-240V 50/60Hz
Double switch for spots and internal emission.

CODE	D (mm)	A (mm)	H (mm)	L (mm)
109713.99	105	100	31	235
	77	70	31	200

DALI-PUSH

CODE	D (mm)	A (mm)	H (mm)	L (mm)
109714.99	105	100	31	235
	77	70	31	200

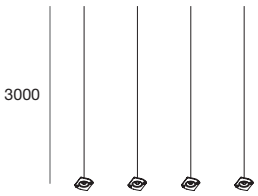

KIT SOSPENSIONE

SUSPENSION KIT

CODE	L (mm)
105159.99	3000

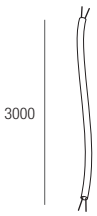

CAVO DI ALIMENTAZIONE
Trasparente, bianco o nero.

POWER CABLE
Transparent, white or black.

CODE		L (mm)
109002._	**00**	3000

CODE			L (mm)
109002._	**01**	**02**	3000

HALOS SPOT

ACCESSORI PER INSTALLAZIONE A SOSPENSIONE CON ALIMENTAZIONE INTEGRATA
ACCESSORIES FOR SUSPENSION MOUNTING WITH INTEGRATED DRIVER

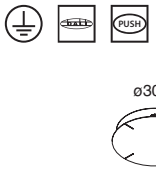

ROSONE PER CAVI CONVERGENTI
ALIMENTAZIONE INTEGRATA
kit sospensione e cavo di alimentazione
da ordinare a parte
Prevista accensione unica per gestione PUSH

CANOPY FOR CONVERGING CABLES
INTEGRATED DRIVER
Suspension kit, power cable driver to be
ordered separately.
One switch for PUSH management

CODE					
109715.__	**01**	**02**	**20**	**21**	**22**

DALI-PUSH

CODE					
109716.__	**01**	**02**	**20**	**21**	**22**

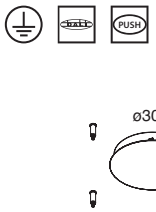

ROSONE PER CAVI PARALLELI
ALIMENTAZIONE INTEGRATA
Prevista accensione unica per gestione PUSH
Kit sospensione e cavo di alimentazione da
ordinare a parte

CANOPY FOR PARALLEL CABLES
INTEGRATED DRIVER
Suspension kit, power cable driver to be
ordered separately.
One switch for PUSH management

CODE					
109717.__	**01**	**02**	**20**	**21**	**22**

DALI-PUSH

CODE					
109718.__	**01**	**02**	**20**	**21**	**22**

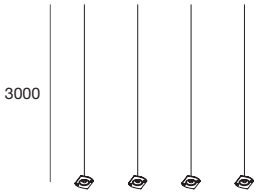

KIT SOSPENSIONE

SUSPENSION KIT

CODE	L (mm)
105159.99	3000

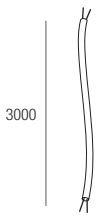

CAVO DI ALIMENTAZIONE
Trasparente, bianco o nero.

POWER CABLE
Transparent, white or black.

CODE		L (mm)
109002.__	**00**	3000

CODE			L (mm)
109002.__	**01**	**02**	3000


FASHION





ROTO

La perfezione del cerchio ispira questa linea di apparecchi luminosi Novalux in grado di illuminare, con raffinatezza, piccoli e grandi spazi, dagli ambienti residenziali a quelli polifunzionali.
ROTO è disponibile nella versione a plafone o sospensione, e nella versione a incasso. Combinando dimensioni e installazioni diverse di ROTO, è possibile creare piacevoli composizioni luminose decorative.

The perfection of the circle inspires this line of Novalux luminaires able to illuminate small and large spaces, with refinement, from residential to multifunctional environments. ROTO is available as a ceiling or pendant luminaire, and as a recessed luminaire.
By combining different sizes and installations of ROTO, pleasant decorative lighting compositions can be created.

CEILING / WALL / FLOOR

ROTO

- **VERSIONE AD EMISSIONE DI LUCE DIRETTA E VERSIONE AD EMISSIONE DI LUCE DIRETTA/INDIRETTA**
  DIRECT LIGHT EMITTING VERSION AND DIRECT/INDIRECT LIGHT EMITTING VERSION
- **DIAMETRI 400, 800, 1200 mm**
  DIAMETERS 400, 800, 1200 mm



ROTO INCASSO

- **INSTALLAZIONE AD INCASSO A RASAMENTO PER CARTONGESSO**
  TRIMLESS RECESSED MOUNTING FOR PLASTERBOARD
- **DIAMETRI 800, 1200 mm**
  DIAMETERS 800, 1200 mm



INSTALLAZIONI
INSTALLATION

ROTO 1200

☐ **.01** Bianco - White

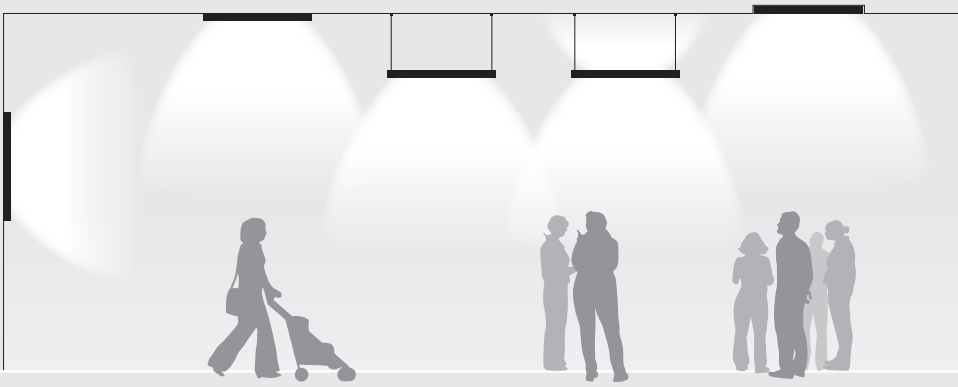

ROTO 800

☐ **.01** Bianco - White

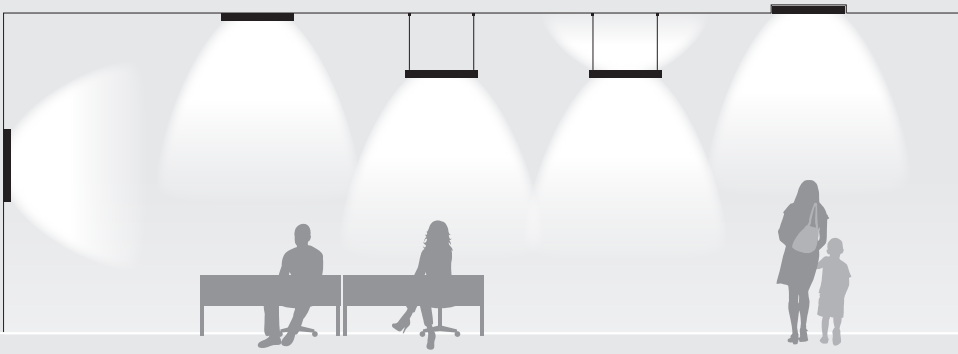

ROTO 400

☐ **.01** Bianco - White





ROTO
EMISSIONE DIRETTA



Apparecchio LED circolare ad emissione diretta per installazione a sospensione, plafone o parete.
Corpo in lega di alluminio verniciata a polvere bianca. Schermo diffusore in PMMA.
Alimentatore elettronico incluso.
Accessori per la sospensione da ordinare a parte.

Circular LED fixture for direct light emission, for suspended, ceiling or wall mounting.
Body made of aluminium alloy, white powder coated
Opal diffuser made of PMMA. Electronic driver included.
Accessories for suspended installation to be ordered separately.



ROTO 400

Ø (mm)	POWER	FLUX	3000K ☐	FLUX	4000K ☐
400	31W	3341 lm	**104401.01**	3443 lm	**104402.01**

DALI-PUSH

Ø (mm)	POWER	FLUX	3000K ☐	FLUX	4000K ☐
400	31W	3341 lm	**104403.01**	3443 lm	**104404.01**

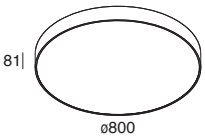

ROTO 800

Ø (mm)	POWER	FLUX	3000K ☐	FLUX	4000K ☐
800	63W	7770 lm	**104405.01**	8007 lm	**104406.01**

DALI-PUSH

Ø (mm)	POWER	FLUX	3000K ☐	FLUX	4000K ☐
800	63W	7770 lm	**104407.01**	8007 lm	**104408.01**

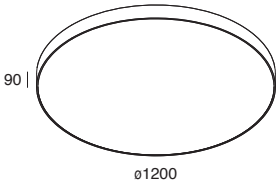

ROTO 1200

Ø (mm)	POWER	FLUX	3000K ☐	FLUX	4000K ☐
1200	108W	15911 lm	**104409.01**	16388 lm	**104410.01**

DALI-PUSH

Ø (mm)	POWER	FLUX	3000K ☐	FLUX	4000K ☐
1200	108W	15911 lm	**104411.01**	16388 lm	**104412.01**

ROTO
EMISSIONE DIRETTA / INDIRETTA



Apparecchio LED circolare ad emissione diretta/indiretta per installazione a sospensione.
Corpo in lega di alluminio verniciata a polvere bianca.
Schermi diffusori in PMMA+PC.
Alimentatore elettronico incluso.
Accessori per la sospensione da ordinare a parte.

Circular LED fixture for direct/indirect light emission, for suspended mounting.
Body made of aluminium alloy, white powder coated
Opal diffuser made of PMMA+PC.
Electronic driver included.
Accessories for suspended installation to be ordered separately.

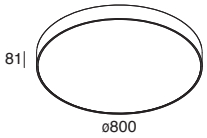

ROTO 800

Ø (mm)	POWER	FLUX	3000K ☐	FLUX	4000K ☐
800	105W	11158 lm	**104415.01**	11496 lm	**104416.01**

DALI-PUSH

Ø (mm)	POWER	FLUX	3000K ☐	FLUX	4000K ☐
800	105W	11158 lm	**104417.01**	11496 lm	**104418.01**

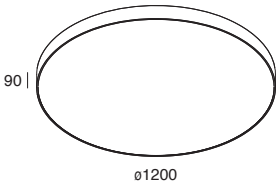

ROTO 1200

Ø (mm)	POWER	FLUX	3000K ☐	FLUX	4000K ☐
1200	192W	22740 lm	**104419.01**	23422 lm	**104420.01**

DALI-PUSH

Ø (mm)	POWER	FLUX	3000K ☐	FLUX	4000K ☐
1200	192W	22740 lm	**104421.01**	23422 lm	**104422.01**

ROTO

ACCESSORI
ACCESSORIES



CAVI DI SOSPENSIONE (3 pz.)
PER ROTO 400
regolabili, in acciaio con terminali in ottone cromato.

SUSPENSION CABLES (3 pcs)
FOR ROTO 400
adjustable, made of steel with tile pipes in chromed brass.

CODE	L (mm)
104413.99	3000



CAVI DI SOSPENSIONE (4 pz.)
PER ROTO 800
regolabili, in acciaio con terminali in ottone cromato.

SUSPENSION CABLES (4 pcs)
FOR ROTO 800
adjustable, made of steel with tile pipes in chromed brass.

CODE	L (mm)
104428.99	3000



CAVI DI SOSPENSIONE (4 pz.)
PER ROTO 1200
regolabili, in acciaio con terminali in ottone cromato.

SUSPENSION CABLES (4 pcs)
FOR ROTO 1200
adjustable, made of steel with tile pipes in chromed brass.

CODE	L (mm)
104429.99	3000

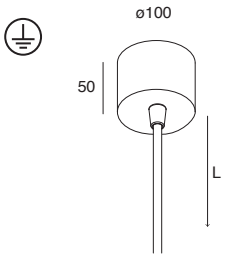

KIT DI ALIMENTAZIONE

POWER SUPPLY KIT

CODE ☐	L (mm)	Cavo / Cable (mm²)
104423.01	1200	3x1,5
104425.01	3000	3x1,5
104424.01	1200	5x1,5
104426.01	3000	5x1,5



ROTO
INCASSO



Apparecchio LED circolare per installazione ad incasso a rasamento in cartongesso di 10-15 mm.
Corpo in lega di alluminio e acciaio.
Schermo diffusore in PMMA opale.
Alimentatore elettronico incluso.

Circular LED fixture for frameless recessed mounting, for plasterboard 10-15 mm thickness.
Body made of aluminium alloy and steel.
Opal diffuser made of PMMA.
Electronic driver included.

IP 20 · 220-240V 50/60Hz · dali · PUSH · C.A.M. Edilizia · 5 anni 5 years · MADE IN ITALY

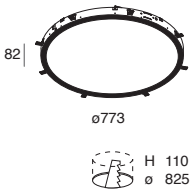

ROTO 800

Ø (mm)	POWER	FLUX	3000K	FLUX	4000K
800	63W	7770 lm	**104427.99**	8007 lm	**104430.99**

DALI-PUSH

Ø (mm)	POWER	FLUX	3000K	FLUX	4000K
800	63W	7770 lm	**104431.99**	8007 lm	**104432.99**

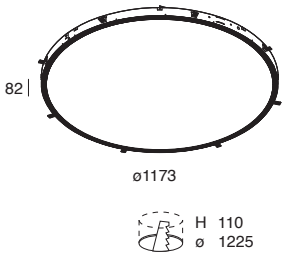

ROTO 1200

Ø (mm)	POWER	FLUX	3000K	FLUX	4000K
1200	108W	15911 lm	**104433.99**	16388 lm	**104434.99**

DALI-PUSH

Ø (mm)	POWER	FLUX	3000K	FLUX	4000K
1200	108W	15911 lm	**104435.99**	16388 lm	**104436.99**







RECTA

Soluzione illuminotecnica elegante e funzionale: applicazione a parete dal design minimal e lineare. RECTA è un apparecchio luminoso Novalux a emissione di luce diretta e indiretta, componibile in fila continua, nella versione con PCB LED integrato oppure con Strip LED, tagliabile su misura. Sistema d'illuminazione perfetto per spazi comuni e per i settori residenziale e ricettivo, disponibile nei colori bianco, nero, caffè e cappuccino.

Elegant and functional lighting solution: wall mounting with a pure and linear design RECTA is a Novalux luminaire emitting direct and indirect light, modular in a continuous line, in the version with built-in LED PCB or LED strip, that can be cut to size. Ideal Lighting system for common areas and the residential and hospitality sectors, available in white, black, coffee and cappuccino colours.

CEILING / WALL / FLOOR

RECTA

- **VERSIONE PCB LED STAND ALONE CON ALIMENTAZIONE INTEGRATA**
  VERSION WITH LED PCB AND INTEGRATED POWER SUPPLY
- **VERSIONE PER STRIP LED, LUNGHEZZA TAGLIABILE SU MISURA**
  STRIP LED VERSION, LENGTH THAT CAN BE CUT TO MEASURE ON SITE
- **INSTALLABILE IN FILA CONTINUA, PRATICITÀ DI MONTAGGIO**
  CONTINUOUS LINE EASY INSTALLATION
- **LUCE DIFFUSA DIRETTA E INDIRETTA**
  DIRECT AND INDIRECT DIFFUSED EMISSION



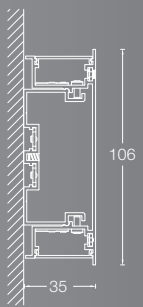





RECTA PCB NEW





Sistema lineare con LED integrati a luce diretta/indiretta per installazione a parete.
Profilo e testate in lega di alluminio verniciata, schermi diffusori in policarbonato opale.
Alimentatore elettronico, schermi diffusori e kit di giunzione inclusi.
Testate terminali da ordinare a parte.

Linear system with integrated LED for direct/indirect light emission, for wall mounting.
Profile and end caps made of painted aluminium alloy and diffuser made of opal polycarbonate.
Electronic driver, diffusers and junction kit included.
End caps to be ordered separately.

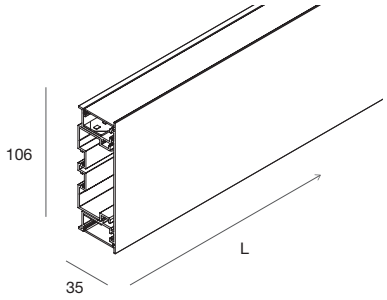

PROFILO LINEARE PCB

LINEAR PROFILE PCB

2700K

L (mm)	POWER	CODE	☐	FLUX	■	■	■	FLUX
600	2x12W	**111401.__**	**01**	1877 lm	**02**	**20**	**21**	1364 lm
1200	2x23W	**111407.__**	**01**	3754 lm	**02**	**20**	**21**	2729 lm

3000K

L (mm)	POWER	CODE	☐	FLUX	■	■	■	FLUX
600	2x12W	**111402.__**	**01**	1997 lm	**02**	**20**	**21**	1452 lm
1200	2x23W	**111408.__**	**01**	3994 lm	**02**	**20**	**21**	2904 lm

4000K

L (mm)	POWER	CODE	☐	FLUX	■	■	■	FLUX
600	2x12W	**111403.__**	**01**	2076 lm	**02**	**20**	**21**	1510 lm
1200	2x23W	**111409.__**	**01**	4153 lm	**02**	**20**	**21**	3020 lm

DALI

2700K

L (mm)	POWER	CODE	☐	FLUX	■	■	■	FLUX
600	2x12W	**111404.__**	**01**	1877 lm	**02**	**20**	**21**	1364 lm
1200	2x23W	**111410.__**	**01**	3754 lm	**02**	**20**	**21**	2729 lm

3000K

L (mm)	POWER	CODE	☐	FLUX	■	■	■	FLUX
600	2x12W	**111405.__**	**01**	1997 lm	**02**	**20**	**21**	1452 lm
1200	2x23W	**111411.__**	**01**	3994 lm	**02**	**20**	**21**	2904 lm

4000K

L (mm)	POWER	CODE	☐	FLUX	■	■	■	FLUX
600	2x12W	**111406.__**	**01**	2076 lm	**02**	**20**	**21**	1510 lm
1200	2x23W	**111412.__**	**01**	4153 lm	**02**	**20**	**21**	3020 lm

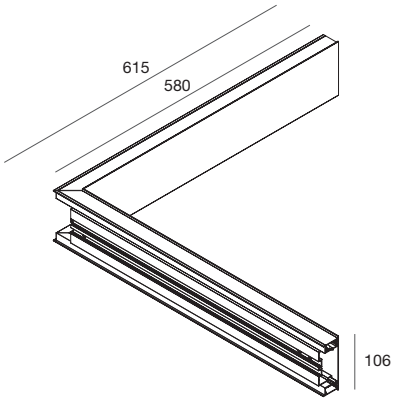

PROFILO ANGOLARE INTERNO PCB

INTERNAL CORNER PROFILE PCB

2700K

L (mm)	POWER	CODE		FLUX				FLUX
615x615	2x23W	**111413.__**	**01**	3754 lm	**02**	**20**	**21**	2729 lm

3000K

L (mm)	POWER	CODE		FLUX				FLUX
615x615	2x23W	**111414.__**	**01**	3994 lm	**02**	**20**	**21**	2904 lm

4000K

L (mm)	POWER	CODE		FLUX				FLUX
615x615	2x23W	**111415.__**	**01**	4153 lm	**02**	**20**	**21**	3020 lm

DALI

2700K

L (mm)	POWER	CODE		FLUX				FLUX
615x615	2x23W	**111416.__**	**01**	3754 lm	**02**	**20**	**21**	2729 lm

3000K

L (mm)	POWER	CODE		FLUX				FLUX
615x615	2x23W	**111417.__**	**01**	3994 lm	**02**	**20**	**21**	2904 lm

4000K

L (mm)	POWER	CODE		FLUX				FLUX
615x615	2x23W	**111418.__**	**01**	4153 lm	**02**	**20**	**21**	3020 lm

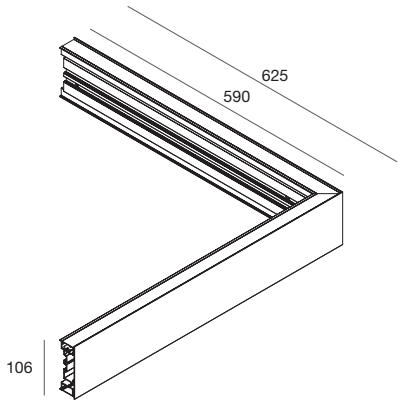

PROFILO ANGOLARE ESTERNO PCB

EXTERNAL CORNER PROFILE PCB

2700K

L (mm)	POWER	CODE		FLUX				FLUX
625x625	2x23W	**111419.__**	**01**	3754 lm	**02**	**20**	**21**	2729 lm

3000K

L (mm)	POWER	CODE		FLUX				FLUX
625x625	2x23W	**111420.__**	**01**	3994 lm	**02**	**20**	**21**	2904 lm

4000K

L (mm)	POWER	CODE		FLUX				FLUX
625x625	2x23W	**111421.__**	**01**	4153 lm	**02**	**20**	**21**	3020 lm

DALI

2700K

L (mm)	POWER	CODE		FLUX				FLUX
625x625	2x23W	**111422.__**	**01**	3754 lm	**02**	**20**	**21**	2729 lm

3000K

L (mm)	POWER	CODE		FLUX				FLUX
625x625	2x23W	**111423.__**	**01**	3994 lm	**02**	**20**	**21**	2904 lm

4000K

L (mm)	POWER	CODE		FLUX				FLUX
625x625	2x23W	**111424.__**	**01**	4153 lm	**02**	**20**	**21**	3020 lm

RECTA
PCB

ACCESSORI
ACCESSORIES

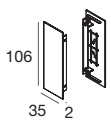

TESTATE TERMINALI
(2 pz.)

END CAPS
(2 pcs)

CODE				
111428.__	**01**	**02**	**20**	**21**

RECTA STRIP LED NEW





Sistema lineare per strip LED a luce diretta/indiretta per installazione a parete.
Profilo tagliabile in opera e testate in lega di alluminio verniciata, schermi diffusori in policarbonato opale.
Schermi diffusori e kit di giunzione inclusi.
Testate terminali, strip LED e alimentatore elettronico da ordinare a parte.

Linear system for LED strip for direct/indirect light, for wall mounting.
Profile to be cut on site and end caps made of painted aluminum alloy, diffusers made of opal polycarbonate. Diffusers and junction kit included.
End caps, LED strip and electronic driver to be ordered separately.

IP 40 | 5 anni years | MADE IN ITALY

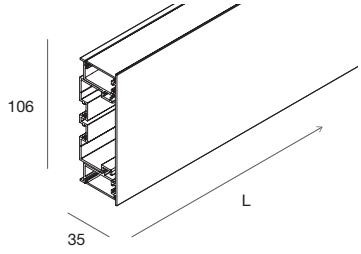

PROFILO LINEARE PER STRIP LED

LINEAR PROFILE FOR STRIP LED

CODE					L (mm)
111425._ _	**01**	**02**	**20**	**21**	1800

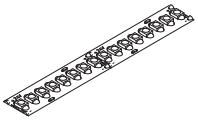

STRIP LED
Pag. 422

Installabile 1 strip LED di larghezza max 10mm per vano ottico.
1 LED strip of maximum width 10mm can be mounted for each optical compartment.

RECTA
STRIP LED

ACCESSORI
ACCESSORIES

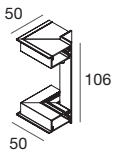

GIUNTO ANGOLARE INTERNO
Schermi diffusori opali inclusi

INNER ANGLE JOINT
Opal diffusers included

CODE				
111426._ _	**01**	**02**	**20**	**21**

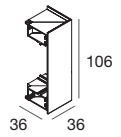

GIUNTO ANGOLARE ESTERNO
Schermi diffusori opali inclusi

OUTER ANGLE JOINT
Opal diffusers included

CODE				
111427._ _	**01**	**02**	**20**	**21**

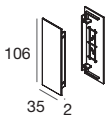

TESTATE TERMINALI (2 pz.)

END CAPS (2 pcs)

CODE				
111428._ _	**01**	**02**	**20**	**21**

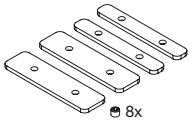

KIT DI GIUNZIONE
Da prevedere in caso di taglio in opera del profilo lineare e recupero della parte rimanente.

JUNCTION KIT
To be provided in case of cutting the linear profile and reuse of the remaining part.

CODE
111429.99

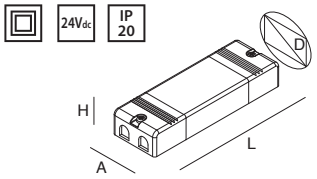

ALIMENTATORI 24Vdc
INSERIBILI NEL PROFILO
Vedi sezione Gestione Luce

DRIVERS 24Vdc
THAT FIT IN THE PROFILE
See section Light Management

CODE	POWER	VERSION
101301.99	45W	ON-OFF
101302.99	100W	ON-OFF
101318.99	80W	DALI/PUSH (White) - DALI (RGB/RGBW/TW)

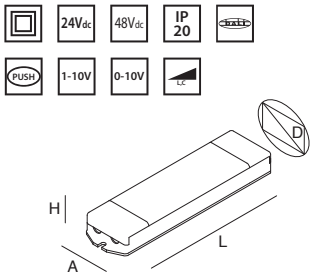

INTERFACCE DI DIMMERAZIONE 24Vdc
INSERIBILI NEL PROFILO
Vedi sezione Gestione Luce

DIMMING INTERFACES 24Vdc
THAT FIT IN THE PROFILE
See section Light Management

CODE	POWER	VERSION
105914.99	max 12Ax1CH	DALI/PUSH/0-10V/1-10V
105923.99	max 10Ax1CH	TRIAC/IGBT





PROFILED

Gamma completa di profili per Strip LED, per installazione a incasso, a plafone, in appoggio, a parete o a sospensione. I PROFILED Novalux consentono di realizzare nicchie e gole luminose, velette e linee di luce diretta, adattandosi di volta in volta a nuove soluzioni luminose.

Complete range of profiles for LED strip, for recessed, ceiling, surface, wall or pendant installation. The Novalux PROFILED products allow to create recesses and lighting grooves, light coves and direct light lines, always adapting to new lighting solutions.

CEILING / WALL / FLOOR

PROFILED

- **LUNGHEZZA TAGLIABILE A MISURA**
  LENGTH TO BE CUT TO MEASURE ON SITE
- **VARIETÀ DI SOLUZIONI COMPOSITIVE**
  MANY COMPOSITIONAL SOLUTIONS

PROFILED AD ANGOLO H16 — 16 mm

PROFILED H9 — 17 mm

PROFILED H16 — 17 mm

PROFILED MICRO — 10 mm

PROFILED MACRO — 25 mm

PROFILED INCASSO H12 — 27 mm





PROFILED
MACRO



Profilo dissipante per Strip LED doppia pista 25W/m, in lega di alluminio anodizzato naturale o verniciata bianca, testate di chiusura in polimero termoplastico, schermo diffusore ad inserimento a scatto in PC opale.
Schermo diffusore, testate di chiusura e 4 staffe di fissaggio inclusi.
Strip LED e alimentatore 24Vdc da ordinare a parte.
Non esporre a intemperie o luce solare diretta e non inserire in materiale isolante.

Dissipating profile for Strip LED double lane 25W/m, made of anodized aluminium alloy, natural finish or white powder coated, end caps made of thermoplastic polymer, screen made of opal finish PC.
Diffuser, end caps and 4 fixing brackets included.
Strip LED and driver 24Vdc to be ordered separately.
Do not expose to bad weather or direct sunlight and do not insert into insulating material.

IP 40 | 5 anni years

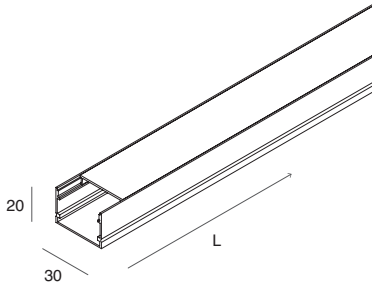

CODE	☐	■	L (mm)	Diffuser
105420._ _	**01**	**96**	2000	Opale / Opal

PROFILED
MACRO

ACCESSORI
ACCESSORIES

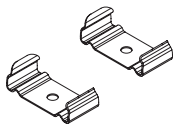

STAFFE DI FISSAGGIO (2 pz)
Da prevedere in caso di utilizzo di sezioni di profilo tagliate in opera.

FIXING BRACKETS (2 pcs)
To be used for sections of profile cut on site.

CODE	
105422.99	Acciaio / Steel

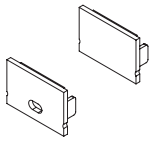

TESTATE DI CHIUSURA (2 pz)
Da prevedere in caso di utilizzo di sezioni di profilo tagliate in opera.

END CAPS (2 pcs)
To be used for sections of profile cut on site.

CODE	☐	■
105421._ _	**01**	**99**

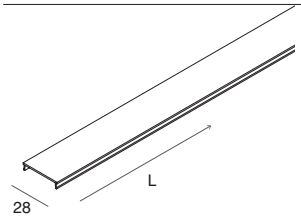

SCHERMO OPALE 6 m
opzionale
Consigliato per installazioni in fila continua

OPAL SCREEN 6 m
optional
Recommended for continuous line installations

CODE	L (mm)	
105423.99	6000	Opale / Opal

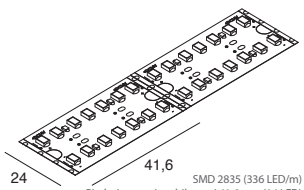

SMD 2835 (336 LED/m)
Biadesivo - sezionabile ogni 41,6 mm (14 LED)
Per profilo L-33 e Profiled MACRO
Bihadesive - cuttable every 41,6 mm (14 LED)
Suitable for L-33 profile and Profiled MACRO

STRIP LED DOPPIA PISTA
25W/m

STRIP LED DOUBLE LANE
25W/m

CODE	LED COLOUR	POWER	FLUX/m	L (mm)	IP	CRI
100916.99	2700K	25W/m	2926	5000	**20**	**90**
100917.99	3000K	25W/m	2670	5000	**20**	**90**
100918.99	4000K	25W/m	3000	5000	**20**	**90**
100925.99	2700K	25W/m	2802	5000	**65**	**90**
100926.99	3000K	25W/m	2902	5000	**65**	**90**
100927.99	4000K	25W/m	3208	5000	**65**	**90**

PROFILED
MICRO

Profilo dissipante per Strip LED in lega di alluminio anodizzata naturale, testate di chiusura in polimero termoplastico, schermo diffusore ad inserimento a scatto in PMMA opale.
Schermo diffusore, testate di chiusura e n°4 staffe di fissaggio inclusi.
Strip LED e alimentatore 24Vdc da ordinare a parte.
Non esporre a intemperie o luce solare diretta e non inserire in materiale isolante.

Dissipating profile for Strip LED made of anodized aluminium alloy natural finish, end caps made of thermoplastic polymer, screen made of opal finish PMMA.
Diffuser, end caps and n°4 fixing brackets included.
Strip LED and driver 24Vdc to be ordered separately.
Do not expose to bad weather or direct sunlight and do not insert into insulating material.



IP 40 · 5 anni years

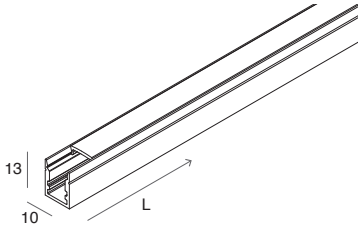

CODE	L (mm)	Diffuser
105411.96	2000	Opale / Opal

PROFILED
MICRO

ACCESSORI
ACCESSORIES

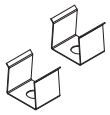

STAFFE DI FISSAGGIO (2 pz.)
Da prevedere in caso di utilizzo di sezioni di profilo tagliate in opera.

FIXING BRACKETS (2 pcs)
To be used for sections of profile cut on site.

CODE	
105413.99	Acciaio / Steel



TESTATE DI CHIUSURA (2 pz.)
Da prevedere in caso di utilizzo di sezioni di profilo tagliate in opera.

END CAPS (2pcs)
To be used for sections of profile cut on site.

CODE	
105412.99	Grigio chiaro / Light grey

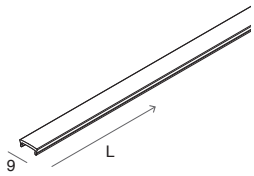

SCHERMO OPALE 6 m
opzionale
Consigliato per installazioni in fila continua

OPAL SCREEN 6 m
optional
Recommended for continuous line installations

CODE	L (mm)	
1018A2.99	6000	Opale / Opal

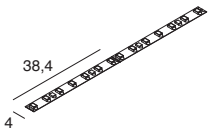

SMD 2216 (182 LED/m)
Biadesivo - sezionabile ogni 38,4 mm (7 LED)
Biadhesive - cuttable every 38,4 mm (7 LED)

STRIP LED 4mm

11,5W/m

CODE	L (mm)	LED COLOUR	FLUX/m	IP	CRI
100913.99	5000	2700K	1100	20	90
100914.99	5000	3000K	1014	20	90
100915.99	5000	4000K	1154	20	90
100928.99	5000	2700K	1016	65	90
100929.99	5000	3000K	1038	65	90
100930.99	5000	4000K	1124	65	90

PROFILED
H9



Profilo dissipante per Strip LED in lega di alluminio anodizzato naturale o verniciata bianca, testate di chiusura in polimero termoplastico, schermo diffusore ad inserimento a scatto in PMMA trasparente o opale.
Schermo diffusore, testate di chiusura e n°4 staffe di fissaggio inclusi.
Strip LED e alimentatore 24Vdc da ordinare a parte.
Non esporre a intemperie o luce solare diretta e non inserire in materiale isolante.

Dissipating profile for Strip LED made of anodized aluminium alloy, natural finish or white powder coated, end caps made of thermoplastic polymer, screen made of transparent or opal finish PMMA.
Diffuser, end caps and n°4 fixing brackets included.
Strip LED and driver 24Vdc to be ordered separately.
Do not expose to bad weather or direct sunlight and do not insert into insulating material.

IP 40 · 5 anni years

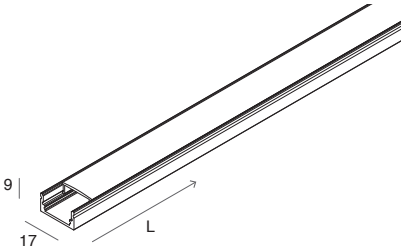

CODE			L (mm)	Diffuser
15201._ _	**01**	**96**	2000	Opale / Opal
15202._ _	**01**	**96**	2000	Traspar. / Transp.

PROFILED
H9

ACCESSORI
ACCESSORIES

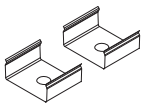

STAFFE DI FISSAGGIO (2 pz.)
Da prevedere in caso di utilizzo di sezioni di profilo tagliate in opera.

FIXING BRACKETS (2 pcs)
To be used for sections of profile cut on site.

CODE	
15213.99	Acciaio / Steel
15213.00	Trasparente / Transparent



TESTATE DI CHIUSURA (2 pz.)
Da prevedere in caso di utilizzo di sezioni di profilo tagliate in opera.

END CAPS (2pcs)
To be used for sections of profile cut on site.

CODE		
15206._ _	**01**	**99**

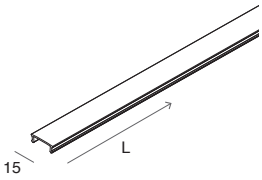

SCHERMO OPALE 6 m
opzionale
Consigliato per installazioni in fila continua

OPAL SCREEN 6 m
optional
Recommended for continuous line installations

CODE	L (mm)	
1018A3.99	6000	Opale / Opal

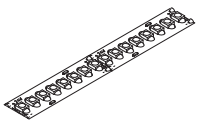

STRIP LED
Pag. 422

Per ottenere uniformità di luminanza nelle installazioni con schermo a vista, utilizzare strip LED 19,2W/m, 22W/m, 8,8W/m (24Vdc), o 17W/m (48Vdc).

To achieve luminance uniformity when installed with clearly visible diffusors, the strip LED to be used is 19,2W/m, 22W/m, 8,8W/m (24Vdc), or 17W/m (48Vdc).

PROFILED
H16



Profilo dissipante per Strip LED in lega di alluminio anodizzata naturale, testate di chiusura in polimero termoplastico, schermo diffusore ad inserimento a scatto in PMMA opale.
Schermo diffusore, testate di chiusura e n°4 staffe di fissaggio inclusi.
Strip LED e alimentatore 24Vdc da ordinare a parte.
Non esporre a intemperie o luce solare diretta e non inserire in materiale isolante.

Dissipating profile for Strip LED made of anodized aluminium alloy natural finish, end caps made of thermoplastic polymer, screen made of opal finish PMMA.
Diffuser, end caps and n°4 fixing brackets included.
Strip LED and driver 24Vdc to be ordered separately.
Do not expose to bad weather or direct sunlight and do not insert into insulating material.

IP 40 · 5 anni years

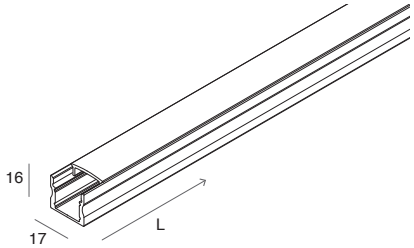

CODE	L (mm)	Diffuser
16301.96	2000	Opale / Opal

PROFILED
H16

ACCESSORI
ACCESSORIES

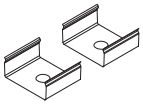

STAFFE DI FISSAGGIO (2 pz.)
Da prevedere in caso di utilizzo di sezioni di profilo tagliate in opera.

FIXING BRACKETS (2 pcs)
To be used for sections of profile cut on site.

CODE	
15213.99	Acciaio / Steel
15213.00	Trasparente / Transparent

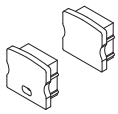

TESTATE DI CHIUSURA (2 pz.)
Da prevedere in caso di utilizzo di sezioni di profilo tagliate in opera.

END CAPS (2pcs)
To be used for sections of profile cut on site.

CODE	
16302.99	

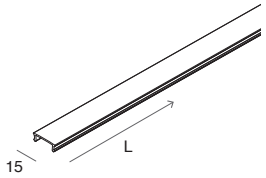

SCHERMO OPALE 6 m
opzionale
Consigliato per installazioni in fila continua

OPAL SCREEN 6 m
optional
Recommended for continuous line installations

CODE	L (mm)	
1018A3.99	6000	Opale / Opal

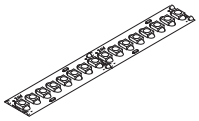

STRIP LED
Pag. 422

Per ottenere uniformità di luminanza nelle installazioni con schermo a vista, utilizzare strip LED 19,2W/m, 22W/m, 8,8W/m (24Vdc), o 17W/m (48Vdc).

To achieve luminance uniformity when installed with clearly visible diffusors, the strip LED to be used is 19,2W/m, 22W/m, 8,8W/m (24Vdc), or 17W/m (48Vdc).

PROFILED
INCASSO H12



Profilo dissipante per Strip LED in lega di alluminio anodizzata naturale o verniciata bianca, testate di chiusura in polimero termoplastico, schermo diffusore ad inserimento a scatto in PMMA opale.
Schermo diffusore, testate di chiusura e n°2 molle di fissaggio scorrevoli sul profilo inclusi, Strip LED e alimentatore 24Vdc da ordinare a parte. Idoneo per controsoffitto di spessore max. 15 mm.
Non esporre a intemperie o luce solare diretta e non inserire in materiale isolante.

Dissipating profile for Strip LED made of anodized aluminium alloy, natural finish or white powder coated, end caps made of thermoplastic polymer, screen made of opal finish PMMA.
Diffuser, end caps and n°2 sliding fixing springs included.
Strip LED and driver 24Vdc to be ordered separately. Suitable for ceiling thickness max. 15 mm.
Do not expose to bad weather or direct sunlight and do not insert into insulating material.

IP 40 — 5 anni years

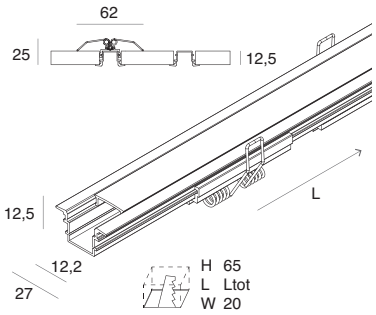

PROFONDITÀ DEL PROFILO PARI ALLO SPESSORE DEL CARTONGESSO DA 12,5 mm CHE CONSENTE IL MONTAGGIO SENZA INTERVENIRE SULLA STRUTTURA PORTANTE DEL CONTROSOFFITTO.

THE DEPTH OF THE PROFILE IS EQUAL TO THE THICKNESS OF THE 12.5 mm PLASTERBOARD ALLOWING INSTALLATION WITHOUT AFFECTING THE SUPPORTING STRUCTURE OF THE SUSPENDED CEILING.

CODE			L (mm)	Diffuser
105415._ _	**01**	**96**	2000	Opale / Opal

PROFILED
INCASSO H12

ACCESSORI
ACCESSORIES

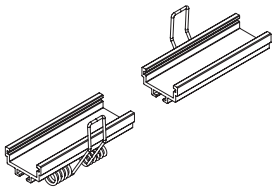

MOLLE DI FISSAGGIO (2 pz.)
Da prevedere in caso di utilizzo di sezioni di profilo tagliate in opera.

FIXING SPRINGS (2 pcs)
To be used for sections of profile cut on site.

CODE	
105419.99	Acciaio / Steel

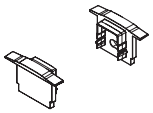

TESTATE DI CHIUSURA (2 pz.)
Da prevedere in caso di utilizzo di sezioni di profilo tagliate in opera.

END CAPS (2pcs)
To be used for sections of profile cut on site.

CODE		
105417._ _	**01**	**99**

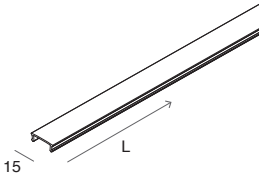

SCHERMO OPALE 6 m
opzionale
Consigliato per installazioni in fila continua

OPAL SCREEN 6 m
optional
Recommended for continuous line installations

CODE	L (mm)	
1018A3.99	6000	Opale / Opal

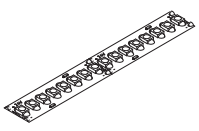

STRIP LED
Pag. 422

Per ottenere uniformità di luminanza nelle installazioni con schermo a vista, utilizzare strip LED 19,2W/m, 22W/m, 8,8W/m (24Vdc), o 17W/m (48Vdc).

To achieve luminance uniformity when installed with clearly visible diffusors, the strip LED to be used is19,2W/m, 22W/m, 8,8W/m (24Vdc), or 17W/m (48Vdc).

PROFILED
AD ANGOLO H16



Profilo dissipante per Strip LED in lega di alluminio anodizzata naturale o verniciata bianca , testate di chiusura in polimero termoplastico,
schermo diffusore ad inserimento a scatto in PMMA opale.
Schermo diffusore, testate di chiusura e n°4 staffe di fissaggio inclusi.
Strip LED e alimentatore 24Vdc da ordinare a parte.
Non esporre a intemperie o luce solare diretta e non inserire in materiale isolante.

Dissipating profile for Strip LED made of anodized aluminium alloy natural finish or white powder coated, end caps made of thermoplastic polymer, screen made of opal finish PMMA.
Diffuser, end caps and n°4 fixing brackets included.
Strip LED and driver 24Vdc to be ordered separately.
Do not expose to bad weather or direct sunlight and do not insert into insulating material.

IP 40 · 5 anni years

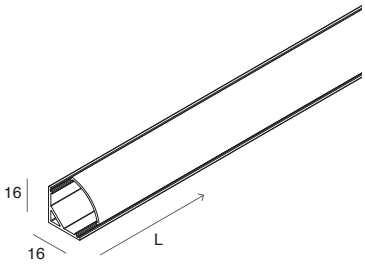

CODE	☐	■	L (mm)	Diffuser
105408._ _	**01**	**96**	2000	Opale / Opal

PROFILED
AD ANGOLO H16

ACCESSORI
ACCESSORIES

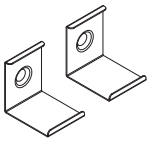

STAFFE DI FISSAGGIO (2 pz.)
Da prevedere in caso di utilizzo
di sezioni di profilo tagliate in opera.

FIXING BRACKETS (2 pcs)
To be used for sections
of profile cut on site.

CODE	
105410.99	Acciaio / Steel

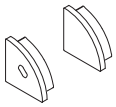

TESTATE DI CHIUSURA (2 pz.)
Da prevedere in caso di utilizzo
di sezioni di profilo tagliate in opera.

END CAPS (2pcs)
To be used for sections
of profile cut on site.

CODE	☐	■
105409._ _	**01**	**96**

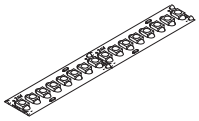

STRIP LED
Pag. 422

Per ottenere uniformità di luminanza nelle installazioni con schermo a vista, utilizzare strip LED 19,2W/m, 22W/m, 8,8W/m (24Vdc), o 17W/m (48Vdc).

To achieve luminance uniformity when installed with clearly visible diffusors, the strip LED to be used is 19,2W/m, 22W/m, 8,8W/m (24Vdc), or 17W/m (48Vdc).

PROFILED
TONDO



Profilo dissipante per Strip LED in lega di alluminio verniciata bianca, testate di chiusura in polimero termoplastico, schermo diffusore ad inserimento a scatto in PMMA opale. Schermo diffusore e testate di chiusura inclusi.
Kit di sospensione, staffe per installazione a parete, strip LED e alimentatore 24Vdc da ordinare a parte.
Non esporre a intemperie o luce solare diretta e non inserire in materiale isolante.

Dissipating profile for Strip LED made of white powder coated aluminium alloy, end caps made of thermoplastic polymer, screen made of opal finish PMMA. Diffuser and end caps included.
Suspension kit, wall brackets, strip LED and driver 24Vdc to be ordered separately.
Do not expose to bad weather or direct sunlight and do not insert into insulating material.

IP 40 · 5 anni years

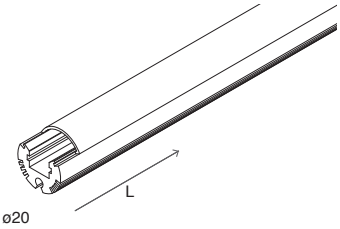

CODE		L (mm)	Diffuser
105401.01		2000	Opale / Opal



PROFILED TONDO

ACCESSORI ACCESSORIES

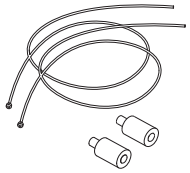

KIT SOSPENSIONE
Cavi in acciaio L 2000 mm
con terminale in ottone cromato.

SUSPENSION KIT
Steel cables L 2000 mm
with tile pipes made of chromed brass.

CODE	L (mm)
105403.99	2000

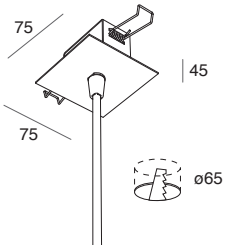

KIT DI ALIMENTAZIONE
PER SOSPENSIONE
rosone ad incasso in controsoffitto
di spessore da 5 a 15 mm.
Cavo con guaina bianca.

POWER SUPPLY FOR SUSPENSION
recessed ceiling mounted canopy
for thickness from 5 up to 15 mm.
Cable with white sheath.

CODE ☐	L (mm)	Cavo / Cable (mm²)
103319.01	1200	3x0,75

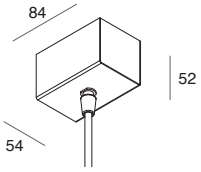

KIT DI ALIMENTAZIONE
PER SOSPENSIONE
rosone a plafone.
Cavo con guaina bianca.

POWER SUPPLY
FOR SUSPENSION
ceiling mounted canopy.
Cable with white sheath.

CODE ☐	L (mm)	Cavo / Cable (mm²)
103320.01	1200	3x0,75

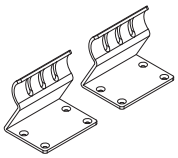

STAFFE PARETE (2 pz.)

WALL BRACKETS (2 pcs)

CODE ☐	
105402.01	



GIUNTO LINEARE (1 pz.)

LINEAR JUNCTION (1 pc)

CODE	
105414.99	



TESTATE DI CHIUSURA (2 pz.)
Da prevedere in caso di utilizzo
di sezioni di profilo tagliate in opera.

END CAPS (2 pcs)
To be used for sections
of profile cut on site.

CODE ☐	
105404.01	

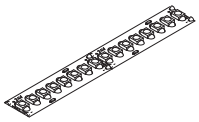

STRIP LED
Pag. 422

Per ottenere uniformità di luminanza nelle installazioni con schermo a vista, utilizzare strip LED 19,2W/m, 22W/m, 8,8W/m (24Vdc), o 17W/m (48Vdc).

To achieve luminance uniformity when installed with clearly visible diffusors, the strip LED to be used is 19,2W/m, 22W/m, 8,8W/m (24Vdc), or 17W/m (48Vdc).

PROFILED 230 NEW

Profilo in alluminio idoneo per la dissipazione della Strip LED Novalux alimentata direttamente a 230V, provvisto di staffette per il fissaggio su superficie e tagliabile su misura. Questa soluzione illuminotecnica garantisce una perfetta uniformità di luminanza della strip LED.

Aluminium profile suitable for dissipation of Novalux LED Strip powered directly at 230V, equipped with brackets for surface mounting and cut to size. This lighting solution ensures perfect luminance uniformity of the LED strip.



IP 40 | 5 anni years

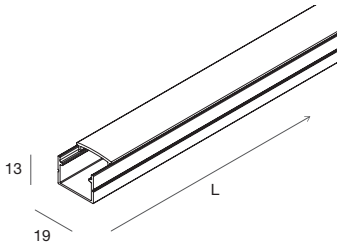

CODE	L (mm)	Diffuser
105424.96	2000	Opale / Opal



PROFILED 230

ACCESSORI
ACCESSORIES

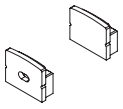

TESTATE DI CHIUSURA (2pz)
Da prevedere in caso di utilizzo
di sezioni di profilo tagliate in opera.

END CAPS (2pcs)
To be used for sections of profile cut on site.

CODE
105425.99

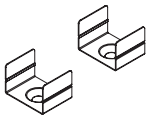

STAFFE DI FISSAGGIO (2pz)
Da prevedere in caso di utilizzo di sezioni
di profilo tagliate in opera.

FIXING BRACKETS (2pcs)
To be used for sections of profile cut on site.

CODE
105426.99

STRIP LED 230V

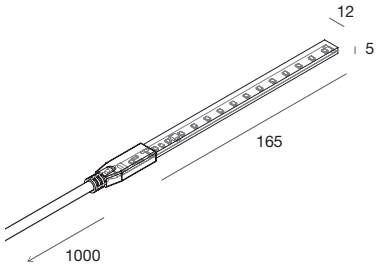

STRIP LED 230V 9,4 W/m
SMD 2835 (84 LED/m)
Biadesivo - sezionabile
ogni 165mm (14 LED)

SMD 2835 (84 LED/m)
Bihadesive - cuttable
every 165mm (14 LED)

CODE	LED COLOUR	POWER	FLUX/m	L (mm)	IP	CRI
100956.99	3000K	9,4W/m	1088	5m	**65**	**80**
100957.99	4000K	9,4W/m	1144	5m	**65**	**80**
100958.99	3000K	9,4W/m	1088	50m	**65**	**80**
100959.99	4000K	9,4W/m	1144	50m	**65**	**80**

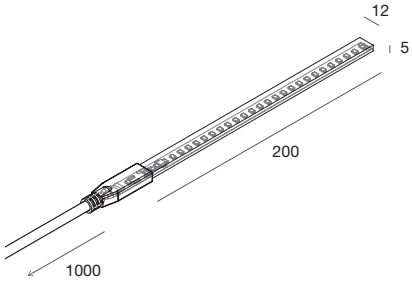

STRIP LED 230V 18 W/m
SMD 2835 (140 LED/m)
Biadesivo - sezionabile
ogni 200mm (28 LED)

SMD 2835 (140 LED/m)
Bihadesive - cuttable
every 200mm (28 LED)

CODE	LED COLOUR	POWER	FLUX/m	L (mm)	IP	CRI
100960.99	3000K	18W/m	2051	5m	**65**	**80**
100961.99	4000K	18W/m	2158	5m	**65**	**80**
100962.99	3000K	18W/m	2051	50m	**65**	**80**
100963.99	4000K	18W/m	2158	50m	**65**	**80**

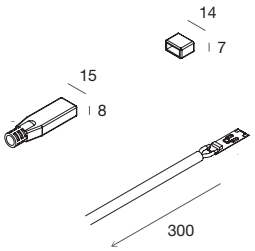

KIT PER RIPRISTINO PROTEZIONE IP65
N°2 testate terminali (1 con foro, 1 di chiusura),
fusibile e cavo 2x0,75 mm² L= 300 mm.
Da prevedere in caso di utilizzo di sezione
di strip LED tagliata in opera.
Sigillante siliconico obbligatorio da ordinare a parte.

IP65 PROTECTION RESTORATION KIT
N°2 end caps (1 with hole, 1 locking),
fuse and cable 2x0,75 mm² L= 300 mm.
To be provided in case of use of LED strip section cut in place.
Mandatory silicone sealant to be ordered separately.

CODE
100965.99

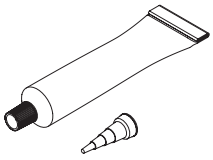

SIGILLANTE SILICONICO
Tubo da 60 ml di silicone neutro trasparente
resistente UV

SILICONE SEALANT
60 ml tube of UV resistant transparent
neutral silicone

CODE
100966.99

IN CASO DI TAGLIO DELLA STRIP LED 230V PREVEDERE ACCESSORI PER IL RIPRISTINO DELLA PROTEZIONE IP65. VEDI PAG. 424
WHEN CUTTING THE LED STRIP 230V, PROVIDE ACCESSORIES TO RESTORE IP65 PROTECTION. SEE PAG. 424





VISaVIS

Lampada portatile Novalux dal design attraente che dà un tocco esclusivo a ogni locale. Ricaricabile con batteria al litio, a doppia emissione. Accensione, regolazione del flusso luminoso e della temperatura di colore con pulsante touch. Posizionata sul tavolo da pranzo, sul comodino, o per illuminare il terrazzo, VISaVIS arreda e crea un'atmosfera calda e accogliente, disponibile in un'ampia gamma di colori.

Novalux portable lamp with an attractive design that gives an exclusive touch to any room. Rechargeable with lithium battery, double emission. Touch button to turn on, adjust luminous flux and colour temperature. Placed on the dining table, bedside table, or to illuminate the terrace, VISaVIS decorates and creates a warm and welcoming atmosphere, available in a wide range of colours.

VISaVIS NEW



Lampada LED da tavolo ricaricabile con batteria al litio, a doppia emissione.
Accensione, regolazione del flusso luminoso e selezione della temperatura di colore 2200K/2700K/3000K mediante pulsante touch posto sulla sommità del diffusore.
Durata di funzionamento 10h al 100% del flusso, e fino a 120h al minimo del flusso.
Corpo in lega di alluminio verniciato a polvere, diffusore in policarbonato opale.
Completo di base di ricarica a contatto e cavo USB. Alimentatore a spina non incluso.
Disponibile base per ricarica multipla da ordinare a parte.

Rechargeable table LED lamp with lithium battery, double switch.
Switching on, adjusting the luminous flux and selecting the colour temperature 2200K/2700K/3000K by means of the touch button located on the top of the diffuser.
Long working time 10h at 100% of flux, and up to 120h at minimum flux. Body in aluminium alloy powder coated, opal polycarbonate diffuser. Complete with contact charging base and USB cable.
Plug-in driver not included. Available multiple charging base to be ordered separately.

III IP 65 PUSH GRUPPO 0 3 anni years *

*Esclusa batteria/Except battery

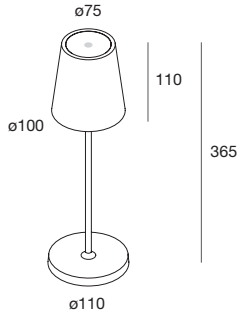

POWER	FLUX	2200K/2700K/3000K						
2W	190 lm	**111001.__**	**01**	**02**	**05**	**06**	**10**	**12**

FINISH

- 01 Bianco - White
- 02 Nero - Black
- 05 Rosso - Red
- 06 Ruggine - Rust
- 10 Salvia - Sage
- 12 Sabbia - Sand

VISaVIS

ACCESSORI
ACCESSORIES

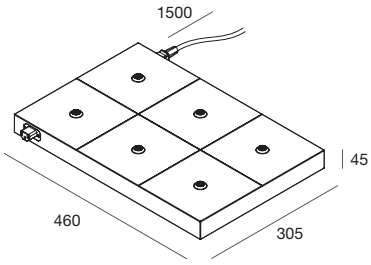

BASE PER RICARICA MULTIPLA
Per 6 lampade.
Possibile collegamento multiplo di più basi tramite connettore laterale.

MULTI-CONNECT CHARGING BASE
For 6 lamps.
Multiple connection of several bases via side connector.

CODE
111002.02











NINA

Piantana LED UGR<19 e CRI>90 a emissione di luce diretta e indiretta, dall'elevata efficienza per eccellenti valori di illuminamento. Dimmerabile sia manualmente, che tramite sensori di rilevamento presenza e luminosità integrati, NINA è la lampada da terra Novalux per ufficio conforme alle normative EN 1264 sull'illuminazione dei posti di lavoro.

LED floor lamp UGR<19 and CRI>90 that emits direct and indirect light, highly efficient for excellent illuminance values.
Dimmable either manually or via built-in presence and brightness detection sensors, NINA is the Novalux floor lamp for offices compliant with the EN 1264 workplace lighting regulations.

NINA

Piantana LED UGR<19 e CRI>90 a luce diretta/indiretta a emissione simmetrica in proporzione di 43/57.
Rifrattori in PMMA microprismatizzato anti-abbagliamento per la luce diretta, e protezione del vano ottico superiore con schermo diffusore in policarbonato trasparente. Testata e stelo in lega di alluminio e base in acciaio, verniciati a polvere con finitura opaca di colore bianco. Accensione/spegnimento e regolazione unica delle emissioni. Regolazione manuale della luminosità tramite dimmer rotativo. Sensore PIR per riconoscimento di presenza e fotosensore per il rilevamento luminosità.
Alimentazione elettronica dimmerabile 220-240V 50/60 Hz.
Cavo di raccordo nero di lunghezza 2,5 m, con terminale a spina Schuko 2P+T.

Floor lamp, LED UGR<19 and CRI>90 with direct/indirect symmetrical emission, in a proportion of 43/57. Anti-glare microprismatic PMMA refractors for direct light, and upper optics protection with transparent polycarbonate diffuser screen. Head and pole in aluminum alloy and a steel base, all powder-coated in a white matt finish. On / off and single emission adjustment. Manual brightness adjustment via a rotary dimmer switch. PIR sensor for presence detection and photosensor for brightness detection.
Dimmable electronic power supply 220-240V 50/60 Hz.
Black connection cable 2.5 m long, with a Schuko 2P+T plug terminal.



IP 40 · 220-240V 50/60Hz · CRI >90 · UGR <19 · DIMMABLE · GRUPPO 0 RISCHIO FOTOBIOLOGICO · 5 anni years · C.A.M. Edilizia

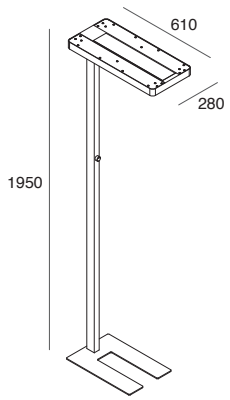

POWER	FLUX	4000K ☐
80W	6425 lm	**106601.01**







TIN

Faretto LED Novalux ad alta resa cromatica per installazione a plafone. Apparecchio luminoso cilindrico dalle elevate prestazioni, racchiuso in una forma semplice e compatta.

Novalux LED spotlight with high colour rendering for ceiling mounting. High performance cylindrical luminaire in a simple and compact form.

TIN



Apparecchio LED cilindrico, per installazione a plafone. Ottica fissa, con sorgente COB LED ad alta resa cromatica CRI >90, posizionata recessa per limitare l'abbagliamento.
Corpo in lega di alluminio verniciata a polvere, riflettore in tecnopolimero con deposizione in alto vuoto di alluminio puro al 99,9% e lente ad alto rendimento in policarbonato. Alimentazione elettronica integrata.

Cylindrical LED fixture, for ceiling installation. Fixed optics, with COB LED source with high colour rendering CRI >90, recessed to limit glare. Powder-coated aluminium alloy body, technopolymer reflector with 99.9% high vacuum deposition of pure aluminium and high-performance lens in polycarbonate. Integrated electronic power supply.

IP 40 · 220-240V 50/60Hz · CRI >90 · 5 anni years

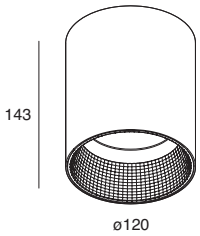

TIN 23W

POWER	BEAM	FLUX	3000K ☐	FLUX	4000K ☐
23W	36°	2161 lm	**108201.01**	2312 lm	**108202.01**

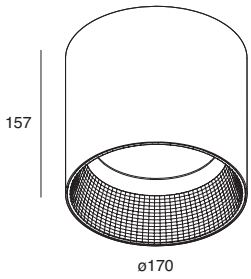

TIN 32W

POWER	BEAM	FLUX	3000K ☐	FLUX	4000K ☐
32W	36°	3080 lm	**108203.01**	3296 lm	**108204.01**







OWL

Come un occhio che punta al suo obiettivo, OWL è un faretto da plafone Novalux che nasconde al suo interno l'ottica orientabile per focalizzare il fascio di luce laddove serve, con discrezione. La geometria compatta rende questo apparecchio di illuminazione perfetto in ogni contesto, nella variante tonda, quadrata o ad ottica doppia.

Like an eye pointing at its target, OWL is a Novalux ceiling spotlight that conceals its adjustable optics to focus the light beam discreetly where it is needed. The compact geometry makes this luminaire ideal for use in any context, in the round, square or double optic versions.

OWL



Apparecchio LED orientabile per installazione a plafone, in lega di alluminio verniciata bianca. Sorgente LED ad elevata resa cromatica CRI90, posizionata recessa per aumentarne il comfort visivo e limitare l'abbagliamento.
Lenti ad alto rendimento in PMMA.
Alimentazione elettronica 220-240V 50/60 Hz integrata.

Adjustable LED fixture for ceiling installation, in white painted aluminium alloy. High color rendering CRI90 LED source, positioned recess to increase visual comfort and limit glare. PMMA high performance lenses.
Electronic power supply 220-240V 50/60 Hz integrated.

IP 20 | 220-240V 50/60Hz | CRI >90 | 5 anni years

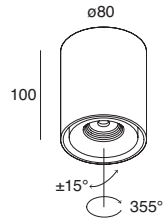

OWL TONDO

OWL ROUND

POWER	BEAM	FLUX	3000K ☐
8W	36°	579 lm	**108001.01**

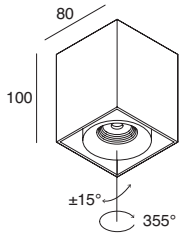

OWL QUADRATO

OWL SQUARE

POWER	BEAM	FLUX	3000K ☐
8W	36°	579 lm	**108002.01**

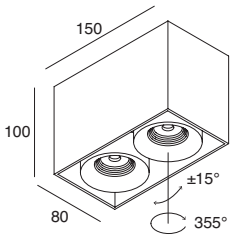

OWL DOPPIO

OWL DOUBLE

POWER	BEAM	FLUX	3000K ☐
2x8W	36°	1159 lm	**108003.01**







SPYGLASS

Proiettore LED Novalux CRI>90 orientabile dal design essenziale, con braccio su basetta installabile a parete o a soffitto. Soluzione luminosa pensata per un utilizzo residenziale ed espositivo.

Novalux CRI>90 adjustable LED spotlight characterized by an essential design, with arm on base that can be installed on the wall or ceiling. Lighting solution designed for residential and exhibition use.

SPYGLASS



Proiettore LED orientabile con braccio su basetta per installazione a parete o soffitto. Corpo in lega di alluminio verniciato a polvere.
Alimentazione elettronica inclusa.

Orientable LED spotlight with arm on a wall or ceiling bracket.
Body made of powder coated aluminium alloy. Integrated driver electronic.

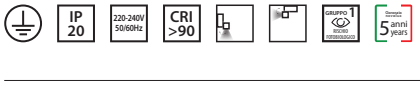

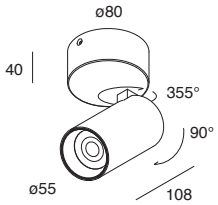

POWER	BEAM	FLUX	3000K ☐	■
9W	36°	786 lm	**103103.01**	**.02**







MINI TUBE

Sospensione cilindrica dall'aspetto minimale, MINI TUBE è un prodotto Novalux che illumina e arreda con leggerezza ed eleganza. Accenti di luce con grande stile per un'illuminazione in grado di dare, a ogni stanza, un tocco personale.

Cylindrical pendant lamp with a minimalist look, MINI TUBE is a Novalux product that lights up and decorates with lightness and elegance.
Stylish light notes for a lighting experience able to give every room a personal touch.

MINI TUBE



Apparecchio per installazione a sospensione, provvisto di sorgente COB LED ad alta resa cromatica CRI>90 , posizionata recessa per aumentarne il comfort visivo e di lente in PMMA. Corpo e rosone in lega di alluminio verniciata a polvere. Cavo di alimentazione/ sospensione con protezione in treccia, tagliabile in opera, in tinta con l'apparecchio. Alimentatore elettronico stabilizzato integrato nel rosone.

Hanging fixture, equipped with COB LED source with high colour rendering CRI>90, positioned recess to increase visual comfort and PMMA lens. Body and ceiling rose in powder-coated aluminium alloy. Power/suspension cable with braid protection, can be cut in place, matching the fixture. Stabilized electronic driver integrated in the canopy.

IP 20 | 220-240V 50/60Hz | CRI >90 | UGR <19 * | GRUPPO 1 | 5 anni years

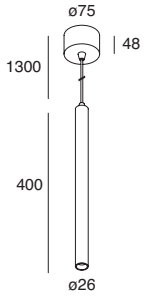

MINI TUBE 7W

POWER	Ø (mm)	FLUX (white - black)	3000K	*
7W	26	563 - 499 lm	**108301.01**	**.02**

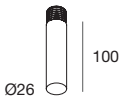

NEW

DIFFUSORE CILINDRICO DECORATIVO

Accessorio opzionale.

DECORATIVE CYLINDRICAL DIFFUSER

Optional accessory.

CODE	L (mm)
108528.99	100

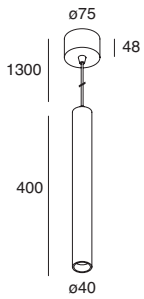

MINI TUBE 14W

POWER	Ø (mm)	FLUX (white - black)	3000K	*
14W	40	808 - 776 lm	**108302.01**	**.02**







TUBO

Apparecchio LED cilindrico di diverse lunghezze e colorazioni, che dà libertà di potenza e ottica, con lampadina intercambiabile GU10. TUBO è il punto luce Novalux che dona un tocco decorativo ed elegante agli ambienti. La possibilità di combinare le varie versioni, consente di realizzare un'illuminazione ricercata e personalizzata, dal gradevole comfort visivo.

Cylindrical LED luminaire in different lengths and colours, giving freedom of power and optics, with interchangeable GU10 lamp. TUBO is the Novalux light point that adds a decorative and elegant touch to rooms. The possibility of combining the various versions allows to create refined and personalised lighting with a pleasant visual comfort.

TUBO NEW



Apparecchio per installazione a plafone o sospensione per sorgente LED a tensione di rete PAR16 GU10. Corpo in lega di alluminio verniciata o cromata. Kit di sospensione da ordinare a parte, sorgente LED PAR16 GU10 non inclusa.

Fixture for ceiling surface or suspension mounting. Standard voltage for LED source PAR16 GU10. Body made of painted aluminium alloy or chrome plated. Power supply kit for suspension to be ordered separately, LED source PAR16 GU10 not included.

IP 20 MAINS 5 anni years MADE IN ITALY

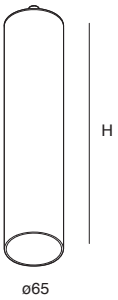

H (mm)	POWER (max)	Connection	CODE				
300	8W	GU10	**111102.__**	**01**	**02**	**20**	**21**
500	8W	GU10	**111103.__**	**01**	**02**	**20**	**21**
800	8W	GU10	**111104.__**	**01**	**02**	**20**	**21**

TUBO

ACCESSORI
ACCESSORIES

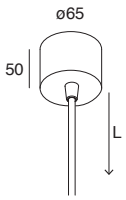

KIT DI ALIMENTAZIONE
Cavo con guaina in tinta con l'apparecchio per bianco e nero (3x0,75 mm²) e trasparente per caffè e cappuccino (3x1,5 mm²).

POWER SUPPLY KIT
Cable with matching sheath for black and white (3x0,75 mm²) and transparent for coffee and cappuccino (3x1,5 mm²).

CODE					L (mm)
111101.__	**01**	**02**	**20**	**21**	1200











PUNTO

Apparecchio LED da parete piccolo ed elegante. PUNTO è un prodotto d'illuminazione Novalux dalla presenza discreta, a luce diretta e indiretta, adattabile a ogni contesto residenziale, dal classico al moderno.

Small and elegant LED wall light PUNTO is a Novalux luminaire with a discreet presence, direct and indirect light, adaptable to any residential context, whether classic or modern.

PUNTO NEW



Apparecchio LED ad emissione diretta/indiretta per installazione a parete.
Corpo in lega di alluminio verniciato a polvere.
Alimentazione elettronica integrata, dimmerabile a taglio di fase TRIAC.

LED fixture direct/indirect light emission for wall surface installation.
Body made of powder coated aluminium alloy.
Integrated electronic dimmabile driver by TRIAC control.

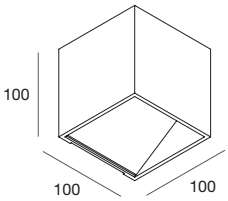

POWER	FLUX	3000K ☐
7W	750 lm	**103902.01**


104





NEWSTEP

Segnapasso per interni dal design minimale ed elegante.
Quasi invisibile, NEWSTEP è un prodotto LED Novalux perfetto per l'illuminazione di scale, la segnalazione di percorsi e corridoi e l'illuminazione notturna di cortesia.

Step lights for indoor use with a minimal and elegant design.
Almost invisible, NEWSTEP is a Novalux LED product ideal to light up staircases, path and corridor marking and night-time courtesy light.

NEWSTEP



Apparecchio LED segnapasso IP65 per installazione ad incasso per cartongesso di 12,5 mm o per muratura con apposito accessorio. Cornice in lega di alluminio verniciata, dissipatore in lega di alluminio e molle in acciaio armonico. Sorgente LED protetta da vetro trasparente.
Accessorio per l'installazione in muratura e alimentatore elettronico 350mA o 700mA da ordinare a parte.

LED path indicator for wall recessed installation in 12,5 mm thickness plasterboard, or in brick/concrete wall with appropriate accessory. Frame made of painted aluminium alloy, dissipater made of aluminium alloy and clips made of harmonic steel. LED source protected by a transparent glass.
Wall plaque and electronic driver 350mA or 700mA to be ordered separately.

IP 65 · CRI >90 · 5 anni years

NEWSTEP QUADRATO

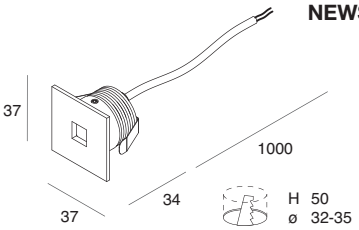

POWER	FLUX	3000K ☐ ■		4000K ☐ ■	
2W - 700mA	110 lm	**109401.01**	**.02**	**109402.01**	**.02**

NEWSTEP TONDO

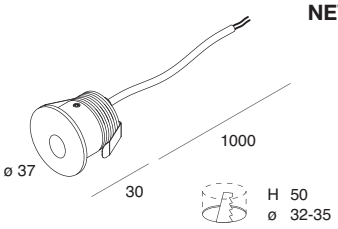

POWER	FLUX	3000K ☐ ■		4000K ☐ ■	
2W - 700mA	110 lm	**109403.01**	**.02**	**109404.01**	**.02**

NEWSTEP

ACCESSORI
ACCESSORIES

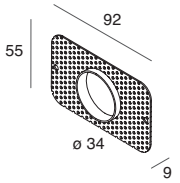

PLACCA MURALE
Per installazione su scatola di derivazione universale mod. 503 (non inclusa), da stuccare e rasare.

WALL PLAQUE
To be fixed on a 503 universal connection box (not included), to plast over and to level.

CODE
109405.99

700 mA · IP 20

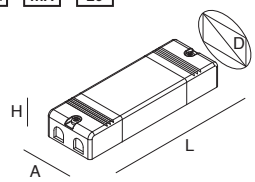

ALIMENTATORE ELETTRONICO STABILIZZATO
220-240V 50/60Hz
alloggiabile nella scatola di derivazione universale mod. 503 (non inclusa) e passante per il foro della placca murale 109405.99

ELECTRONIC STABILIZED DRIVER
220-240V 50/60Hz
Suitable for the universal junction box mod. 503 (not included) and passing through the hole of the wall plaque 109405.99

CODE	POWER	A (mm)	D (mm)	H (mm)	L (mm)
101322.99	4W	27	34	21	53

700 mA · IP 20 · PUSH

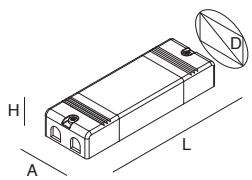

ALIMENTATORE ELETTRONICO DIMMERABILE STABILIZZATO
220-240V 50/60Hz
Idoneo per il collegamento in serie di max 10 Newstep

ELECTRONIC DIMMABLE STABILIZED DRIVER
220-240V 50/60Hz
Suitable for the connection in series of max 10 Newstep

CODE	POWER	A (mm)	D (mm)	H (mm)	L (mm)
101336.99	25W	52	55	23	120



DOWNLIGHT





WELL / MINI WELL

Downlight dal design essenziale che si incassa elegantemente nel soffitto, senza bordo e con sorgente luminosa CRI>90 leggermente arretrata. MINI WELL si affianca alla Famiglia WELL: un punto luce, ancora più piccolo e minimale, che scompare nell'architettura. Soluzione gradevole e armoniosa per arredare con la luce.

Downlight with an essential design that can be recessed elegantly into the ceiling, edgeless and with a CRI>90 light source slightly recessed. MINI WELL joins the WELL family: an even smaller and more minimalist light point, concealed in the architecture. A pleasant and harmonious solution to decorate using light.

DOWNLIGHT

WELL

- **DOWNLIGHT DA INCASSO SU CARTONGESSO SENZA CORNICE**
  FRAMELESS DOWNLIGHT FOR PLASTERBOARD RECESSED MOUNTING
- **CRI>90**
- **IP54**
- **VERSIONE TONDA UGR<19**
  ROUND VERSION UGR<19
- **CONTROTELAIO IN ALLUMINIO PRESSOFUSO**
  DIE-CAST ALUMINIUM HOUSING



MINI WELL

- **VERSIONE NERA UGR<19**
  BLACK VERSION UGR<19
- **CORPO TONDO E CONTROTELAIO IN ALLUMINIO PRESSOFUSO VERNICIATO**
  ROUND BODY AND SUBFRAME IN PAINTED DIE-CAST ALUMINIUM
- **CORPO QUADRATO E CONTROTELAIO IN ACCIAIO VERNICIATO**
  SQUARE BODY AND SUBFRAME IN PAINTED STEEL
- **CRI>90**





WELL



Downlight LED per incasso da rasare, installabile su cartongesso di spessore 5-15 mm.
Corpo tondo in pressofusione di alluminio verniciato, corpo quadrato in acciaio verniciato.
Dissipatore e controtelaio in pressofusione di alluminio anodizzato.
Alimentatore elettronico 500mA da ordinare a parte.

Frameless LED downlight, to be installed on 5-15 mm thickness plasterboard.
Round body in painted die cast aluminium, square body in painted steel.
Dissipater and housing in die cast anodized aluminium.
Electronic driver 500mA to be ordered separately.

III | IP 54 | CRI >90 | 5 anni years

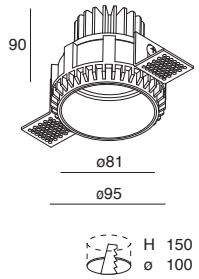

WELL TONDO
500mA

idoneo per contro-soffitto di spessore da 5 a 15 mm.

False ceiling thickness 5-15 mm.

UGR <19

POWER	BEAM	FLUX	3000K ☐ ■		FLUX	4000K ☐ ■	
10W	36°	791 lm	**101901.01**	**.02**	846 lm	**101902.01**	**.02**

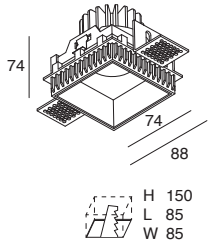

WELL QUADRATO
500mA

idoneo per contro-soffitto di spessore da 5 a 15 mm.

False ceiling thickness 5-15 mm.

POWER	BEAM	FLUX	3000K ☐ ■		FLUX	4000K ☐ ■	
10W	36°	831 lm	**101905.01**	**.02**	889 lm	**101906.01**	**.02**

MINI WELL



DoDownlight LED per incasso da rasare, installabile su cartongesso di spessore 5-15 mm.
Corpo tondo e controtelaio in pressofusione di alluminio verniciato.
Corpo quadrato e controtelaio in acciaio verniciato. Dissipatore in lega di alluminio anodizzato.
Alimentatore elettronico 500mA da ordinare a parte.

Frameless LED downlight, to be installed on 5-15 mm thickness plasterboard.
Round body and subframe in painted die-cast aluminium.
Square body and subframe in painted steel. Heat sink in anodized aluminum alloy.
Electronic driver 500mA to be ordered separately.

III | IP 20 | CRI >90 | 5 anni years

MINI WELL TONDO

500mA

UGR <19 *

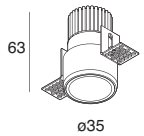



H 100
ø 45

POWER	BEAM	FLUX (white - black)	3000K □	* ■
5W	36°	326 - 273 lm	**101908.01**	**.02**

MINI WELL QUADRATO

500mA

UGR <19 *

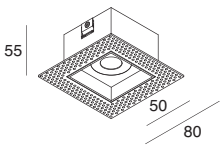



H 100
L 60
W 60

POWER	BEAM	FLUX (white - black)	3000K □	* ■
5W	36°	381 - 365 lm	**101907.01**	**.02**

WELL
MINI WELL

ACCESSORI
ACCESSORIES

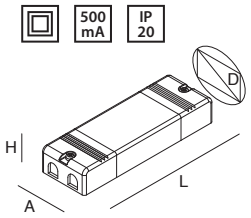

ALIMENTATORE
ELETTRONICO
STABILIZZATO 500mA
220-240V 50/60Hz
Collegamento in serie
di piu faretti secondo tabella.

ELECTRONIC STABILIZED
DRIVER 500mA
220-240V 50/60Hz
Series connection of several
downlights according to table.

CODE	POWER	N° WELL	N° MINI WELL	A (mm)	D (mm)	H (mm)	L (mm)
101331.99	14W	1 max	2 max	22	32	19	158
101325.99	18W	1 max	3 max*	45	49	21	115

* Alimentatore non passante per il foro, da prevedere remoto
Driver not passing through the hole, to be provided remote

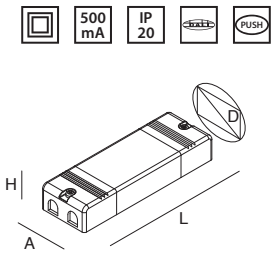

ALIMENTATORE
ELETTRONICO
DIMMERABILE STABILIZZATO
500mA
220-240V 50/60Hz
Collegamento in serie di piu
faretti secondo tabella.
Max 20 alimentatori gestibili
in PUSH con uno o più pulsanti
N/A in parallelo.

ELECTRONIC DIMMABLE
STABILIZED DRIVER 500mA
220-240V 50/60Hz
Series connection of several
downlights according to table.
Max 20 drivers manageable
in PUSH with one or more
NO buttons in parallel.

CODE	POWER	N° WELL	N° MINI WELL	A (mm)	D (mm)	H (mm)	L (mm)
101334.99	25W	2 max	5 max*	52	55	23	120

* Alimentatore non passante per il foro, da prevedere remoto
Driver not passing through the hole, to be provided remote

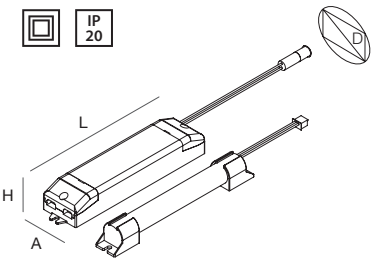

KIT DI EMERGENZA
da installare sul controsoffitto
a lato del prodotto.

EMERGENCY KIT
to place on the false ceiling
next to the fixture.

CODE	TIME	CHARGE	A (mm)	D (mm)	H (mm)	L (mm)
18004.99	1h	12h	38	44	25	164
18005.99	3h	12h	38	44	25	164

Flusso in emergenza Emergency flux	1h	3h
WELL 10W	**44%**	**18%**
MINI WELL 5W	**78%**	**32%**







KONE

Un downlight da incasso per cartongesso di facile installazione, dall'ampia gamma di eleganti ottiche colorate intercambiabili: bianco, nero, brunito, rame lucido, oro opaco e ottone satinato. KONE è il faretto LED ad alta resa cromatica architetturale ideale per illuminare e personalizzare qualsiasi ambiente.

A recessed downlight for plasterboard, easy to install, with a wide range of elegant interchangeable coloured optics: white, black, burnished, polished copper, matt gold and satin brass. KONE is a LED spotlight with high architectural colour rendering ideal for lighting up and customizing any environment.

DOWNLIGHT

KONE



Ø 80 mm
18W

Ø 65 mm
10W

Ø 50 mm
7W

Ø 40 mm
5W

KONE IP65



Ø 65 mm
10W

Ø 50 mm
7W

KONE IP54

QUADRATO/SQUARE



75 mm
10W

KONE

CON RIFLETTORE COLORATO INTERCAMBIABILE

WITH INTERCHANGEABLE COLOURED OPTIC

- **UGR<19**

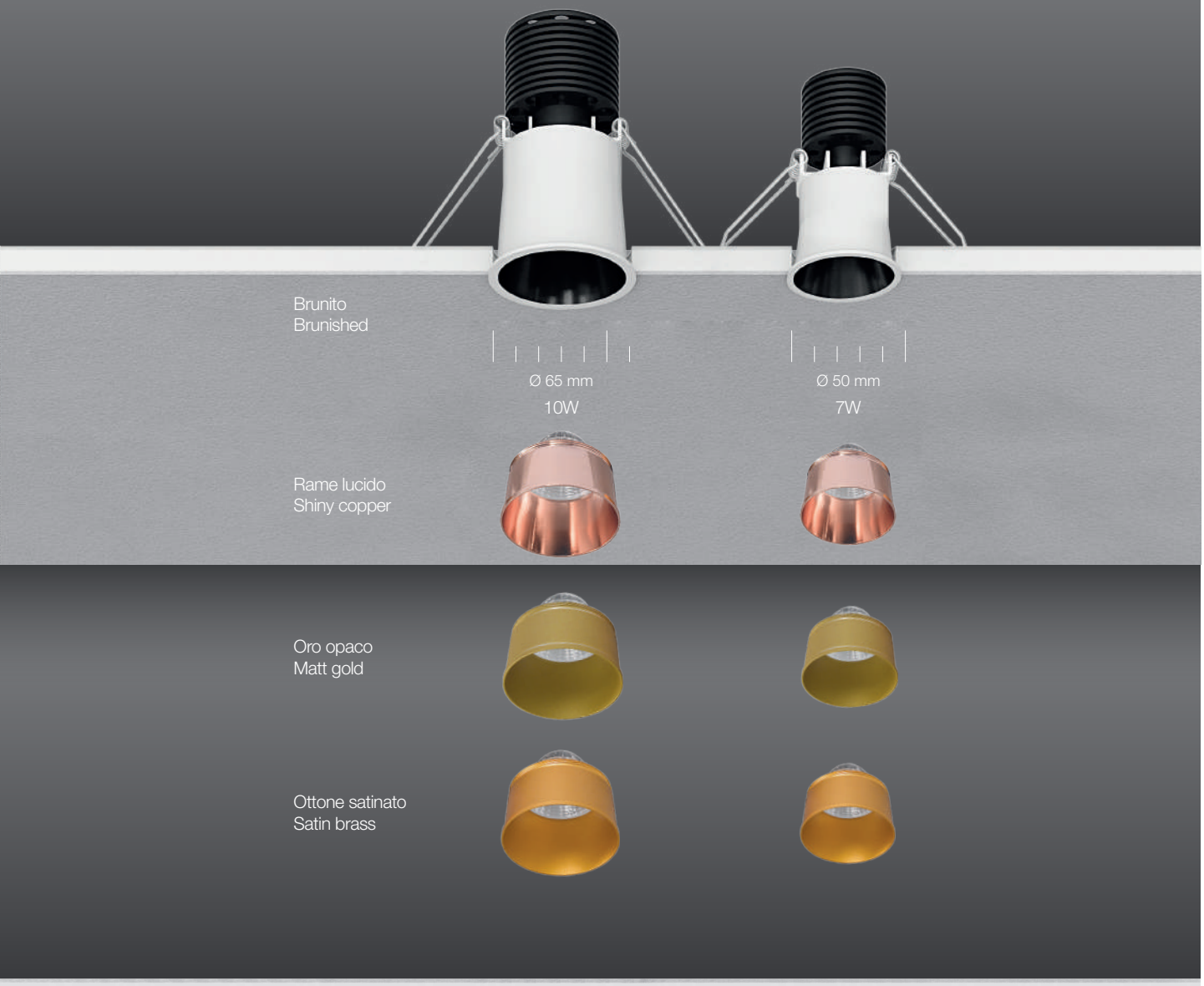

KONE TONDO



Downlight LED per incasso in cartongesso.
Corpo e dissipatore in lega di alluminio verniciata.
Molle in acciaio armonico per fissaggio su controsoffitto.
Alimentatore elettronico 350mA o 500mA da ordinare a parte.

LED downlight for recessed installation on plasterboard.
Body and dissipater made of painted aluminium alloy.
Clips for fixing to the false ceiling made of harmonic steel.
Electronic driver 350mA or 500mA to be ordered separately.

IP 20 | CRI >90 | GRUPPO 1 | 5 anni years

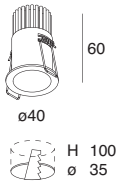

KONE 5W
500mA

Idoneo per controsoffitto di spessore da 5 a 20 mm.

False ceiling thickness 5-20 mm.

2700K

POWER	BEAM	FLUX (white - black)	CODE	☐	■
5W	36°	308 - 258 lm	**103627.01**		**.02**

3000K

POWER	BEAM	FLUX (white - black)	CODE	☐	■
5W	36°	326 - 273 lm	**103623.01**		**.02**

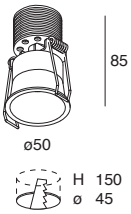

KONE 7W
350mA

Idoneo per controsoffitto di spessore da 5 a 20 mm.

False ceiling thickness 5-20 mm.

2700K

POWER	BEAM	FLUX (white - black)	CODE	☐	■
7W	36°	532 - 498 lm	**103628.01**		**.02**

3000K

POWER	BEAM	FLUX (white - black)	CODE	☐	■
7W	36°	540 - 568 lm	**103603.01**		**.02**

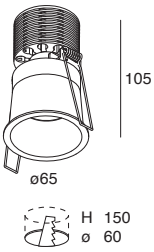

KONE 10W
500mA

Idoneo per controsoffitto di spessore da 5 a 30 mm.

False ceiling thickness 5-30 mm.

2700K

POWER	BEAM	FLUX (white - black)	CODE	☐	■
10W	36°	695 - 560 lm	**103630.01**		**.02**

3000K

POWER	BEAM	FLUX (white - black)	CODE	☐	■
10W	36°	735 - 592 lm	**103601.01**		**.02**

4000K

POWER	BEAM	FLUX (white - black)	CODE	☐	■
10W	36°	787 - 696 lm	**103602.01**		**.02**

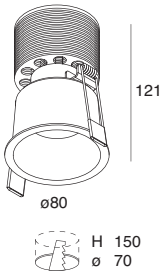

KONE 18W
500mA

Idoneo per controsoffitto di spessore da 5 a 30 mm.

False ceiling thickness 5-30 mm.

3000K

POWER	BEAM	FLUX (white - black)	CODE	☐	■
18W	36°	1590 - 1429 lm	**103615.01**		**.02**

4000K

POWER	BEAM	FLUX (white - black)	CODE	☐	■
18W	36°	1754 - 1576 lm	**103616.01**		**.02**

KONE TONDO

CON RIFLETTORE COLORATO INTERCAMBIABILE

WITH INTERCHANGEABLE COLOURED OPTIC



Rame lucido
Shiny copper



Oro opaco
Matt gold



Ottone satinato
Satin brass



Downlight LED per incasso in cartongesso.
Corpo e dissipatore in lega di alluminio verniciata.
Molle in acciaio armonico per fissaggio su controsoffitto.
Alimentatore elettronico 350mA o 500mA da ordinare a parte.

LED downlight for recessed installation on plasterboard.
Body and dissipater made of painted aluminium alloy.
Clips for fixing to the false ceiling made of harmonic steel.
Electronic driver 350mA or 500mA to be ordered separately.

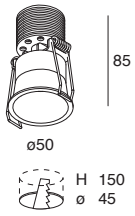

KONE 7W
CON RIFLETTORE BRUNITO INTERCAMBIABILE
350mA
Idoneo per controsoffitto di spessore da 5 a 20 mm.

KONE 7W
WITH INTERCHANGEABLE BURNISHED OPTIC
350mA
False ceiling thickness 5-20 mm.

2700K

POWER	BEAM	FLUX	CODE
7W	36°	519 lm	**103629.04**

3000K

POWER	BEAM	FLUX	CODE
7W	36°	500 lm	**103609.04**

RIFLETTORI COLORATI
COLOURED OPTICS

FINISH	2700K	3000K	CODE
Rame lucido - Shiny copper	543 lm	524 lm	**103612.14**
Oro opaco - Matt gold	521 lm	502 lm	**103612.15**
Ottone satinato - Satin brass	530 lm	511 lm	**103612.16**

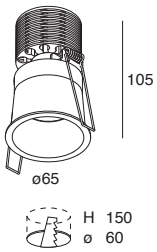

KONE 10W
CON RIFLETTORE BRUNITO INTERCAMBIABILE
500mA
Idoneo per controsoffitto di spessore da 5 a 30 mm.

KONE 10W
WITH INTERCHANGEABLE BURNISHED OPTIC
500mA
False ceiling thickness 5-30 mm.

2700K

POWER	BEAM	FLUX	CODE
10W	36°	637 lm	**103631.04**

3000K

POWER	BEAM	FLUX	CODE
10W	36°	681 lm	**103607.04**

RIFLETTORI COLORATI
COLOURED OPTICS

FINISH	2700K	3000K	CODE
Rame lucido - Shiny copper	683 lm	730 lm	**103611.14**
Oro opaco - Matt gold	621 lm	664 lm	**103611.15**
Ottone satinato - Satin brass	638 lm	682 lm	**103611.16**

KONE QUADRATO NEW
IP54



IP 54 | CRI >90 | GRUPPO 1 | 5 anni years | C.A.M. Edilizia

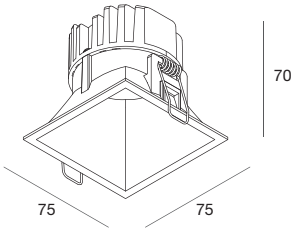



H 150
L 70
W 70

KONE QUADRATO IP54 10W
500mA

Idoneo per controsoffitto di spessore da 5 a 20 mm.

KONE SQUARE IP54 10W
500mA

Suitable for false ceiling thickness 5-20mm.

3000K

POWER	BEAM	FLUX	CODE
10W	36°	908 lm	**103638.01**

4000K

POWER	BEAM	FLUX)	CODE
10W	36°	944 lm	**103639.01**

KONE IP65 NEW



IP 65 | CRI >90 | GRUPPO 1 | 5 anni years





H 150
ø 60

KONE IP65 7W
350mA

Idoneo per controsoffitto di spessore da 5 a 20 mm.

KONE IP65 7W
350mA

Suitable for false ceiling thickness 5-20mm.

3000K

POWER	BEAM	FLUX	CODE
7W	36°	496 lm	**103632.01**

4000K

POWER	BEAM	FLUX)	CODE
7W	36°	515 lm	**103633.01**

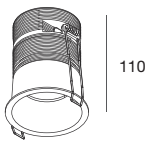



H 150
ø 70

KONE IP65 10W
500mA

Idoneo per controsoffitto di spessore da 5 a 30 mm.

KONE IP65 10W
500mA

Suitable for false ceiling thickness 5-30mm.

3000K

POWER	BEAM	FLUX	CODE
10W	36°	755 lm	**103634.01**

4000K

POWER	BEAM	FLUX)	CODE
10W	36°	785 lm	**103635.01**

KONE

ACCESSORI
ACCESSORIES

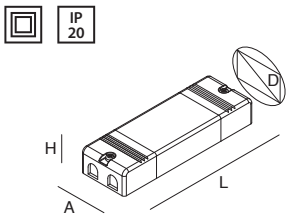

ALIMENTATORE
ELETTRONICO
STABILIZZATO
220-240V 50/60Hz
Collegamento in serie
di più faretti secondo tabella.

ELECTRONIC
STABILIZED DRIVER
220-240V 50/60Hz
Series connection of several
downlights according to table.

KONE 5W

CODE	POWER	N° KONE 5W	A (mm)	D (mm)	H (mm)	L (mm)
101331.99	14W - 500mA	2 max	22	32	19	158
* **101325.99**	18W - 500mA	3 max	45	49	21	115

KONE 7W

CODE	POWER	N° KONE 7W	A (mm)	D (mm)	H (mm)	L (mm)
101330.99	15W - 350mA	2 max	22	32	19	158
* **101326.99**	18W - 350mA	2 max	45	49	21	115

KONE 10W

CODE	POWER	N° KONE 10W	A (mm)	D (mm)	H (mm)	L (mm)
101325.99	18W - 500mA	1 max	45	49	21	115

KONE 18W

CODE	POWER	N° KONE 18W	A (mm)	D (mm)	H (mm)	L (mm)
101325.99	18W - 500mA	1 max	45	49	21	115

* Alimentatore non passante per il foro, da prevedere remoto
Driver not passing through the hole, to be provided remote

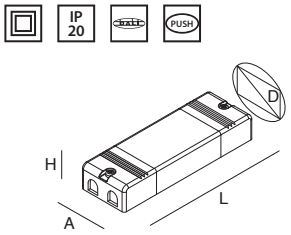

ALIMENTATORE
ELETTRONICO
DIMMERABILE
STABILIZZATO
220-240V 50/60Hz
Collegamento in serie di piu
faretti secondo tabella.
Max 20 alimentatori gestibili
in PUSH con uno o più
pulsanti N/A in parallelo.

ELECTRONIC DIMMABLE
STABILIZED DRIVER
220-240V 50/60Hz
Series connection of several
downlights according to
table.
Max 20 drivers manageable
in PUSH with one or more
NO buttons in parallel.

KONE 5W

CODE	POWER	N° KONE 5W	A (mm)	D (mm)	H (mm)	L (mm)
* **101334.99**	25W - 500mA	5 max	52	55	23	120

KONE 7W

CODE	POWER	N° KONE 7W	A (mm)	D (mm)	H (mm)	L (mm)
* **101333.99**	25W - 350mA	2 max	52	55	23	120

KONE 10W

CODE	POWER	N° KONE 10W	A (mm)	D (mm)	H (mm)	L (mm)
101334.99	25W - 500mA	2 max	52	55	23	120

KONE 18W

CODE	POWER	N° KONE 18W	A (mm)	D (mm)	H (mm)	L (mm)
101334.99	25W - 500mA	1 max	52	55	23	120

* Alimentatore non passante per il foro, da prevedere remoto
Driver not passing through the hole, to be provided remote

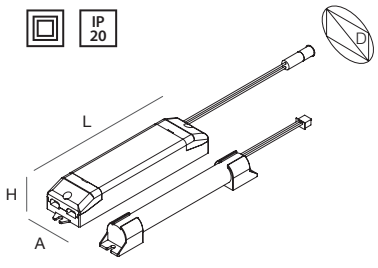

KIT DI EMERGENZA
da installare sul
controsoffitto
a lato del prodotto.

EMERGENCY KIT
to place on the false ceiling
next to the fixture.

CODE	TIME	CHARGE	A (mm)	D (mm)	H (mm)	L (mm)
18004.99	1h	12h	38	44	25	164
18005.99	3h	12h	38	44	25	164

Flusso in emergenza (max 1 pz) Emergency flux (max 1 pc)	1h	3h
KONE 5W	**78%**	**32%**
KONE 7W	**63%**	**25%**
KONE 10W	**44%**	**18%**
KONE 18W	**23%**	**9%**









NIK

NIK è una famiglia di downlight LED Novalux dalla grande varietà di potenze, fasci e ottiche, tra cui quella a UGR controllato, che rende questa luce a incasso una soluzione illuminotecnica estremamente versatile. Sorgente LED arretrata, e alta resa cromatica, fanno sì che questo faretto da incasso sia perfetto per spazi commerciali e ambienti di lavoro.

NIK is a family of Novalux LED downlights with a wide variety of wattages, beams and optics, including controlled UGR (Unified Glare Rating), making this recessed light an extremely versatile lighting solution. Recessed LED source, and high colour rendering make sure that this recessed spotlight is ideal for commercial spaces and workplaces.

DOWNLIGHT

NIK

- **POTENZE 16W / 22W / 32W**
  POWER 16W / 22W / 32W
- **FASCI 24° / 36° / 60°**
  BEAM 24° / 36° / 60°
- **RIFLETTORI BIANCO / GRIGIO / GRIGIO METALLIZZATO UGR<19**
  OPTICS WHITE / GREY / GREY METALLIZED UGR<19
- **CRI>90**



NIK TONDO
Riflettore
BIANCO

NIK ROUND
WHITE
reflector



NIK TONDO
Riflettore
UGR<19

NIK ROUND
UGR<19
reflector



Ø 228 mm Ø 172 mm Ø 145 mm

NIK TONDO
Riflettore
GRIGIO

NIK ROUND
GREY
reflector



Ø 190 mm

NIK QUADRATO
Riflettore
UGR<19

NIK SQUARE
UGR<19
reflector

NIK



Downlight LED tondo o quadrato per installazione ad incasso in battuta in controsoffitto, completo di molle in acciaio armonico per spessori da 5-15 mm.
Elevate prestazioni, resa cromatica CRI>90 e alto comfort visivo grazie alla sorgente COB recessa e alle lenti in PMMA ad alto rendimento.
Cornice in lega di alluminio verniciata bianca, dissipatore verniciato nero.
Riflettore in policarbonato verniciato bianco oppure grigio, o metallizzato lucido in alto vuoto in alluminio super puro 99% a seconda della versione.
Alimentazione elettronica inclusa, da collocare a lato del prodotto.

Downlight LED round or square for recessed installation in plasterboard, complete with spring in harmonic steel for thickness 5-15 mm. High performance, CRI>90 colour rendering and high visual comfort thanks to the recessed COB source and high-performance PMMA lenses.
Frame in white painted aluminium alloy, black painted heat sink.
Reflector in white or grey painted polycarbonate, or glossy metallized in high vacuum in super pure aluminium 99% depending on the version.
Electronic power supply included, to be placed on the side of the fixture.

*

IP 40 | 220-240V 50/60Hz | PUSH | 1-10V | CRI >90 | 5 anni years | C.A.M. Edilizia

* Solo versione DALI/PUSH/1-10V - Only version DALI/PUSH/1-10V



NIK TONDO 16W

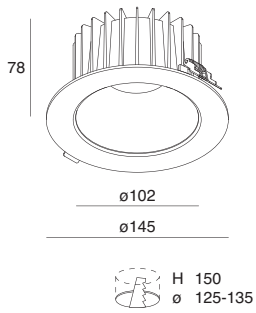

NIK TONDO 16W
Riflettore
BIANCO

NIK ROUND 16W
WHITE
reflector

POWER	BEAM	FLUX	3000K	FLUX	4000K
16W	24°	1613 lm	**107901.01**	1714 lm	**107904.01**
16W	36°	1554 lm	**107902.01**	1653 lm	**107905.01**
16W	60°	1706 lm	**107903.01**	1814 lm	**107906.01**

DALI-PUSH-1-10V

POWER	BEAM	FLUX	3000K	FLUX	4000K
16W	24°	1613 lm	**107919.01**	1714 lm	**107922.01**
16W	36°	1554 lm	**107920.01**	1653 lm	**107923.01**
16W	60°	1706 lm	**107921.01**	1814 lm	**107924.01**

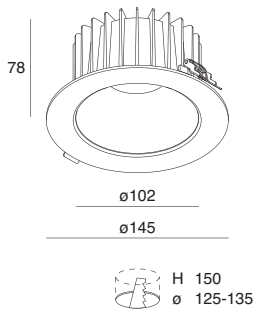

NIK TONDO 16W
Riflettore
GRIGIO

NIK ROUND 16W
GREY
reflector

POWER	BEAM	FLUX	3000K	FLUX	4000K
16W	24°	1593 lm	**107901.03**	1694 lm	**107904.03**
16W	36°	1536 lm	**107902.03**	1633 lm	**107905.03**
16W	60°	1693 lm	**107903.03**	1800 lm	**107906.03**

DALI-PUSH-1-10V

POWER	BEAM	FLUX	3000K	FLUX	4000K
16W	24°	1593 lm	**107919.03**	1694 lm	**107922.03**
16W	36°	1536 lm	**107920.03**	1633 lm	**107923.03**
16W	60°	1693 lm	**107921.03**	1800 lm	**107924.03**

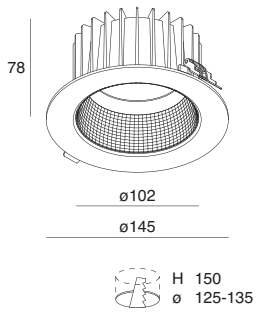

NIK TONDO 16W
Riflettore
UGR<19

NIK ROUND 16W
UGR<19
reflector

UGR <19

POWER	BEAM	FLUX	3000K	FLUX	4000K
16W	24°	1601 lm	**107901.97**	1702 lm	**107904.97**
16W	36°	1539 lm	**107902.97**	1636 lm	**107905.97**
16W	60°	1700 lm	**107903.97**	1807 lm	**107906.97**

DALI-PUSH-1-10V

POWER	BEAM	FLUX	3000K	FLUX	4000K
16W	24°	1601 lm	**107919.97**	1702 lm	**107922.97**
16W	36°	1539 lm	**107920.97**	1636 lm	**107923.97**
16W	60°	1700 lm	**107921.97**	1807 lm	**107924.97**

NIK TONDO 22W

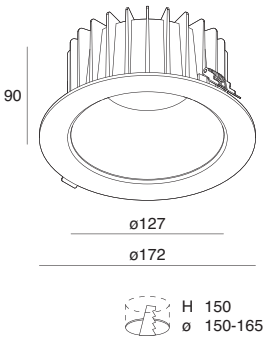

NIK TONDO 22W
Riflettore
BIANCO

NIK ROUND 22W
WHITE
reflector

POWER	BEAM	FLUX	3000K ☐	FLUX	4000K ☐
22W	24°	2026 lm	**107907.01**	2231 lm	**107910.01**
22W	36°	2028 lm	**107908.01**	2233 lm	**107911.01**
22W	60°	2189 lm	**107909.01**	2411 lm	**107912.01**

DALI-PUSH-1-10V

POWER	BEAM	FLUX	3000K ☐	FLUX	4000K ☐
22W	24°	2026 lm	**107925.01**	2231 lm	**107928.01**
22W	36°	2028 lm	**107926.01**	2233 lm	**107929.01**
22W	60°	2189 lm	**107927.01**	2411 lm	**107930.01**

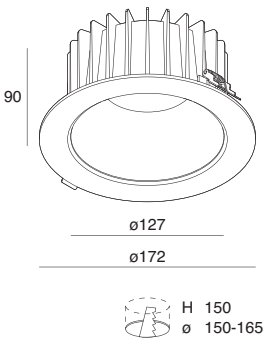

NIK TONDO 22W
Riflettore
GRIGIO

NIK ROUND 22W
GREY
reflector

POWER	BEAM	FLUX	3000K	FLUX	4000K
22W	24°	2007 lm	**107907.03**	2211 lm	**107910.03**
22W	36°	2008 lm	**107908.03**	2212 lm	**107911.03**
22W	60°	2169 lm	**107909.03**	2389 lm	**107912.03**

DALI-PUSH-1-10V

POWER	BEAM	FLUX	3000K	FLUX	4000K
22W	24°	2007 lm	**107925.03**	2211 lm	**107928.03**
22W	36°	2008 lm	**107926.03**	2212 lm	**107929.03**
22W	60°	2169 lm	**107927.03**	2389 lm	**107930.03**

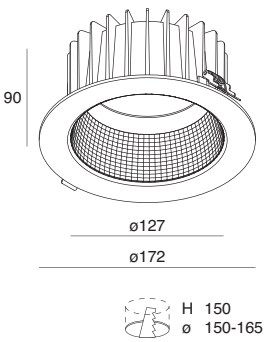

NIK TONDO 22W
Riflettore
UGR<19

NIK ROUND 22W
UGR<19
reflector

UGR <19

POWER	BEAM	FLUX	3000K	FLUX	4000K
22W	24°	2009 lm	**107907.97**	2213 lm	**107910.97**
22W	36°	1996 lm	**107908.97**	2198 lm	**107911.97**
22W	60°	2179 lm	**107909.97**	2400 lm	**107912.97**

DALI-PUSH-1-10V

POWER	BEAM	FLUX	3000K	FLUX	4000K
22W	24°	2009 lm	**107925.97**	2213 lm	**107928.97**
22W	36°	1996 lm	**107926.97**	2198 lm	**107929.97**
22W	60°	2179 lm	**107927.97**	2400 lm	**107930.97**

NIK TONDO 32W

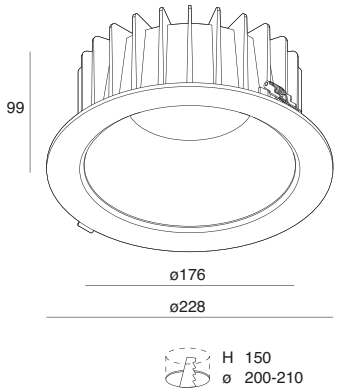

NIK TONDO 32W
Riflettore
BIANCO

NIK ROUND 32W
WHITE
reflector

POWER	BEAM	FLUX	3000K ☐	FLUX	4000K ☐
32W	24°	2910 lm	**107913.01**	3172 lm	**107916.01**
32W	36°	3006 lm	**107914.01**	3276 lm	**107917.01**
32W	60°	3041 lm	**107915.01**	3314 lm	**107918.01**

DALI-PUSH-1-10V

POWER	BEAM	FLUX	3000K ☐	FLUX	4000K ☐
32W	24°	2910 lm	**107931.01**	3172 lm	**107934.01**
32W	36°	3006 lm	**107932.01**	3276 lm	**107935.01**
32W	60°	3041 lm	**107933.01**	3314 lm	**107936.01**

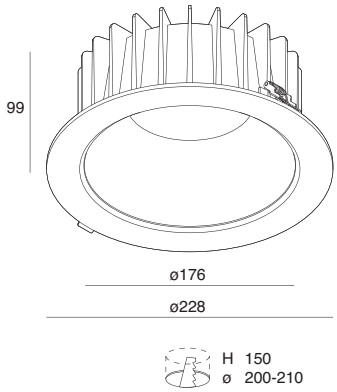

NIK TONDO 32W
Riflettore
GRIGIO

NIK ROUND 32W
GREY
reflector

POWER	BEAM	FLUX	3000K ■	FLUX	4000K ■
32W	24°	2894 lm	**107913.03**	3154 lm	**107916.03**
32W	36°	2983 lm	**107914.03**	3251 lm	**107917.03**
32W	60°	3022 lm	**107915.03**	3293 lm	**107918.03**

DALI-PUSH-1-10V

POWER	BEAM	FLUX	3000K ■	FLUX	4000K ■
32W	24°	2894 lm	**107931.03**	3154 lm	**107934.03**
32W	36°	2983 lm	**107932.03**	3251 lm	**107935.03**
32W	60°	3022 lm	**107933.03**	3293 lm	**107936.03**

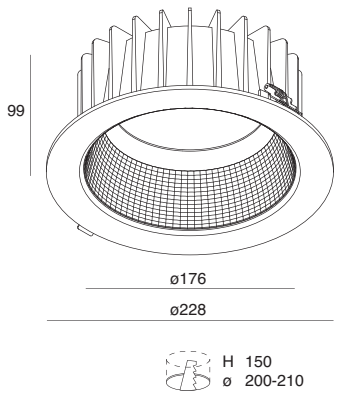

NIK TONDO 32W
Riflettore
UGR<19

NIK ROUND 32W
UGR<19
reflector

UGR <19

POWER	BEAM	FLUX	3000K ▥	FLUX	4000K ▥
32W	24°	2898 lm	**107913.97**	3159 lm	**107916.97**
32W	36°	2998 lm	**107914.97**	3267 lm	**107917.97**
32W	60°	3043 lm	**107915.97**	3316 lm	**107918.97**

DALI-PUSH-1-10V

POWER	BEAM	FLUX	3000K ▥	FLUX	4000K ▥
32W	24°	2898 lm	**107931.97**	3159 lm	**107934.97**
32W	36°	2998 lm	**107932.97**	3267 lm	**107935.97**
32W	60°	3043 lm	**107933.97**	3316 lm	**107936.97**

NIK 32W

ACCESSORI
ACCESSORIES

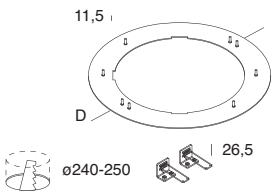

ADATTATORE PER
NIK 32W
per installazione in foro
da incasso 240-250
mm, con molle.

ADAPTOR FOR
NIK 32W
For recessed installation
hole 240-250 mm, clips
included.

CODE ☐	D (mm)
11814.01	280

NIK QUADRATO

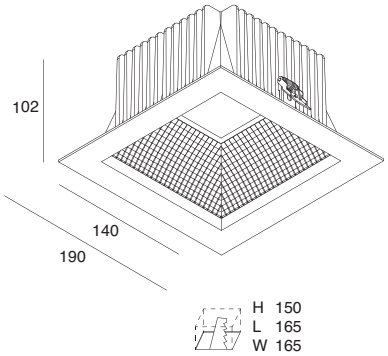

NIK QUADRATO
32W
Riflettore
UGR<19

NIK SQUARE
32W
UGR<19
reflector

UGR <19

POWER	BEAM	FLUX	3000K	FLUX	4000K
29W	60°	2488 lm	**107937.97**	2517 lm	**107938.97**

DALI-PUSH-1-10V

POWER	BEAM	FLUX	3000K	FLUX	4000K
29W	60°	2488 lm	**107939.97**	2517 lm	**107940.97**

NIK

ACCESSORI
ACCESSORIES

IP 20

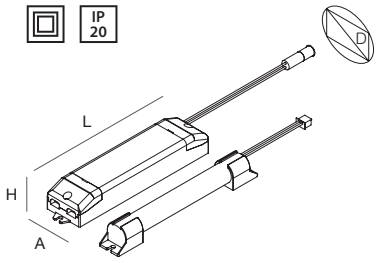

KIT DI EMERGENZA
da installare
sul controsoffitto
a lato del prodotto.

EMERGENCY KIT
to place on the
false ceiling
next to the fixture.

CODE	TIME	CHARGE	A (mm)	D (mm)	H (mm)	L (mm)
1020A4.99	1h	12h	38	44	25	164
1020A5.99	3h	12h	38	44	25	164

Flusso in emergenza Emergency flux	1h	3h
NIK 16W	**26%**	**10%**
NIK 22W	**19%**	**8%**
NIK 32W	**13%**	**5%**
NIK QUADRATO	**14%**	**5%**




TRACK



INSTALLAZIONI
INSTALLATION

ALL-TRACK

PLAFONE/SOSPENSIONE
CEILING/SUSPENSION

☐ **.01** Bianco - White

■ **.02** Nero - Black

CRI >90

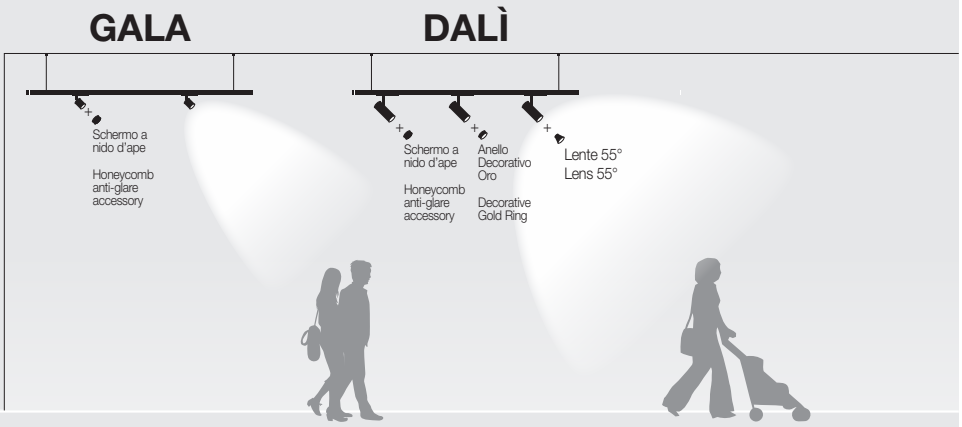

Polarità
Polarity

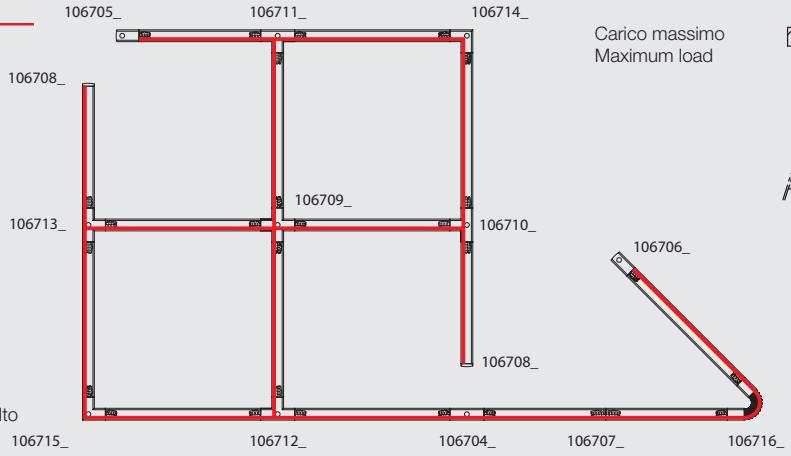

Vista dall'alto
Top view

Carico massimo
Maximum load

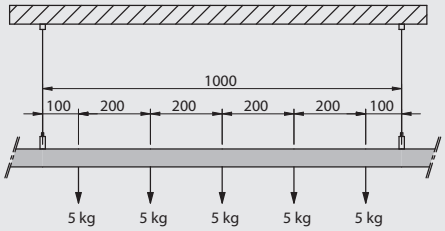

ALL-TRACK

INCASSO/RECESSED

☐ **.01** Bianco - White

CRI >90

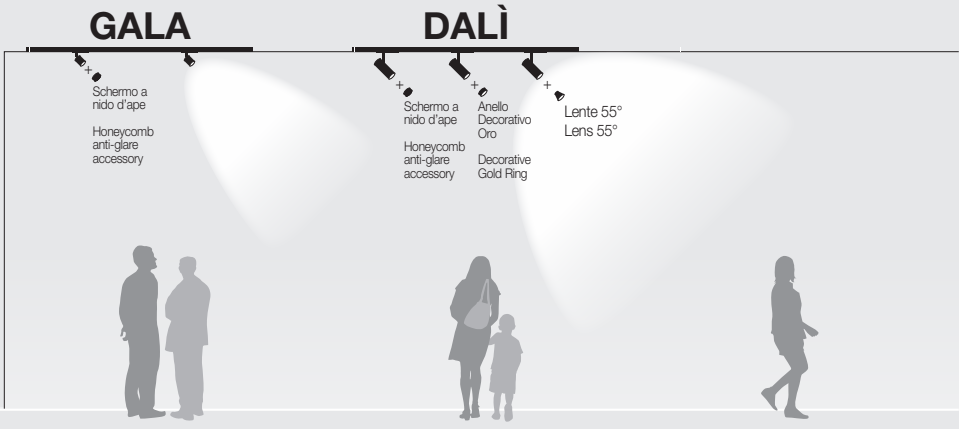

Polarità
Polarity

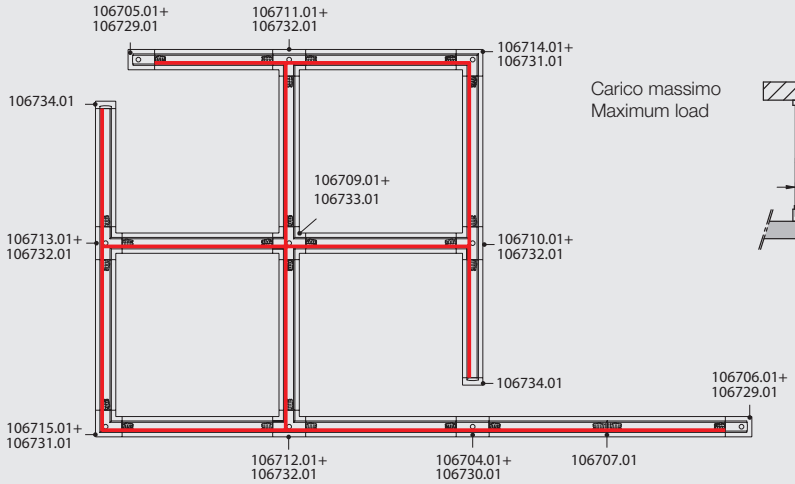

Vista dall'alto
Top view

Carico massimo
Maximum load

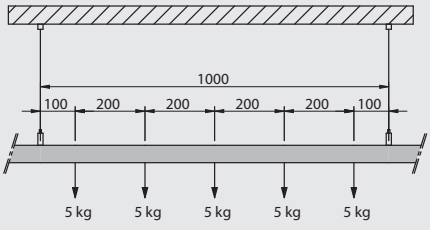





ALL-TRACK

Binario elettrificato trifase 7 poli per il montaggio di proiettori e apparecchi LED Novalux, anche nelle versioni dimmerabili, sia per montaggio a plafone e sospensione, sia per incasso in controsoffitto. Massima flessibilità di soluzioni luminose e ampia gamma di accessori. Prodotto ideale per creare luce d'accento in negozi e spazi espositivi.

7-pole three-phase electrified track for mounting Novalux projectors and LED devices, also in the dimmable versions, both for ceiling and suspension mounting, and for recessed ceiling mounting. The maximum flexibility of lighting solutions and a wide range of accessories. The ideal product to create accent lighting in shops and exhibition spaces.

ALL-TRACK
INCASSO/RECESSED



PER FUNZIONE PUSH PREVEDERE INTERFACCIA PULSANTE CON USCITA DALI 18908.99 O 18906.99. VEDI SEZIONE GESTIONE LUCE.
FOR PUSH FUNCTION PROVIDE INTERFACE BUTTON WITH DALI OUTPUT 18908.99 OR 18906.99. SEE LIGHT MANAGEMENT SECTION.

Binario elettrificato trifase 7 poli con due conduttori dedicati D+, D- per la gestione della dimmerazione. Profilo in lega di alluminio verniciata contenente i conduttori in rame. Compatibile con Lucky Evo e proiettori Dali e Gala (on-off e DALI).
L1/L2/L3/N/Terra (16A 230V) e D+/D-(segnale DALI, 0-10V, 1-10V).
Non utilizzabile comando di dimmerazione a pulsante a 230V.
La funzione PUSH è ammessa solo con interposizione di interfaccia pulsante con uscita DALI (cod. 18908.99 oppure 18906.99).

Three-phase electrified track with 7 poles with two dedicated conductors D+, D- for dimming management. Painted aluminium alloy profile containing copper conductors. Compatible with Lucky Evo and Dali and Gala projectors (on-off and DALI).
L1/L2/L3/N/PE (16A 230V) and D+/D-(DALI signal, 0-10V, 1-10V).
230V push-button dimming control not available. The PUSH function is only allowed with button interface interposition with DALI output. (cod. 18908.99 or 18906.99).

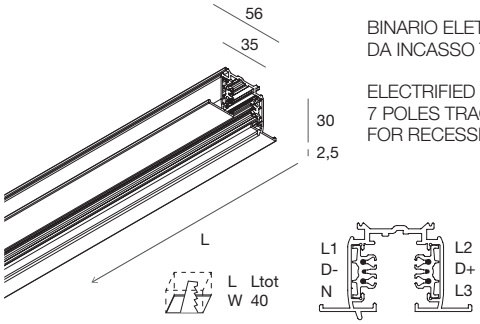

BINARIO ELETTRIFICATO
DA INCASSO TRIFASE 7 POLI

ELECTRIFIED THREE-PHASE
7 POLES TRACK
FOR RECESSED MOUNTING

CODE ☐	L (mm)
106725.01	1000
106726.01	2000
106727.01	3000

ALL-TRACK
INCASSO/RECESSED

ACCESSORI
ACCESSORIES

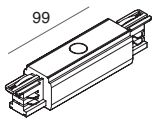

ALIMENTAZIONE CENTRALE
E GIUNTO LINEARE
Cover da ordinare a parte

CENTRAL FEED JOINT
Cover to be ordered separately

CODE ☐
106704.01

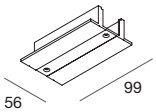

COVER PER ALIMENTAZIONE
CENTRALE
Alimentazione centrale da ordinare
a parte

COVER FOR CENTRAL FEED JOINT
Central feed joint to be ordered
separately

CODE ☐
106730.01

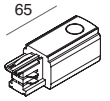

ALIMENTAZIONE DI TESTA
Cover da ordinare a parte

START LIVE END
Cover to be ordered separately

CODE ☐	VERSION
106705.01	destra / right
106706.01	sinistra / left

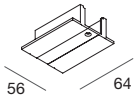

COVER PER ALIMENTAZIONE
DI TESTA
Alimentazione di testa
da ordinare a parte

COVER FOR START LIVE END
Start live end to be ordered separately

CODE ☐
106729.01

ALL-TRACK
INCASSO/RECESSED

ACCESSORI
ACCESSORIES

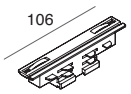

GIUNTO LINEARE ELETTRIFICATO

ELECTRIFIED STRAIGHT JOINT

CODE ☐

106707.01



CHIUSURA TERMINALE

DEAD END

CODE ☐

106734.01

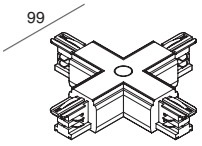

GIUNTO A X
Cover da ordinare a parte

X JOINT
Cover to be ordered separately

CODE ☐

106709.01

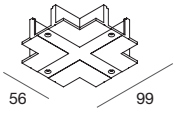

COVER PER GIUNTO a X
Giunto a X da ordinare a parte

COVER FOR X JOINT
X joint to be ordered separately

CODE ☐

106733.01

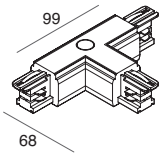

GIUNTO a T
Cover da ordinare a parte

T JOINT
Cover to be ordered separately

CODE ☐	VERSION
106710.01	interno sinistro / inside left
106711.01	interno destro / inside right
106712.01	esterno sinistro / outside left
106713.01	esterno destro / outside right

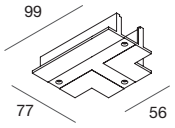

COVER PER GIUNTO a T
Giunto a T da ordinare a parte

COVER FOR T JOINT
T joint to be ordered separately

CODE ☐

106732.01

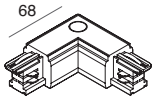

GIUNTO a L
Cover da ordinare a parte

L JOINT
Cover to be ordered separately

CODE ☐	VERSION
106714.01	interno / inside
106715.01	esterno / outside

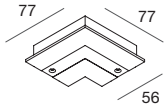

COVER PER GIUNTO a L
Giunto a L da ordinare a parte

COVER FOR L JOINT
L joint to be ordered separately

CODE ☐	VERSION
106731.01	interno / inside

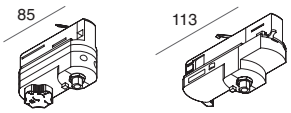

ADATTATORE MECCANICO/
ELETTRICO NON CABLATO 6A
(1 pz.) carico massimo 10 kg

MECHANICAL/ELECTRIC
NOT WIRED ADAPTOR 6A
(1 pc) maximum load 10 kg

CODE ☐	VERSION
106718.01	3P
106719.01	3P+DALI

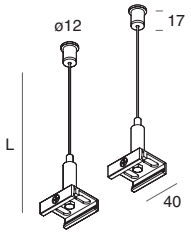

KIT DI SOSPENSIONE (2pz)
Vedere schema dei carichi
per la quantità di sospensioni
Pag. 399

SUSPENSION KIT (2pcs)
See load scheme for quantity
Pag. 399

CODE ☐	L (mm)
106721.01	3000

ALL-TRACK
PLAFONE-SOSPENSIONE
CEILING-SUSPENSION



PER FUNZIONE PUSH PREVEDERE INTERFACCIA PULSANTE CON USCITA DALI 18908.99 O 18906.99. VEDI SEZIONE GESTIONE LUCE.
FOR PUSH FUNCTION PROVIDE INTERFACE BUTTON WITH DALI OUTPUT 18908.99 OR 18906.99. SEE LIGHT MANAGEMENT SECTION.

Binario elettrificato trifase 7 poli con due conduttori dedicati D+, D- per la gestione della dimmerazione. Profilo in lega di alluminio verniciata contenente i conduttori in rame.
Compatibile con Lucky Evo, Show e proiettori Dali e Gala (on-off e DALI).
L1/L2/L3/N/Terra (16A 230V) e D+/D-(segnale DALI, 0-10V, 1-10V).
Non utilizzabile comando di dimmerazione a pulsante a 230V.
La funzione PUSH è ammessa solo con interposizione di interfaccia pulsante con uscita DALI (cod. 18908.99 oppure 18906.99).

Three-phase electrified track with 7 poles with two dedicated conductors D+, D- for dimming management. Painted aluminium alloy profile containing copper conductors.
Compatible with Lucky Evo, Show and Dali and Gala projectors (on-off and DALI).
L1/L2/L3/N/PE (16A 230V) and D+/D-(DALI signal, 0-10V, 1-10V).
230V push-button dimming control not available.
The PUSH function is only allowed with button interface interposition with DALI output. (cod. 18908.99 or 18906.99).

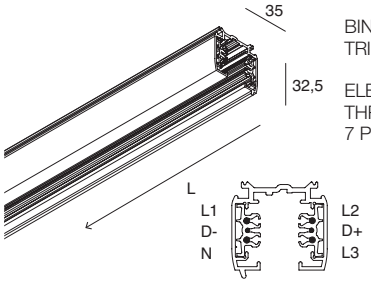

BINARIO ELETTRIFICATO
TRIFASE 7 POLI

ELECTRIFIED
THREE-PHASE
7 POLES TRACK

CODE	☐	■	L (mm)
106701.01	**.02**		1000
106702.01	**.02**		2000
106703.01	**.02**		3000

ALL-TRACK

ACCESSORI
ACCESSORIES

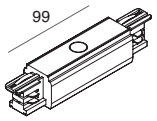

ALIMENTAZIONE CENTRALE
E GIUNTO LINEARE

CENTRAL FEED JOINT

CODE	☐	■
106704.01	**.02**	

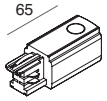

ALIMENTAZIONE DI TESTA

START LIVE END

CODE	☐	■	VERSION
106705.01	**.02**		destra / right
106706.01	**.02**		sinistra / left

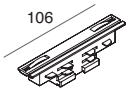

GIUNTO LINEARE
ELETTRIFICATO

ELECTRIFIED
STRAIGHT JOINT

CODE	☐	■
106707.01	**.02**	



CHIUSURA TERMINALE

DEAD END

CODE	☐	■
106708.01	**.02**	

ALL-TRACK

ACCESSORI
ACCESSORIES

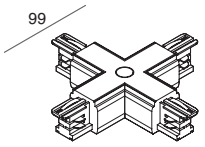

GIUNTO a X

X JOINT

CODE	☐	■
106709.01		**.02**

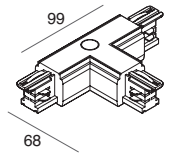

GIUNTO a T

T JOINT

CODE	☐	■	VERSION
106710.01		**.02**	interno sinistro / inside left
106711.01		**.02**	interno destro / inside right
106712.01		**.02**	esterno sinistro / outside left
106713.01		**.02**	esterno destro / outside right

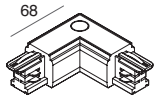

GIUNTO a L

L JOINT

CODE	☐	■	VERSION
106714.01		**.02**	interno / inside
106715.01		**.02**	esterno / outside

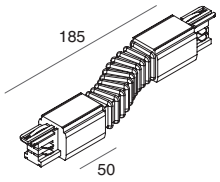

GIUNTO FLESSIBILE
non alimentabile

FLEXIBLE JOINT
without feeding

CODE	☐	■
106716.01		**.02**

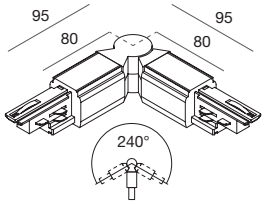

GIUNTO SNODATO
Non alimentabile.

ADJUSTABLE JUNCTION
without feeding.

CODE	☐	■
106728.01		**.02**

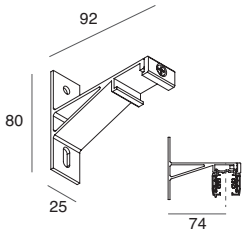

STAFFA DI FISSAGGIO A PARETE (1pz)
Vedere schema dei carichi
per la quantità di staffe.

WALL MOUNTING BRACKET (1pc)
See load scheme for quantity.

CODE	☐	■
106724.01		**.02**



STAFFA DI FISSAGGIO A PLAFONE (1 pz.)
Vedere schema dei carichi
per la quantità di staffe.

BRACKET FOR CEILING MOUNTING (1 pc)
See load scheme for quantity.

CODE	☐	■
106717.01		**.02**

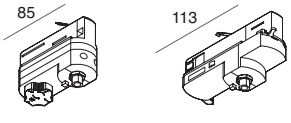

ADATTATORE MECCANICO/ELETTRICO
NON CABLATO 6A (1 pz.)
carico massimo 10 kg

MECHANICAL/ELECTRIC
NOT WIRED ADAPTOR 6A (1 pc)
maximum load 10 kg

CODE	☐	■	VERSION
106718.01		**.02**	3P
106719.01		**.02**	3P+DALI

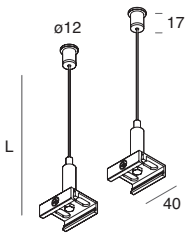

KIT DI SOSPENSIONE (2pz)
Vedere schema dei carichi
per la quantità di sospensioni
Pag. 399

SUSPENSION KIT (2pcs)
See load scheme for quantity
Pag. 399

CODE	☐	■	L (mm)
106721.01		**.02**	3000









GALA

Spot LED orientabile ad alta resa cromatica per installazione a binario, compatto ed elegante. GALA è un'illuminazione Novalux pensata per creare luce d'accento, sia negli ambienti domestici che nel retail. Si inserisce con discrezione nel contesto, grazie all'alimentatore integrato nell'adattatore.

Adjustable LED spot with high colour rendering for track-mounted installation, compact and elegant. GALA is a Novalux lighting solution conceived to create accent lighting, in both domestic and retail environments. It blends in discreetly with its surroundings, thanks to the driver integrated in the adapter.

GALA



Spot LED orientabile per installazione su soffitto a binario elettrificato All-Track.
Corpo in lega di alluminio pressofuso verniciato a polvere, lente in policarbonato, adattatore plastico per binario. Alimentatore elettronico o dimmerabile DALI integrato nell'adattatore.

Adjustable spotlight for ceiling installation on electrified All-Track.
Body made of powder coated die-cast aluminium alloy, lens in polycarbonate, plastic adaptor for track. Electronic or dimmable DALI driver integrated into the adaptor.

IP 20 · 220-240V 50/60Hz · CRI >90 · 5 anni years · MADE IN ITALY · C.A.M. Edilizia

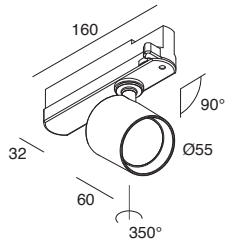

POWER	BEAM	FLUX	3000K ☐ ■		FLUX	4000K ☐ ■	
12W	14°	1055 lm	**101878.01**	**.02**	1160 lm	**101882.01**	**.02**
12W	34°	1115 lm	**101879.01**	**.02**	1226 lm	**101883.01**	**.02**

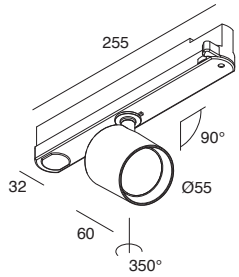

DALI

POWER	BEAM	FLUX	3000K ☐ ■		FLUX	4000K ☐ ■	
12W	14°	1055 lm	**101880.01**	**.02**	1160 lm	**101884.01**	**.02**
12W	34°	1115 lm	**101881.01**	**.02**	1226 lm	**101885.01**	**.02**

GALA

ACCESSORI
ACCESSORIES



SCHERMO A NIDO D'APE
anti-abbagliamento - Ø 50 mm

HONEYCOMB ANTI-GLARE
ACCESSORY - Ø 50 mm

CODE ■
1018A4.02







DALÌ

Proiettore LED dalla struttura semplice e minimale, DALÌ è un apparecchio luminoso dalle elevate prestazioni e alta resa cromatica, per soddisfare ogni esigenza del mondo retail.
Luce orientabile per installazione a binario elettrificato, nella versione on-off o dimmerabile.

LED spotlight with a simple, minimalist structure, DALÌ is a luminaire offering high performance and high colour rendering, to meet all the needs of the retail world. Adjustable light for electrified track installation in the on-off or dimmable versions.

DALÌ



Spot LED orientabile per installazione a soffitto su binario elettrificato All-Track.
Ottiche intercambiabili 15° e 38°.
Corpo in lega di alluminio estruso verniciato a polvere, anello nero in tecnopolimero (incluso) e verniciato nella versione oro (opzionale).
Lente in policarbonato, adattatore plastico per binario incluso.
Alimentatore elettronico o dimmerabile DALI integrato nell'adattatore.

Adjustable spotlightf or ceiling installation on electrified All-Track.
Interchangeable optics 15° and 38°.
Body made of powder coated extruded aluminium alloy, technopolymer black ring (included) and gold painted version (optional).
Lens in polycarbonate, integrated plastic adaptor for track.
Electronic or dimmable DALI driver integrated into the adaptor.

IP 20 | 220-240V 50/60Hz | CRI >90 | GRUPPO 1 | 5 anni years

DALÌ 10W

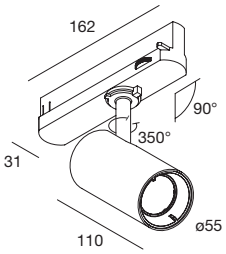

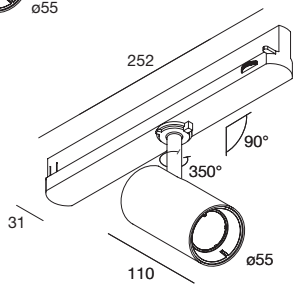

POWER	BEAM	FLUX	3000K ☐ ■		FLUX	4000K ☐ ■	
10W	15° / 38°	1078 lm	**106122.01**	**.02**	1189 lm	**106123.01**	**.02**

DALI

POWER	BEAM	FLUX	3000K ☐ ■		FLUX	4000K ☐ ■	
10W	15° / 38°	1078 lm	**106124.01**	**.02**	1189 lm	**106125.01**	**.02**

DALÌ 20W

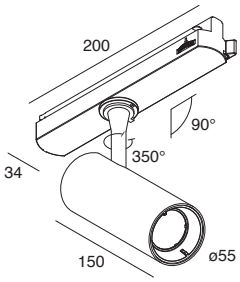

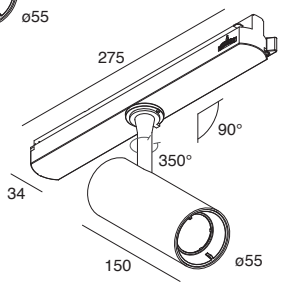

POWER	BEAM	FLUX	3000K ☐ ■		FLUX	4000K ☐ ■	
20W	15° / 38°	1651 lm	**106101.01**	**.02**	1767 lm	**106105.01**	**.02**

NEW

POWER	BEAM	FLUX	2700K ☐ ■	
20W	15° / 38°	1552 lm	**106129.01**	**.02**

DALI

POWER	BEAM	FLUX	3000K ☐ ■		FLUX	4000K ☐ ■	
20W	15° / 38°	1651 lm	**106103.01**	**.02**	1767 lm	**106107.01**	**.02**

NEW

POWER	BEAM	FLUX	2700K ☐ ■	
20W	15° / 38°	1552 lm	**106130.01**	**.02**

DALÌ 30W

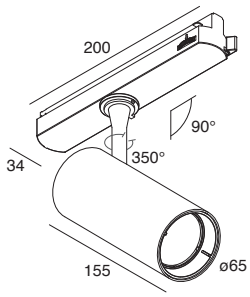

NEW

POWER	BEAM	FLUX	3000K ☐	■	FLUX	4000K ☐	■
30W	15° / 38°	2356 lm	**106102.01**	**.02**	2546 lm	**106106.01**	**.02**

POWER	BEAM	FLUX	2700K ☐	■
30W	15° / 38°	2215 lm	**106131.01**	**.02**

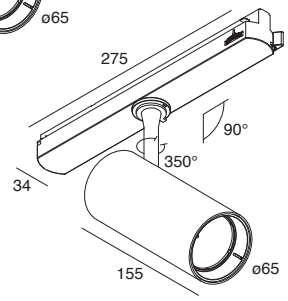

NEW

DALI

POWER	BEAM	FLUX	3000K ☐	■	FLUX	4000K ☐	■
30W	15° / 38°	2356 lm	**106104.01**	**.02**	2546 lm	**106108.01**	**.02**

POWER	BEAM	FLUX	2700K ☐	■
30W	15° / 38°	2215 lm	**106132.01**	**.02**

DALÌ 38W

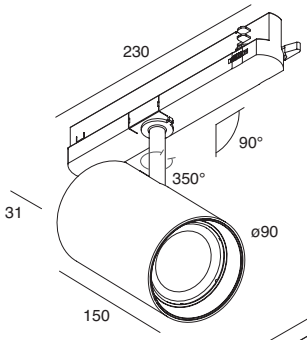

POWER	BEAM	FLUX	3000K ☐	■	FLUX	4000K ☐	■
38W	15° / 38°	4221 lm	**106115.01**	**.02**	4433 lm	**106117.01**	**.02**

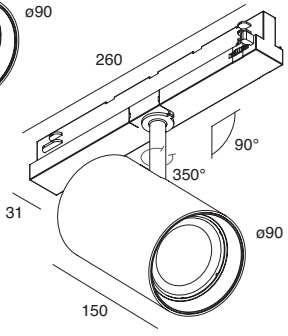

DALI

POWER	BEAM	FLUX	3000K ☐	■	FLUX	4000K ☐	■
38W	15° / 38°	4221 lm	**106116.01**	**.02**	4433 lm	**106118.01**	**.02**

DALÌ

ACCESSORI
ACCESSORIES

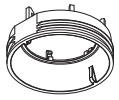

ANELLO DECORATIVO ORO
opzionale

DECORATIVE GOLD RING
optional

CODE	VERSION
106128.15	10W
106109.15	20W
106110.15	30W
106120.15	38W



LENTE 55° - opzionale

LENS 55° - optional

CODE	VERSION
106126.00	10W
106113.00	20W
106114.00	30W
106119.00	38W



SCHERMO A NIDO D'APE
anti-abbagliamento con ghiera in alluminio verniciato

HONEYCOMB ANTI-GLARE
ACCESSORY with painted aluminum ring

CODE	VERSION
106127.02	10W
106111.02	20W
106112.02	30W
106121.02	38W



STRIP LED
AND LIGHT MANAGEMENT





STRIP LED 24V

LE GARANZIE PRODOTTO SARANNO APPLICABILI, PER RAGIONI DI SICUREZZA E FRUIBILITÀ, SOLO UTILIZZANDO PROFILI DISSIPANTI A CATALOGO ED ALIMENTAZIONI NOVALUX.
THE PRODUCT WARRANTY CONDITIONS WILL APPLY, DUE TO REASONS OF SAFETY AND QUALITY OF USE, ONLY WHEN INSTALLED WITH DISSIPATING PROFILES AND DRIVERS FROM NOVALUX CATALOGUES.

PCB flessibile con biadesivo sul lato posteriore, versioni IP65 con rivestimento in silicone flessibile.
Alimentazione elettronica o dimmerabile 24V, da ordinare a parte.
Vedere sezione GESTIONE LUCE per sistemi di controllo STRIP LED.

Versions 24V or 48V are available, mandatory dissipation with aluminium profiles as per the catalogue.
Flexible PCB and double-sided back adhesive, flexible silicon coating for IP65 version.
Electronic or dimmable driver 24V to be ordered separately.
See section LIGHT MANAGEMENT for other strip LED components.

CAVO DI ALIMENTAZIONE L.150mm INCLUSO, SU ENTRAMBE LE ESTREMITÀ DELLA BOBINA.
POWER SUPPLY CABLE L.150mm INCLUDED, ON BOTH ENDS OF THE COIL.

STRIP LED 19,2W/m

SMD 2835 (238 LED/m)

Biadesivo - sezionabile ogni 29,4 mm (7 LED)

Strip LED idonea per ottenere uniformità di luminanza nelle installazioni con schermo a vista

Bihadesive - cuttable every 29,4 mm (7 LED)

Strip LED suitable to achieve luminance uniformity, when installed with clearly visible diffusors

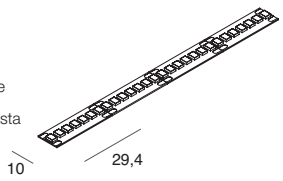

CODE	LED COLOUR	POWER	FLUX/m	L (mm)	IP	CRI
100938.99	2700K	19,2W/m	1952	5000	**20**	**90**
100939.99	3000K	19,2W/m	2140	5000	**20**	**90**
100940.99	4000K	19,2W/m	2176	5000	**20**	**90**
100934.99	3000K	19,2W/m	2402	5000	**20**	**80**
100935.99	4000K	19,2W/m	2452	5000	**20**	**80**
100936.99	3000K	19,2W/m	2050	5000	**65**	**80**
100937.99	4000K	19,2W/m	2244	5000	**65**	**80**

STRIP LED 22W/m

SMD 2835 (238 LED/m)

Biadesivo - sezionabile ogni 29,4 mm (7 LED)

Strip LED idonea per ottenere uniformità di luminanza nelle installazioni con schermo a vista

Bihadesive - cuttable every 29,4 mm (7 LED)

Strip LED suitable to achieve luminance uniformity, when installed with clearly visible diffusors

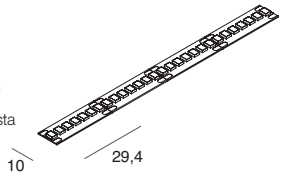

CODE	LED COLOUR	POWER	FLUX/m	L (mm)	IP	CRI
100941.99	3000K	22W/m	2788	5000	**20**	**80**
100942.99	4000K	22W/m	2804	5000	**20**	**80**
100943.99	3000K	22W/m	2464	5000	**65**	**80**
100944.99	4000K	22W/m	2594	5000	**65**	**80**

STRIP LED 8,8W/m

SMD 2835 (240 LED/m)

Biadesivo - sezionabile ogni 25 mm (6 LED)

Strip LED idonea per ottenere uniformità di luminanza nelle installazioni con schermo a vista

Bihadesive - cuttable every 25 mm (6 LED)

Strip LED suitable to achieve luminance uniformity, when installed with clearly visible diffusors

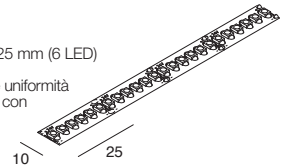

CODE	LED COLOUR	POWER	FLUX/m	L (mm)	IP	CRI
100922.99	2700K	8,8W/m	902	5000	**20**	**90**
100923.99	3000K	8,8W/m	844	5000	**20**	**90**
100924.99	4000K	8,8W/m	900	5000	**20**	**90**

STRIP LED 14,4W/m

SMD 2835 (140 LED/m)

Biadesivo - sezionabile ogni 50 mm (7 LED)

Bihadesive - cuttable every 50 mm (7 LED)

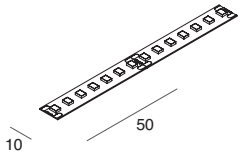

CODE	LED COLOUR	POWER	FLUX/m	L (mm)	IP	CRI
100949.99	2700K	14,4W/m	1498	5000	**20**	**90**
100950.99	3000K	14,4W/m	1646	5000	**20**	**90**
100951.99	4000K	14,4W/m	1666	5000	**20**	**90**
100945.99	3000K	14,4W/m	1892	5000	**20**	**80**
100946.99	4000K	14,4W/m	1880	5000	**20**	**80**
100947.99	3000K	14,4W/m	1578	5000	**65**	**80**
100948.99	4000K	14,4W/m	1716	5000	**65**	**80**

STRIP LED 16,5W/m

SMD 2835 (140 LED/m)

Biadesivo - sezionabile ogni 50 mm (7 LED)

Bihadesive - cuttable every 50 mm (7 LED)

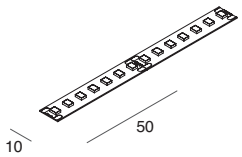

CODE	LED COLOUR	POWER	FLUX/m	L (mm)	IP	CRI
100952.99	3000K	16,5W/m	1982	5000	**20**	**80**
100953.99	4000K	16,5W/m	2002	5000	**20**	**80**
100954.99	3000K	16,5W/m	1836	5000	**65**	**80**
100955.99	4000K	16,5W/m	1992	5000	**65**	**80**

STRIP LED 11,5W/m

SMD 2835 (126 LED/m)

Biadesivo - sezionabile ogni 55,5 mm (7 LED)

Bihadesive - cuttable every 55,5 mm (7 LED)

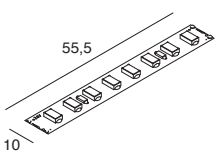

CODE	LED COLOUR	POWER	FLUX/m	L (mm)	IP	CRI
100919.99	2700K	11,5W/m	1206	5000	**20**	**90**
100920.99	3000K	11,5W/m	1218	5000	**20**	**90**
100921.99	4000K	11,5W/m	1278	5000	**20**	**90**

STRIP LED 20,5W/m
SMD 5730 (112 LED/m)

Biadesivo - sezionabile
ogni 62,5 mm (7 LED)

Bihadesive - cuttable
every 62,5 mm (7 LED)

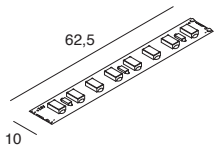

CODE	LED COLOUR	POWER	FLUX/m	L (mm)	IP	CRI
100911.99	3000K	20,5W/m	2812	5000	**20**	**80**
100912.99	4000K	20,5W/m	3064	5000	**20**	**80**

STRIP LED 4mm 11,5W/m
SMD 2216 (182 LED/m)

Biadesivo - sezionabile
ogni 38,4 mm (7 LED)
Per profilo L-09 e Profiled MICRO

Bihadesive - cuttable
every 38,4 mm (7 LED)
Suitable for L-09 profile
and Profiled MICRO

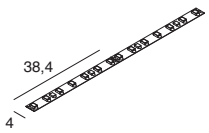

CODE	LED COLOUR	POWER	FLUX/m	L (mm)	IP	CRI
100913.99	2700K	11,5W/m	1100	5000	**20**	**90**
100914.99	3000K	11,5W/m	1014	5000	**20**	**90**
100915.99	4000K	11,5W/m	1154	5000	**20**	**90**
100928.99	2700K	11,5W/m	1016	5000	**65**	**90**
100929.99	3000K	11,5W/m	1038	5000	**65**	**90**
100930.99	4000K	11,5W/m	1124	5000	**65**	**90**

STRIP LED DOPPIA PISTA 25W/m
STRIP LED DOUBLE LANE 25W/m
SMD 2835 (336 LED/m)

Biadesivo - sezionabile
ogni 41,6 mm (14 LED)
Per profilo L-33
e Profiled MACRO

Bihadesive - cuttable
every 41,6 mm (14 LED)
Suitable for L-33 profile
and Profiled MACRO

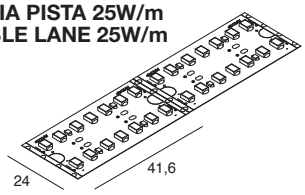

CODE	LED COLOUR	POWER	FLUX/m	L (mm)	IP	CRI
100916.99	2700K	25W/m	2926	5000	**20**	**90**
100917.99	3000K	25W/m	2670	5000	**20**	**90**
100918.99	4000K	25W/m	3000	5000	**20**	**90**
100925.99	2700K	25W/m	2802	5000	**65**	**90**
100926.99	3000K	25W/m	2902	5000	**65**	**90**
100927.99	4000K	25W/m	3208	5000	**65**	**90**

STRIP LED RGB 14,4W/m
SMD 5050 (60 LED/m)

Biadesivo - sezionabile
ogni 100 mm (6 LED)

Bihadesive - cuttable
every 100 mm (6 LED)

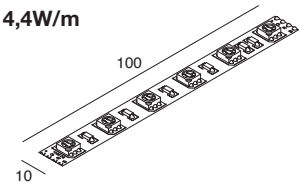

CODE	LED COLOUR	POWER	FLUX/m	L (mm)	IP	CRI
102605.99	RGB	14,4W/m	556	5000	**20**	**-**
102606.99	RGB	14,4W/m	540	5000	**65**	**-**

STRIP LED RGB+WHITE 14,4W/m
SMD 5050 (60 LED/m)

Biadesivo - sezionabile
ogni 167 mm (10 LED)

Bihadesive - cuttable
every 167 mm (10 LED)

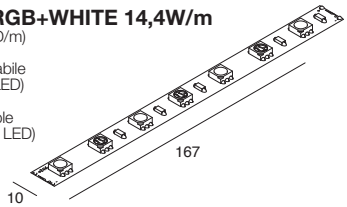

CODE	LED COLOUR	POWER	FLUX/m	L (mm)	IP	CRI
102607.99	RGB	7,2W/m	224	5000	**20**	**-**
	White 3000K	7,2W/m	670			

STRIP LED TUNABLE WHITE 19,2W/m
SMD 3528 (240 LED/m)

Biadesivo - sezionabile
ogni 50 mm (12 LED)
Per i componenti di gestione
del bianco dinamico
vedere la sezione
GESTIONE LUCE

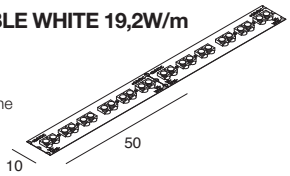

Bihadesive - cuttable every 50 mm (12 LED)
See section LIGHT MANAGEMENT for the tunable white control components

CODE	LED COLOUR	POWER	FLUX/m	L (mm)	IP	CRI
102109.99	3000K/5700K	19,2 W/m	1906	5000	**20**	**90**

STRIP LED 48V

LE GARANZIE PRODOTTO SARANNO APPLICABILI, PER RAGIONI DI SICUREZZA E FRUIBILITÀ, SOLO UTILIZZANDO PROFILI DISSIPANTI A CATALOGO ED ALIMENTAZIONI NOVALUX.
THE PRODUCT WARRANTY CONDITIONS WILL APPLY, DUE TO REASONS OF SAFETY AND QUALITY OF USE, ONLY WHEN INSTALLED WITH DISSIPATING PROFILES AND DRIVERS FROM NOVALUX CATALOGUES.

PCB flessibile con biadesivo sul lato posteriore. Alimentazione 48V da ordinare a parte.
Vedere sezione GESTIONE LUCE per sistemi di controllo strip LED.

Flexible PCB and double-sided back adhesive. 48V driver to be ordered separately.
See section LIGHT MANAGEMENT for other strip LED components.

STRIP LED 17W/m
SMD 2835 (240 LED/m)

Biadesivo - sezionabile
ogni 62,5 mm (15 LED)

Bihadesive - cuttable
every 62,5 mm (15 LED)

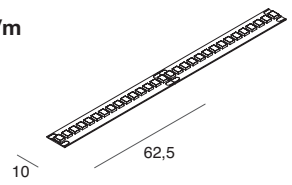

CODE	LED COLOUR	POWER	FLUX/m	L (mm)	IP	CRI
100931.99	2700K	17W/m	2060	5000	**20**	**90**
100932.99	3000K	17W/m	2096	5000	**20**	**90**
100933.99	4000K	17W/m	2380	5000	**20**	**90**

STRIP LED 230V

NEW

PCB flessibile IP65 per installazione in esterno da 5 o 50m, provvisto di tubo in silicone trasparente completo di biadesivo sul lato posteriore. Testate terminali IP65 (1 con foro, 1 di chiusura), 1m di cavo H03VV-F 2x0,75 mm² e fusibile di protezione inclusi. Installazione con clips o su apposito profilo in alluminio PROFILED 230 da ordinare separatamente. Funzionamento TRIAC garantito con una regolazione minima non inferiore al 30%.

Flexible PCB IP65 for outdoor installation of 5 or 50m, equipped with transparent silicone tube complete with double-sided adhesive on the back. IP65 terminal heads (1 with hole, 1 locking), 1m H03VV-F 2x0,75 mm² cable and protection fuse included. Installation with clips or on the appropriate aluminium profile PROFILED 230 to be ordered separately. TRIAC operation guaranteed with a minimum adjustment of not less than 30%.

STRIP LED 230V 9,4 W/m

SMD 2835 (84 LED/m)
Biadesivo - sezionabile
ogni 165mm (14 LED)

SMD 2835 (84 LED/m)
Bihadesive - cuttable
every 165mm (14 LED)

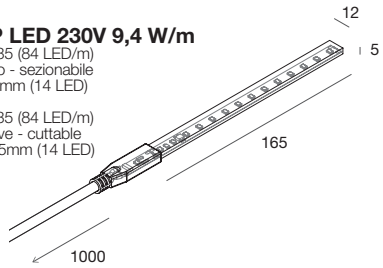

CODE	LED COLOUR	POWER	FLUX/m	L (mm)	IP	CRI
100956.99	3000K	9,4W/m	1088	5m	**65**	**80**
100957.99	4000K	9,4W/m	1144	5m	**65**	**80**
100958.99	3000K	9,4W/m	1088	50m	**65**	**80**
100959.99	4000K	9,4W/m	1144	50m	**65**	**80**

STRIP LED 230V 18 W/m

SMD 2835 (140 LED/m)
Biadesivo - sezionabile
ogni 200mm (28 LED)

SMD 2835 (140 LED/m)
Bihadesive - cuttable
every 200mm (28 LED)

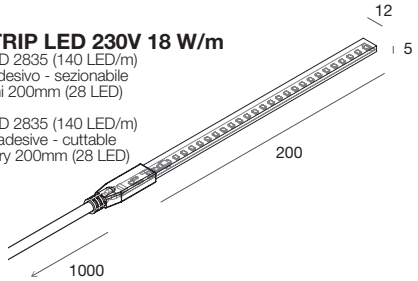

CODE	LED COLOUR	POWER	FLUX/m	L (mm)	IP	CRI
100960.99	3000K	18W/m	2051	5m	**65**	**80**
100961.99	4000K	18W/m	2158	5m	**65**	**80**
100962.99	3000K	18W/m	2051	50m	**65**	**80**
100963.99	4000K	18W/m	2158	50m	**65**	**80**

STRIP LED 230V ACCESSORI ACCESSORIES

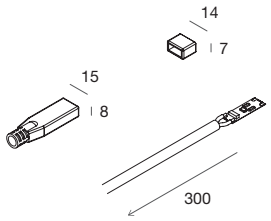

KIT PER RIPRISTINO PROTEZIONE IP65
N°2 testate terminali (1 con foro, 1 di chiusura),
fusibile e cavo 2x0,75 mm² L= 300 mm.
Da prevedere in caso di utilizzo di sezione di strip LED tagliata in opera.
Sigillante siliconico obbligatorio da ordinare a parte.

IP65 PROTECTION RESTORATION KIT
N°2 end caps (1 with hole, 1 locking), fuse and cable 2x0,75 mm² L= 300 mm.
To be provided in case of use of LED strip section cut in place.
Mandatory silicone sealant to be ordered separately.

CODE **100965.99**

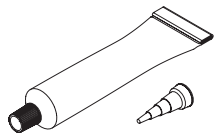

SIGILLANTE SILICONICO
Tubo da 60 ml di silicone neutro trasparente resistente UV

SILICONE SEALANT
60 ml tube of UV resistant transparent neutral silicone

CODE **100966.99**



KIT DI INSTALLAZIONE
N° 10 clips siliconiche + n°20 viti
Idoneo per 5m di StripLED 230V

INSTALLATION KIT
N° 10 silicone clips + n° 20 screws
Suitable for 5m StripLED 230V

CODE **100964.99**

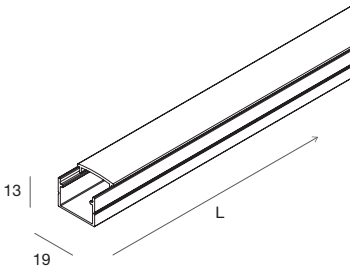

PROFILED 230
Profilo dissipante per strip LED in lega di alluminio anodizzata naturale, testate di chiusura in polimero termoplastico, schermo diffusore ad inserimento a scatto in policarbonato opale. Schermo diffusore, testate di chiusura e n°4 staffe di fissaggio inclusi. Non esporre a intemperie o luce solare diretta e non inseire in materiale isolante.

PROFILED 230
Dissipating profile for LED strip made of anodized aluminium alloy natural finish, end caps made of thermoplastic polymer, screen made of opal PMMA. Diffuser, end caps and n°4 fixing brackets included. Do not expose to bad weather or direct sunlight and do not insert into insulating material.

CODE **105424.96**

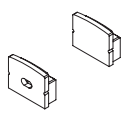

TESTATE DI CHIUSURA PER PROFILED 230 (2pz)
Da prevedere in caso di utilizzo di sezioni di profilo tagliate in opera.

END CAPS FOR PROFILED 230 (2pcs)
To be used for sections of profile cut on site.

CODE **105425.99**

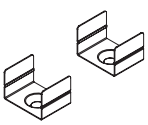

STAFFE DI FISSAGGIO PER PROFILED 230 (2pz)
Da prevedere in caso di utilizzo di sezioni di profilo tagliate in opera

FIXING BRACKETS FOR PROFILED 230 (2pcs)
To be used for sections of profile cut on site

CODE **105426.99**

ALIMENTATORI 24Vdc PER STRIP LED
DRIVERS 24Vdc FOR LED STRIP

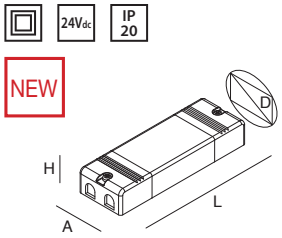

ALIMENTATORE STABILIZZATO 24Vdc
220-240V 50/60Hz

ELECTRONIC STABILIZED DRIVER 24Vdc
220-240V 50/60Hz

CODE	POWER	A (mm)	D (mm)	H (mm)	L (mm)
101338.99	60W	52	61	30	180
101327.99	75W	45	55	31	187
101339.99	120W	40	51	30	300
101328.99	150W	45	55	31	268

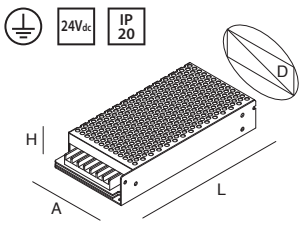

ALIMENTATORE STABILIZZATO 24Vdc
220-240V 50/60Hz

ELECTRONIC STABILIZED DRIVER 24Vdc
220-240V 50/60Hz

CODE	POWER	A (mm)	D (mm)	H (mm)	L (mm)
18601.99	50W	77	85	35	110
18602.99	75W	98	106	40	130
18603.99	100W	98	106	40	130
18604.99	150W	98	107	42	160

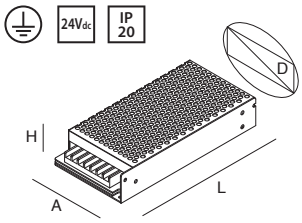

ALIMENTATORE STABILIZZATO 24Vdc
220-240V 50/60Hz
con dissipazione attiva, completo di ventola.
Non installare in ambienti in cui è richiesto il massimo silenzio.
Posizionare in vano adeguatamente areato.

ELECTRONIC STABILIZED DRIVER 24Vdc
220-240V 50/60Hz
with active power dissipation, complete with fan.
Do not install in environments that require complete silence.
Place in well-ventilated compartment.

CODE	POWER	A (mm)	D (mm)	H (mm)	L (mm)
E182K1320KK	320W	115	126	50	215

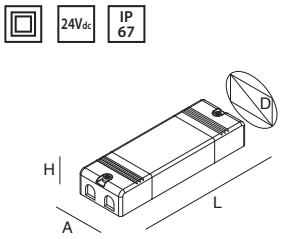

ALIMENTATORE STABILIZZATO 24Vdc
220-240V 50/60Hz

ELECTRONIC STABILIZED DRIVER 24Vdc
220-240V 50/60Hz

CODE	POWER	A (mm)	D (mm)	H (mm)	L (mm)
E182K0060KK	60W	43	54	32	163
E182K0100KK	100W	52	64	37	190

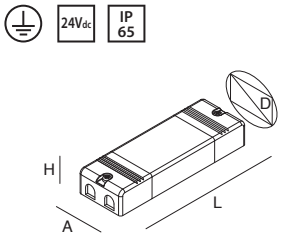

ALIMENTATORE STABILIZZATO 24Vdc
220-240V 50/60Hz

ELECTRONIC STABILIZED DRIVER 24Vdc
220-240V 50/60Hz

CODE	POWER	A (mm)	D (mm)	H (mm)	L (mm)
18606.99	240W	71	81	38	240
18607.99	320W	84	94	42	246

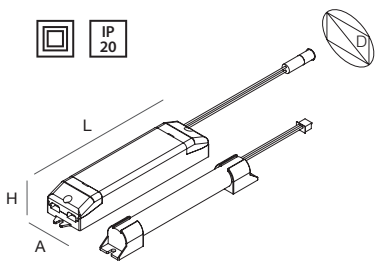

KIT DI EMERGENZA
da installare sul controsoffitto
a lato del prodotto.
Carico minimo 5W,
carico massimo 25W.

EMERGENCY KIT
to place on the false ceiling
next to the fixture.
Minimum power 5W,
maximum power 25W.

CODE	TIME	CHARGE	A (mm)	D (mm)	H (mm)	L (mm)
18004.99	1h	12h	38	44	25	164
18005.99	3h	12h	38	44	25	164

Flusso in emergenza Emergency flux	1h (25W)	3h (25W)
STRIP LED	**18%**	**7%**

ALIMENTATORI DIMMERABILI 24Vdc PER STRIP LED
DIMMABLE DRIVERS 24Vdc FOR LED STRIP

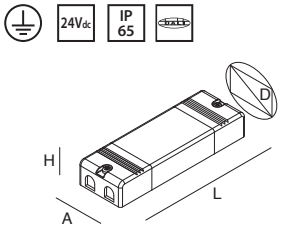

ALIMENTATORE STABILIZZATO
DIMMERABILE 24Vdc
220-240V 50/60Hz

ELECTRONIC STABILIZED
DIMMABLE DRIVER 24Vdc
220-240V 50/60Hz

CODE	POWER	A (mm)	D (mm)	H (mm)	L (mm)
101317.99	150W	63	75	36	219

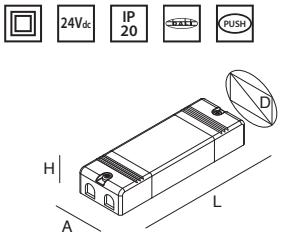

ALIMENTATORE ELETTRONICO STABILIZZATO
DIMMERABILE 4CH DALI DT6/DT8 24Vdc
220-240V 50/60Hz
Gestione DALI/PUSH per Strip LED bianche.
Gestione DALI per Strip LED RGB/RGBW e
Tunable White.

ELECTRONIC STABILIZED DIMMABLE DRIVER
4CH DALI DT6/DT8 24Vdc 220-240V 50/60Hz
DALI/PUSH for white strip LED.
DALI for RGB/RGBW and Tunable White.

CODE	POWER	A (mm)	D (mm)	H (mm)	L (mm)
101318.99	80W	32	40	22	346

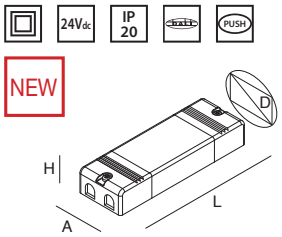

ALIMENTATORE ELETTRONICO STABILIZZATO
DIMMERABILE DALI 2CH DT6/DT8 24Vdc
220-240V 50/60Hz
Gestione DALI/PUSH per strip LED bianche.
Gestione DALI per strip LED Tunable White.

ELECTRONIC STABILIZED DIMMABLE DRIVER
2CH DALI DT6/DT8 24Vdc 220-240V 50/60Hz
DALI/PUSH for white LED strip.
DALI for Tunable White LED strip.

CODE	POWER	A (mm)	D (mm)	H (mm)	L (mm)
101329.99	160W	50	62	35	300

ALIMENTATORI 48Vdc PER STRIP LED
DRIVERS 48Vdc FOR LED STRIP

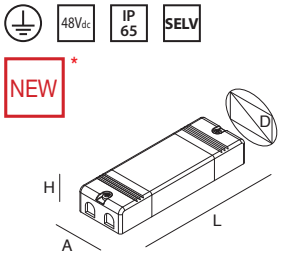

ALIMENTATORE STABILIZZATO 48Vdc
220-240V 50/60Hz

ELECTRONIC STABILIZED DRIVER 48Vdc
220-240V 50/60Hz

CODE	POWER	A (mm)	D (mm)	H (mm)	L (mm)
101314.99	100W	63	75	32	140
***101337.99**	150W	63	75	35	180
101313.99	320W	90	100	45	252

INTERFACCE DI DIMMERAZIONE 24Vdc / 48Vdc PER STRIP LED
INTERFACES FOR DIMMING 24Vdc / 48Vdc FOR LED STRIP

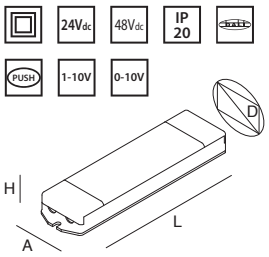

INTERFACCIA DI DIMMERAZIONE 24Vdc/48Vdc
PER STRIP LED
Massimo carico 12Ax1 canale.
Da associare ad un alimentatore 24Vdc/48Vdc.

INTERFACE FOR DIMMING 24Vdc/48Vdc
FOR STRIP LED
Maximum load 12Ax1CH.
To be associated with one driver 24Vdc/48Vdc.

CODE	A (mm)	D (mm)	H (mm)	L (mm)
105914.99	38	44	25	164

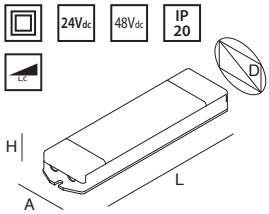

INTERFACCIA DI DIMMERAZIONE 24Vdc/48Vdc
PER STRIP LED
Massimo carico 10A.
Da associare ad un alimentatore 24Vdc/48Vdc.

INTERFACE FOR DIMMING 24Vdc/48Vdc
FOR LED STRIP
Maximum load 10A.
To be associated with one driver 24Vdc/48Vdc.

NEW

CODE	A (mm)	D (mm)	H (mm)	L (mm)
105923.99	36	41	20	140

OPTOISOLATORE PER BINARI 48Vdc (FORTY8, T-48 MINI, L-16 TRACK)
OPTO-INSULATOR FOR 48Vdc TRACKS (FORTY8, T-48 MINI, L-16 TRACK)

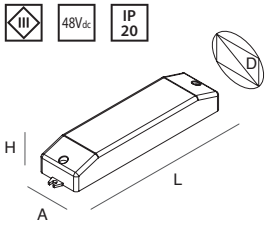

RIPETIRORE PER OPTOISOLARE IL BUS DALI IN INGRESSO
Dispositivo obbligatorio nel caso di utilizzo
di CENTRALINA DALI, interfaccia pulsante 18908.99
o DALI repeater 18906.99.
Alimentazione 48Vdc, potenza assorbita 10W.
Corrente max in uscita BUS DALI 250mA.
Corrente DALI in ingresso 4mA in standby.
Protezione contro i picchi di tensione all'ingresso e in uscita.

REPEATER TO OPTO-INSULATE THE DALI BUS INPUT SIGNAL
Mandatory in case of using DALI CONTROL UNIT,
button interface 18908.99 or DALI repeater 18906.99.
Power supply 48Vdc, absorbed power 10W.
Max current output BUS DALI 250mA.
Input current DALI, 4mA on Standby.
Protection against voltage peaks at input and output.

CODE	A (mm)	D (mm)	H (mm)	L (mm)
101320.99	42	51	29	180

Prevederne uno per ogni generatore di segnale DALI
Provide one for each DALI signal generator

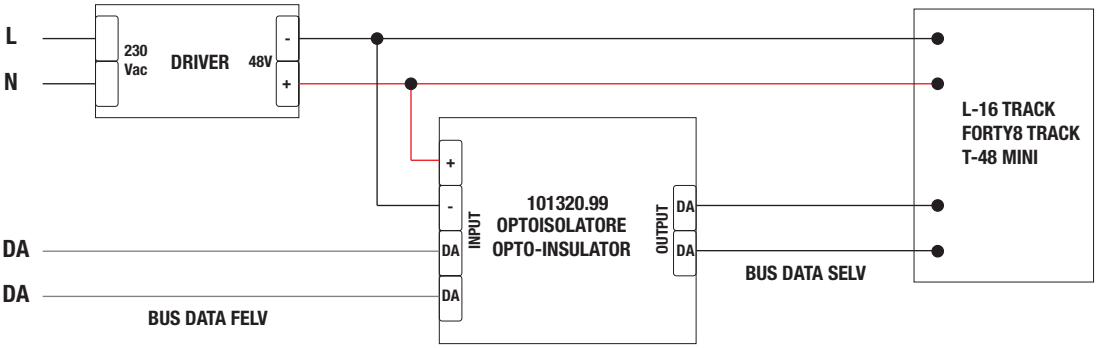

GESTIONE LUCE
LIGHT MANAGEMENT

DISPOSITIVI E SISTEMI DI CONTROLLO PER LA GESTIONE E LA DIMMERAZIONE DI APPARECCHI E STRIP LED:
- Schemi di dimmerazione per apparecchi DALI, PUSH, 0-10V e 1-10V ..... pag. 428
- Dispositivi per la gestione PUSH DIMM di apparecchi DALI (DALI PCU e DALI Repeater) ..... pag. 428
- Interfacce di controllo per binari 48V ..... pag. 429
- Sistema di gestione GIADA SYSTEM ..... pag. 430
- Sistema di gestione DALI PROFESSIONAL ..... pag. 432
- Sistema di gestione DALI LIGHT IOT ..... pag. 434
- Gestione STRIP LED: sistemi di controllo ..... pag. 436

CONTROL DEVICES AND SYSTEMS FOR MANAGING AND DIMMING FIXTURES AND STRIP LED:
- Dimming diagrams for DALI, PUSH, 0-10V and 1-10V fixtures ..... pag. 428
- Devices for PUSH DIMM management of DALI fixtures (DALI PCU and DALI Repeater) ..... pag. 428
- Control interfaces for 48V tracks ..... pag. 429
- GIADA SYSTEM control system ..... pag. 430
- DALI PROFESSIONAL control system ..... pag. 432
- LIGHT IOT DALI control system ..... pag. 434
- STRIP LED management: control systems ..... pag. 436

PUSH DIMM

3 anni years

PULSANTE DIGITALE DALI PCU E DALI REPEATER

La tecnologia di dimmerazione digitale DALI offre la possibilità di regolare l'intensità della luce emessa mediante un pulsante normalmente aperto. Questo tipo di controllo gestisce la dimmerazione degli apparecchi fisicamente connessi con un conduttore al pulsante.
Il collegamento deve essere realizzato secondo il criterio di raggruppamento desiderato.
Il numero di alimentatori controllabili, collegati allo stesso BUS, dipende dalla marca dell'alimentatore.
Completano la funzionalità del controllo attraverso pulsante, l'interfaccia DALI PCU e il DALI REPEATER.
L'interfaccia DALI PCU consente la regolazione ed accensione manuale degli apparecchi DALI tramite un pulsante normalmente aperto. Permette il controllo fino a 25 alimentatori: gli stessi sono controllabili da più punti (n.3 max DALI PCU passive), alimentati direttamente attraverso la linea DALI. È inoltre possibile collegare fino a 4 unità attive in parallelo (fino a 100 alimentatori), sincronizzandole automaticamente.
Il dispositivo DALI REPEATER consente la gestione di un numero maggiore di alimentatori (fino a 64), rispetto all'utilizzo di un pulsante NA e di incrementare le lunghezze dei cavi di collegamento fino a 300 m per ogni DALI REPEATER. Gli alimentatori connessi al DALI REPEATER costituiscono un unico gruppo.
DALI REPEATER può gestire 64 alimentatori, oppure altri DALI REPEATER in cascata.



DALI PCU DIGITAL BUTTON AND DALI REPEATER

DALI digital dimming technology allows the adjustment of the light intensity through a NO push button.
Such control manages the dimming of the devices physically connected with an electrical conductor to the button.
The connection must be made according to the desired grouping criterion.
The number of controllable drivers, connected to the same BUS, may vary according to the brand of the power supply.
The functionality of the control by push-button is completed by the DALI PCU interface and the DALI REPEATER.
The DALI PCU interface allows manual adjustment and switching-on of DALI devices using a NO button. It allows the control of up to 25 drivers: they can be controlled from several points (max nos. 3 passive DALI PCU), via a DALI control cable. Nos. 4 interconnectable active devices (up to 100 drivers), connected in parallel, can be synchronized with each other automatically.
The DALI REPEATER device allows to manage a bigger number of power supplies (up to 64), compared to using a NO button and to increase the lengths of the connection cables up to 300 m for each DALI REPEATER. The power supplies connected to the DALI REPEATER constitute a single group.
DALI REPEATER can manage 64 power supplies, or other DALI REPEATERS in a cascade.

IP 20 PUSH

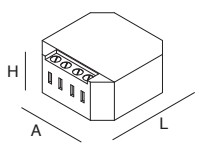

PULSANTE DIGITALE DALI PCU

DALI PCU DIGITAL BUTTON

CODE	A (mm)	H (mm)	L (mm)
105926.99	48	22	48

IP 20 PUSH

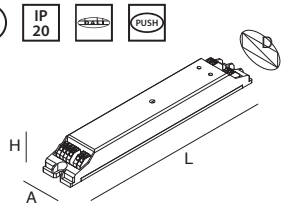

DALI REPEATER
amplificatore per sistema DALI

DALI REPEATER
amplifier for DALI system

CODE	A (mm)	D (mm)	H (mm)	L (mm)
18906.99	30	37	21	189

INTERFACCE DI CONTROLLO PER BINARI 48V
CONTROL INTERFACES FOR 48V TRACKS

NEW

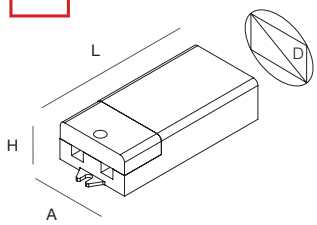

INTERFACCIA PUSH DALI
PER BINARI 48V
Il Controller permette di gestire in broadcast tramite pulsante NA massimo 64 apparecchi DALI su binari FORTY8, T-48 MINI e L-16 TRACK. Potenza assorbita 4W.
Alimentatore elettronico 48V SELV da ordinare separatamente.

INTERFACE PUSH DALI
FOR TRACK 48V
The controller allows to manage in broadcast via N.O. push button max 64 DALI fixtures on tracks FORTY8,
T-48 MINI and L-16 TRACK.
Power absorbed 4W. Electronic driver 48V SELV to be ordered separately.

CODE	A (mm)	D (mm)	H (mm)	L (mm)
105924.99	44	50	23	105

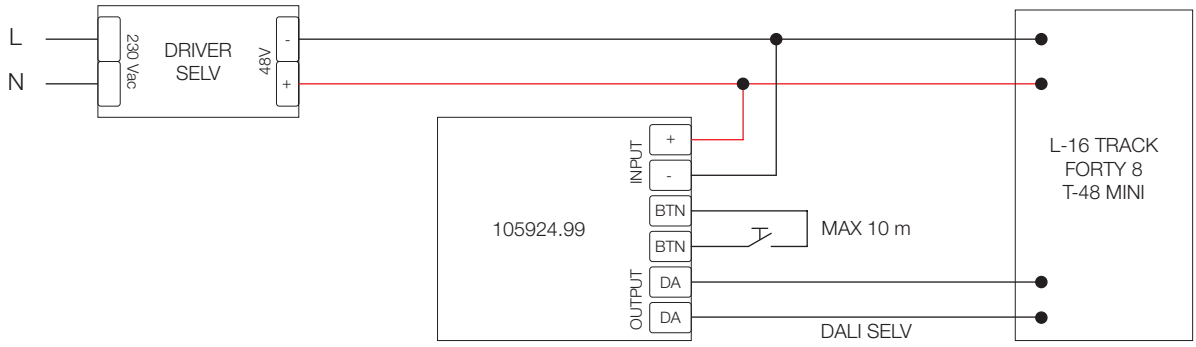

NEW

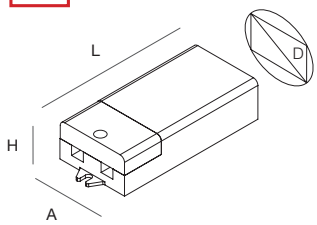

INTERFACCIA CASAMBI/TUYA/ALEXA
PER BINARI 48V
Il dispositivo controllato da bluetooth e WiFi permette di gestire massimo 64 apparecchi DALI in broadcast oppure massimo 8 apparecchi indirizzabili, su binari FORTY8, T-48 MINI e L-16 TRACK.
Il dispositivo può essere controllato sia tramite App CASAMBI sia da App TUYA con comandi vocali ALEXA (dispositivi ALEXA non forniti).
Potenza assorbita 10W.
Alimentatore elettronico 48V SELV da ordinare separatamente.

INTERFACE CASAMBI/TUYA/ALEXA
FOR TRACK 48V
The device controlled by bluetooth and WiFi allows to manage up to 64 DALI fixtures in broadcast or maximum 8 fixtures addressable, on tracks FORTY8, T-48 MINI and L-16 TRACK.
The fixture can be controlled either via CASAMBI App both from TUYA App with ALEXA voice commands (ALEXA devices are not provided).
Power absorbed 4W. Electronic driver 48V SELV to be ordered separately.

CODE	A (mm)	D (mm)	H (mm)	L (mm)
105925.99	44	50	23	105

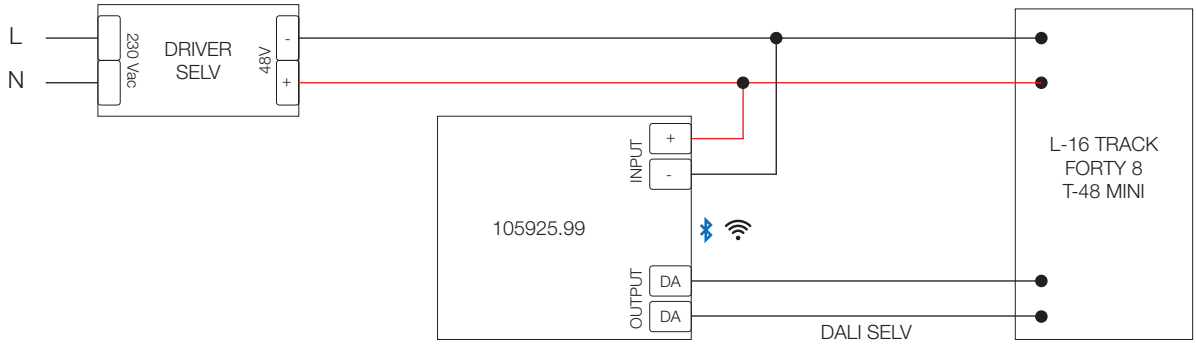

GIADA SYSTEM NEW

Un sistema di domotica lighting in wireless IOT per regolare, comandare e gestire qualsiasi fonte di luce da un dispositivo remoto. E' possibile interfacciare GIADA SYSTEM con Alexa o Google Home per sfruttare il controllo vocale dei dispositivi.

IOT wireless home automation lighting system to adjust, control and manage any light source from a remote device. You can interface GIADA SYSTEM with Alexa or Google Home to take advantage of the device voice control.

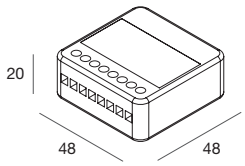

MODULO DIMMERABILE TAGLIO DI FASE MAX 200W
1 canale, a tensione di rete.
Controllo mediante app o pulsante

PHASE CUT DIMMABLE MODULE MAX 200W
1 channel, at mains voltage.
Control by app or button.

CODE **105916.99**

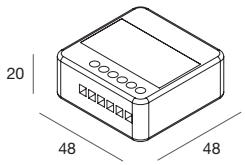

MODULO DIMMERABILE PER STRIP LED BIANCHE
max 6A
1 canale, in tensione costante.
Controllo mediante app o pulsante.

DIMMABLE MODULE FOR WHITE LED STRIP
max 6A
1 channel, at constant voltage.
Control by app or button.

CODE **105917.99**

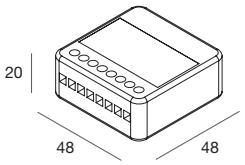

MODULO DIMMERABILE PER STRIP LED TUNABLE WHITE
max 6A totali
2 canali, in tensione costante.
Controllo mediante app o pulsante.

DIMMABLE MODULE FOR TUNABLE WHITE LED STRIP
max 6A total
2 channels, at constant voltage.
Control by app or button.

CODE **105918.99**

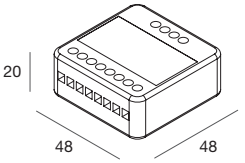

MODULO DIMMERABILE PER STRIP LED RGB
max 6A totali
3 canali, in tensione costante.
Controllo mediante app o pulsante.

DIMMABLE MODULE FOR RGB STRIP LED
max 6A total
3 channels, at constant voltage.
Control by app or button.

CODE **105919.99**

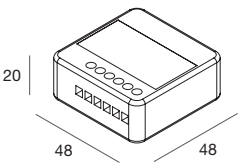

MODULO DIMMERABILE PER APPARECCHI A 350mA
1 canale, in corrente costante.
Controllo mediante app o pulsante.

DIMMABLE MODULE FOR 350mA FIXTURES
1 channel, at constant current.
Control by app or button.

CODE **105920.99**

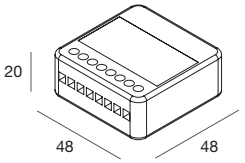

MODULO DIMMERABILE PER APPARECCHI A 350mA
2 canali, in corrente costante.
Controllo mediante app o pulsante.

DIMMABLE MODULE FOR 350mA FIXTURES
2 channels, at constant current.
Control by app or button.

CODE **105921.99**

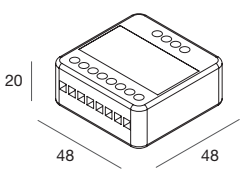

MODULO DIMMERABILE PER APPARECCHI A 500mA
1 canale, in corrente costante.
Controllo mediante app o pulsante.

DIMMABLE MODULE FOR 500mA FIXTURES
1 channel, at constant current.
Control by app or button.

CODE **105922.99**

MODULO GIADA SYSTEM A TENSIONE DI RETE PER SORGENTI TRIAC/IGBT
MAINS VOLTAGE GIADA SYSTEM MODULE FOR TRIAC/IGBT SOURCES

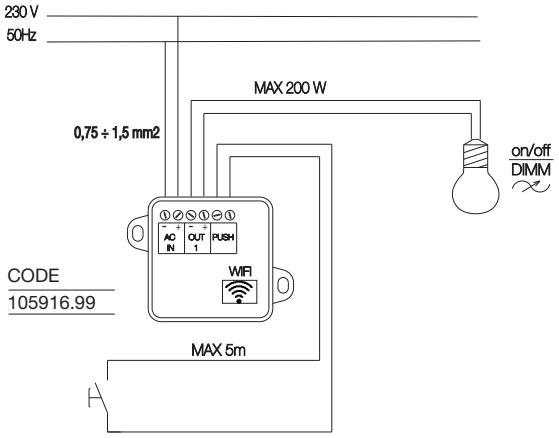

IMPIEGHI SINGOLI MODULI GIADA SYSTEM PER STRIP LED
SINGLE USE GIADA SYSTEM MODULES FOR LED STRIP

	WHITE		TW	RGB
	24V	48V	24V	24V
105917.99	144W	288W		
105918.99			144W	
105919.99				144W

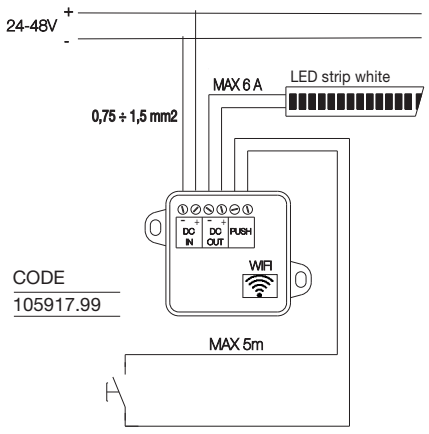

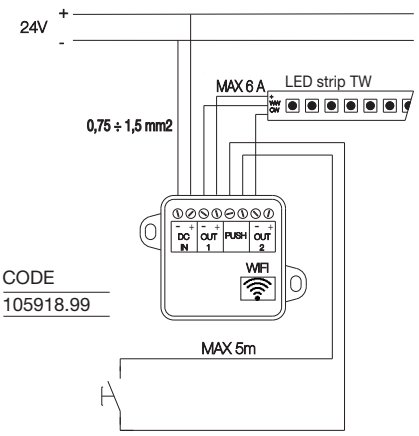

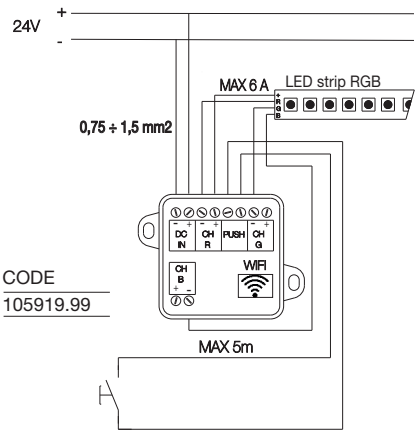

IMPIEGHI SINGOLI MODULI GIADA SYSTEM PER FARETTI
SINGLE USE GIADA SYSTEM MODULES FOR SPOTLIGHTS

	KONE								WELL		MINI WELL		SLIM				NEW STEP	
	5W		7W		10W		18W		10W		10W		9W		13W		2W	
	24V	48V	24V	48V	24V	48V	24V	48V	24V	48V	24V	48V	24V	48V	24V	48V	24V	48V
105920.99			1	2										1		1		
105921.99			2	4										2		2		
105922.99	2	4			1	2		1	1	2	2	4					6	12

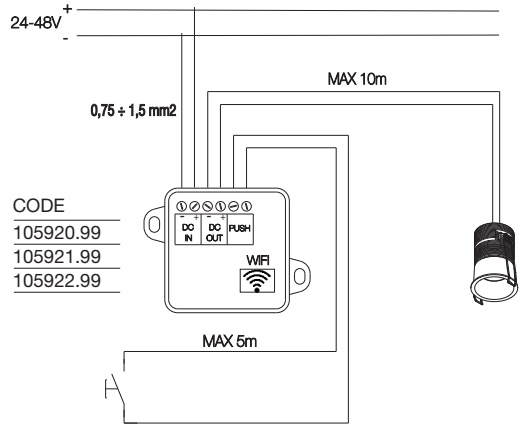

DALI PROFESSIONAL CONTROL SYSTEM

La centralina DALI PROFESSIONAL consente il massimo risparmio energetico, genera un sistema flessibile e adattabile anche alle esigenze future, e può essere ampliato o implementato con sensori, interfacce pulsante e relè per controllare accensioni di apparecchi non DALI.
Mediante la gestione con smartphone e connessione WIFI (la rete WIFI deve essere comune alla rete LAN della centralina) è possibile suddividere la gestione dell'impianto per competenze di ogni singolo utente.
E' possibile gestire raggruppamenti e/o singoli apparecchi, aree o la totalità dell'impianto.
Ogni centralina è in grado di controllare un massimo di 256 driver (suddivisi in 4 bus da 64 indirizzi ciascuno), inclusi i sensori, e fino a 16 gruppi, inclusi sistemi di rilevamento luce diurna e presenza. Sia i sensori che le interfacce pulsante non richiedono alimentazioni esterne ma sono alimentati direttamente dal BUS DALI.
Tramite l'orologio in tempo reale integrato (RTC), è possibile generare timer e variazioni di scene automatiche. L'orologio viene mantenuto aggiornato mediante la batteria tampone, anche in assenza temporanea di alimentazione.
Il sistema si interfaccia con sensori di presenza e luminosità per altezze da 2 a 5 metri, specifici sensori di movimento dedicati all'uso di edifici con altezze fino a 13 metri e interfacce per pulsanti NA (Coupler) in grado di gestire singoli apparecchi, gruppi, scene o sequenze.
Il sistema è compatibile per la gestione di apparecchi Tunable White, RGB e RGBW, sia DT6 che DT8.
Impostando le coordinate geografiche del luogo di installazione si possono automatizzare eventi legati a orari di alba e tramonto generando Timer adattivi alle stagioni.
E' compatibile con tutti i driver DALI e mediante l'uso di DALI repeater è possibile gestire più apparecchi in broadcast utilizzando un solo indirizzo.
Il sistema è in grado di gestire apparecchi ON-OFF, utilizzando dei relè controllabili DALI SWITCH SO a 3 canali fino a 6A per canale.
La programmazione avviene mediante software dedicato e richiede l'uso di un PC Windows.

The DALI PROFESSIONAL control unit allows maximum energy savings, generates a flexible system that can be adapted to future needs,
and can be extended or implemented with sensors, button interfaces and relays to control the switches of non-DALI fixtures.
Through the management with smartphone and WIFI connection (the WIFI network must be common to the LAN network of the central unit) it is possible to subdivide the management of the plant for the skills of each individual user.
It is possible to manage groupings and/or individual fixtures, areas or the whole plant.
Each control unit is able to control a maximum of 256 drivers (divided into 4 BUS of 64 addresses each) including sensors, and up to 16 groups, including light and presence detection systems. Both sensors and button interfaces do not require external power supplies but are powered directly by the DALI BUS.
With the integrated real-time clock (RTC), timers and automatic scene variations can be generated. The watch is kept up to date by means of the backup battery, even in the temporary absence of power.
The system interfaces with presence and light sensors for heights from 2 to 5 meters, specific motion sensors dedicated to the use of buildings with heights up to 13 meters, and NO button interfaces (Coupler) capable of handling individual fixtures, groups, scenes or sequences. The system is compatible for the management of Tunable White, RGB and RGBW fixtures, both DT6 and DT8.By setting the geographical coordinates of the installation site you can automate events related to sunrise and sunset times generating Timers adaptive to the seasons.
It's compatible with all DALI drivers and through the use of DALI repeaters you can manage multiple broadcast devices using just one address. The system is able to manage ON-OFF devices, using DALI SWITCH SO controllable relays with 3 channels up to 6A per channel.
The programming is carried out via a dedicated software and requires the use of a Windows PC.

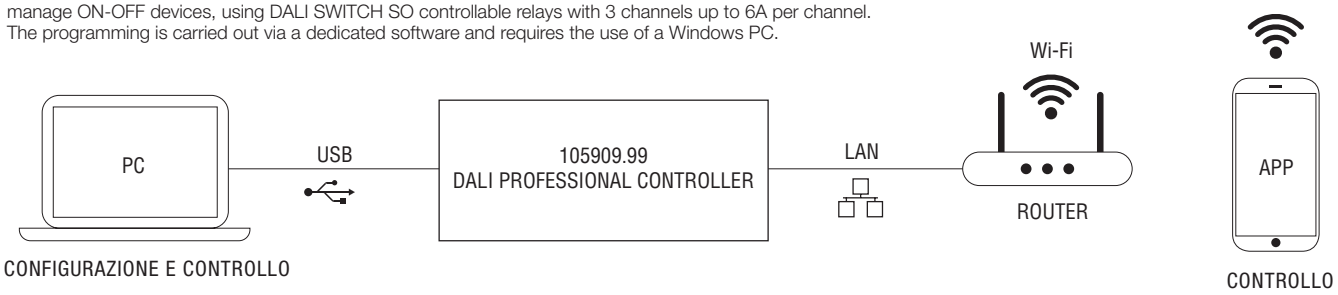

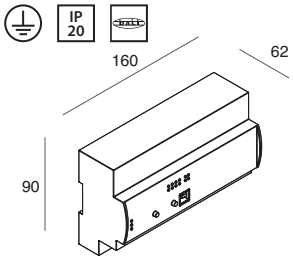

CENTRALINA DALI PROFESSIONAL RTC
Per installazione su barra DIN. Gestibili max 256 alimentatori DALI (suddivisi su 4 BUS da 64 indirizzi). Gestione RGB, RGBW, Tunable White, Timer astronomico, RTC, ciclo circadiano ecc.

DALI PROFESSIONAL RTC CONTROL UNIT
For DIN rail installation. Max 256 DALI power supplies can be managed (divided into 4 BUS 64-address buses). Management RGB, RGBW, Tunable White, Astronomical Timer, RTC, circadian cycle etc.

CODE
105909.99

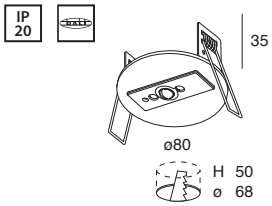

SENSORE DALI INCASSO
Sensore DALI di luce ambientale e rilevatore di presenza, per installazione da incasso con molle. Altezza di installazione 2-5 m.

RECESSED DALI SENSOR
DALI light sensor and presence detector, for recessed installation with clips. Installation height 2-5 m.

CODE
105903.99

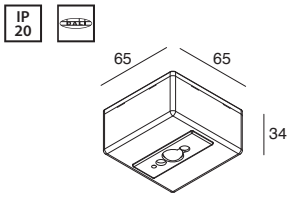

SENSORE DALI PLAFONE
Sensore DALI di luce ambientale e rilevatore di presenza, per installazione a soffitto.
Altezza di installazione 2-5 m.

SURFACE MOUNTING DALI SENSOR
DALI light sensor and presence detector, for ceiling installation. Installation height 2-5 m.

CODE
105904.99

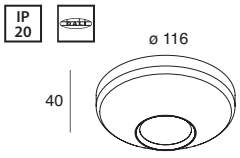

SENSORE HIGH BAY DALI PLAFONE
Sensore DALI di luce ambientale e rilevatore di presenza, per installazione a soffitto.
Altezza di installazione 3-10 m.

SURFACE MOUNTING HIGH BAY DALI SENSOR
DALI light sensor and presence detector, for ceiling installation. Installation height 3-10 m.

CODE
105910.99

IP 20

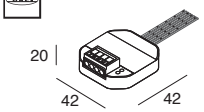

COUPLER DALI
Interfaccia di gestione per max 4 pulsanti NA. Controllo scene, gruppi, abilitazione sensori, timer ecc. programmati tramite software.

COUPLER DALI
Management interface for max 4 NA buttons. Control scenes, groups, enabling sensors, timers etc. programmed by software.

CODE

105907.99	

IP 20

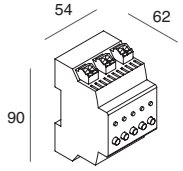

DALI SWITCH
Dispositivo di controllo DALI per accensione e spegnimento indipendente di max 3 indirizzi ON/OFF o provvisti di lampade tradizionali non dimmerabili. Per installazione su barra DIN. Alimentazione dedicata 24 Vdc (cod. 105912.99) da ordinare a parte.

DALI SWITCH
DALI control device for independent switching on and off of up to 3 ON/OFF addresses or equipped with traditional non dimmable lamps. For installation on DIN rail.
Dedicated power supply 24 Vdc (cod. 105912.99) to be ordered separately.

CODE

105911.99	

IP 20

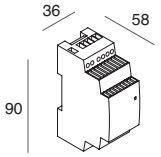

ALIMENTATORE 24V PER DALI SWITCH
Per installazione su barra DIN.

24V POWER SUPPLY FOR DALI SWITCH
For installation on DIN rail.

CODE

105912.99	

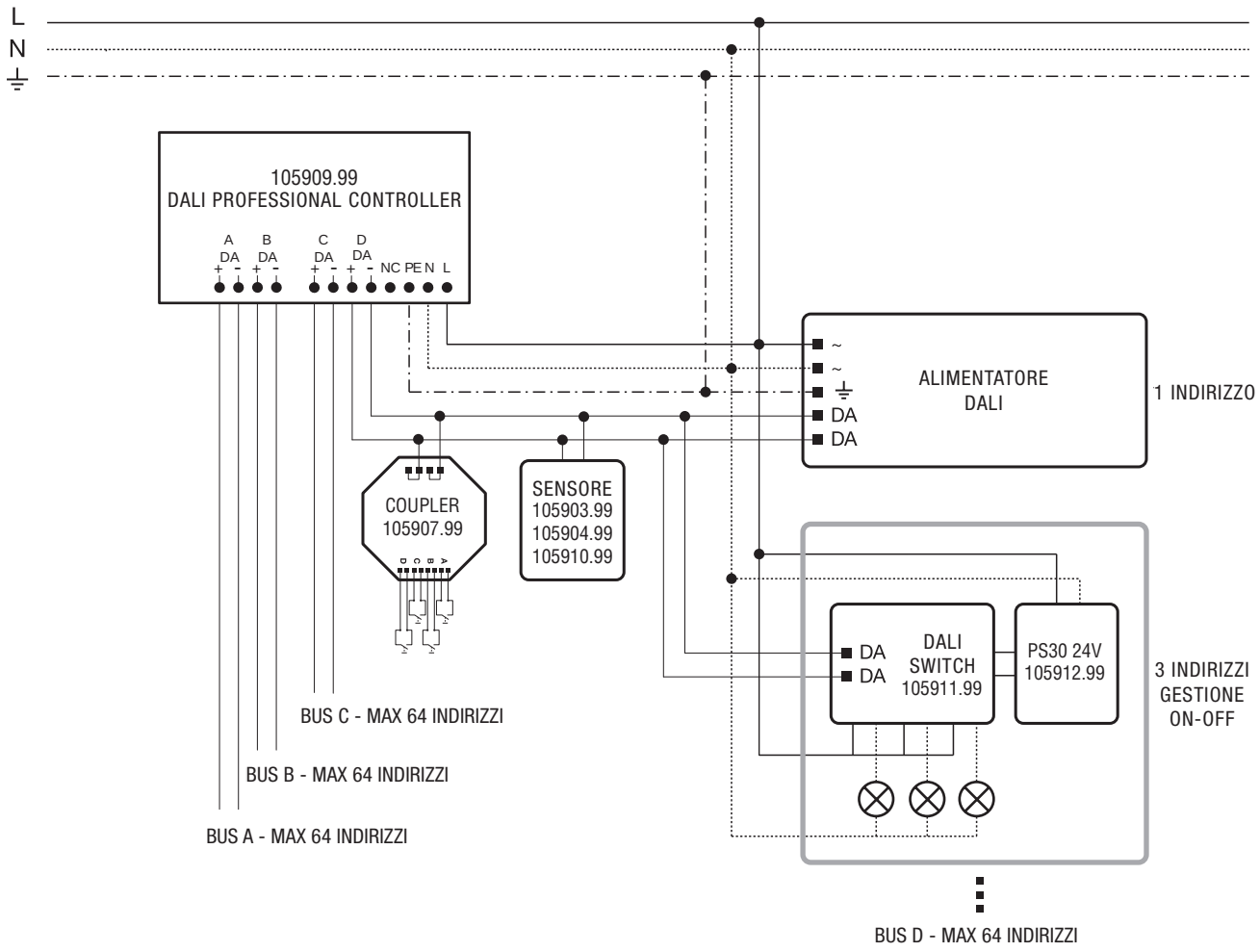

LIGHT IOT DALI CONTROL SYSTEM

LIGHT IOT
CONFIGURAZIONE / CONFIGURATION

LIGHT IOT
CONTROLLO / CONTROL



DALI BLUETOOTH®

Le centraline DALI BT (per uso indipendente o per installazione in scatola sotto traccia), con interfaccia integrata Bluetooth, permettono il controllo di 32 alimentatori DALI o DALI DT8, tramite smartphone (Android o IOS).
Tutte le funzioni di controllo e configurazione sono gestibili tramite 2 App, scaricabili dal market.

Sistema flessibile ed intuitivo che permette:
- Regolazione Plug&Play, senza utilizzo di smartphone: accensione e dimmerazione manuale in Broadcast, tramite pulsanti NA standard con impostazione e memorizzazione della quantità di luce necessaria (livello di setpoint).
- Creazione e memorizzazione di Max.4 Gruppi e Max.4 Scene richiamabili manualmente tramite Coupler (per 4 pulsanti NA) o tramite App.
Possibile regolazione delle scene tramite App di configurazione.
- Controllo automatico della luce combinato a regolazione manuale tramite pulsanti NA standard. Regolazione degli illuminamenti in funzione della luce ambiente e rilevazione di presenza, tramite Sensori DALI (da incasso/plafone), che non necessitano di alimentazione supplementare e alimentati via DALI.
- Controllo della temperatura di colore delle sorgenti Tunable White associate ad alimentatori DALI type 8 (DT8).

DALI BLUETOOTH®

The DALI BT control units (for independent use or for concealed box installation) with integrated Bluetooth interface, allow control of 32 DALI or DALI DT8 power supplies, via smartphone (Android or IOS).
All control and configuration functions can be managed via 2 Apps, available at the market

Flexible and intuitive system that allows:
- Plug & Play adjustment, without smartphone use: manual switching on and dimming in Broadcast, using standard NO buttons with setting and storage of the required amount of light (setpoint level).
- Creation and storage of Max.4 Groups and Max.4 Scenes that can be recalled manually via Coupler (for 4 NO buttons) or via App.
Possible setting of scenes through the configuration app.
- Automatic control of the combined light with manual adjustment via standard NO buttons. Adjustment of luminance levels according to the ambient light e presence detection via DALI sensors (recessed / ceiling-mounted), which do not require additional power and are powered via DALI.
- Colour temperature control of Tunable White sources associated with DALI type 8 power supplies (DT8).

IP 20 · PUSH

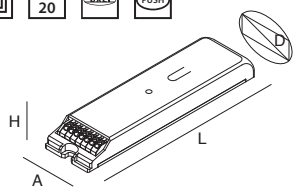

LIGHT IOT - CENTRALINA DALI BT1
ad uso indipendente. Gestibili n° max. 32 alimentatori DALI /DALI DT8.

LIGHT IOT- DALI BT1
For stand-alone use. Manages a max.n.32 DALI/DALI DT power supplies.

CODE	A (mm)	D (mm)	H (mm)	L (mm)
105901.99	30	38	21	108

IP 20 · PUSH

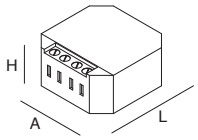

LIGHT IOT - CENTRALINA DALI BT2
per installazione in scatola sottotraccia.
Gestibili n° max. 32 alimentatori
DALI /DALI DT8

LIGHT IOT-DALI BT2
For flush box mounting. Manages a max. n.32 DALI/DALI DT8 (power supplies)

CODE	A (mm)	D (mm)	H (mm)	L (mm)
105902.99	48	-	22	49

IP 20

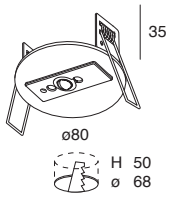

LIGHT IOT - Sensore DALI INCASSO
sensore di luce ambientale e rilevatore di presenza, per installazione ad incasso con molle.

LIGHT IOT- RECESSED DALI SENSOR
Ambience light sensor and presence detector, for recessed installation with clips.

CODE
105903.99

IP 20

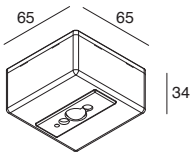

LIGHT IOT - Sensore DALI PLAFONE
sensore DALI di luce ambientale e rilevatore di presenza per installazione a soffitto.

LIGHT IOT - DALI Surface mounted
Dali ambient light sensor and presence detector, for surface mounted installation.

CODE
105904.99

IP 20

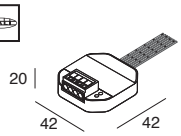

LIGHT IOT - Coupler DALI
interfaccia di gestione Scene o Gruppi per n° max 4 pulsanti NA.

LIGHT IOT - Coupler DALI
Scene or GROUP interface for a max. n.of 4 NO buttons.

CODE
105907.99

UTILIZZO BASE

BASIC USE

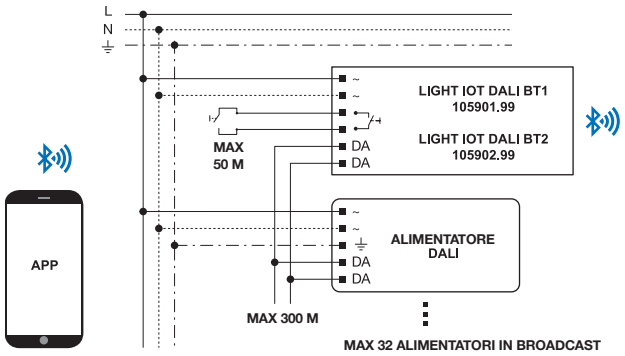

UTILIZZO BASE + SENSORE

BASIC USE + SENSOR

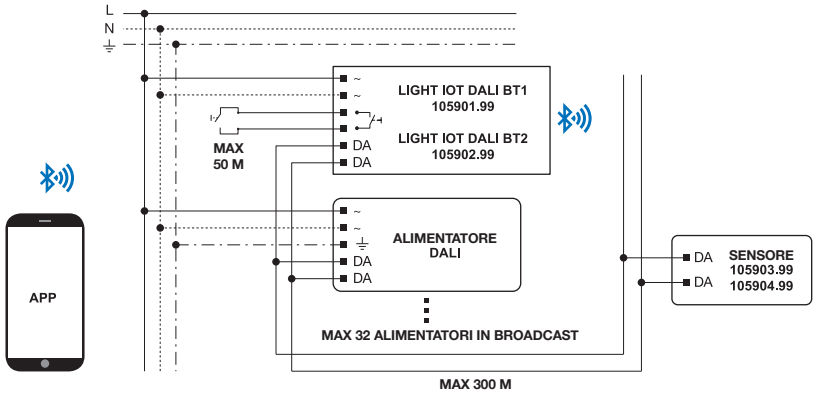

UTILIZZO AVANZATO CON GRUPPI

ADVANCED USE IN GROUPS

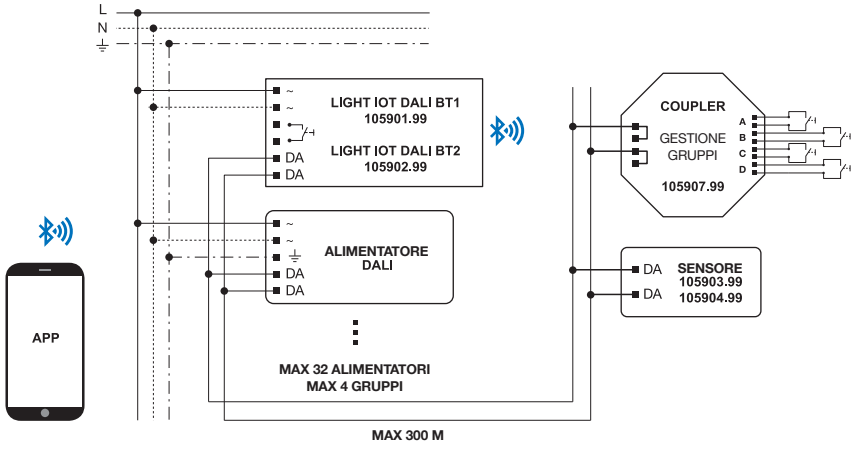

UTILIZZO AVANZATO CON GRUPPI E SCENE

ADVANCED USE WITH GROUPS AND SCENES

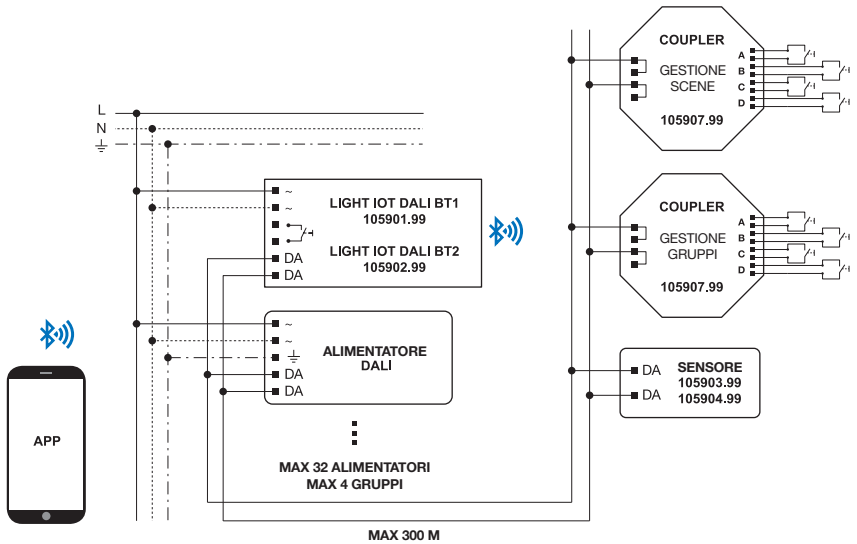

GESTIONE STRIP LED
STRIP LED MANAGEMENT

SISTEMI DI CONTROLLO - SISTEMA BASE / CONTROL SYSTEM BASIC

STRIP LED RGB

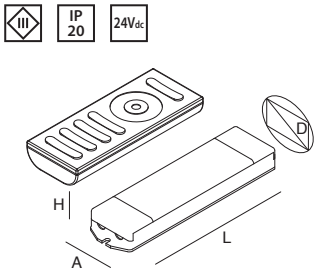

KIT DI CONTROLLO PER STRIP LED RGB
Sistema BASE completo di attuatore e telecomando. Non collegabili attuatori in cascata. Massimo carico 5Ax3 canali
Alimentatore 24Vdc da ordinare a parte.

CONTROL KIT FOR RGB STRIP LED
BASIC system with controller and remote control included. Not connectable controllers in cascade. Maximum load 5Ax3CH. Driver 24Vdc to be ordered separately.

CODE	A (mm)	D (mm)	H (mm)	L (mm)
16901.99	47	50	17	145

SISTEMI DI CONTROLLO - SISTEMA AVANZATO / CONTROL SYSTEM ADVANCED

STRIP LED WHITE, RGB, RGB+W, TUNABLE WHITE

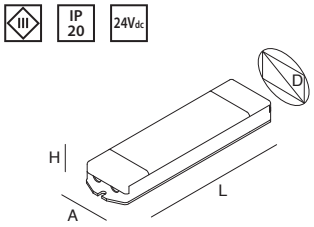

ATTUATORE DI CONTROLLO PER STRIP LED WHITE, RGB, RGB+W e TUNABLE WHITE
Sistema AVANZATO alimentatore 24Vdc, dispositivi di controllo (telecomando, controllo da parete od eventuale trasmettitore WiFi) da ordinare a parte. Massimo carico 5Ax4 canali

CONTROLLER FOR STRIP LED WHITE, RGB, RGB+W and TUNABLE WHITE
DRIVER ADVANCED System
driver 24Vdc, control units (remote control, wall-mounted or WiFi transmitter) to be ordered separately. Maximum load 5Ax4CH.

CODE	A (mm)	D (mm)	H (mm)	L (mm)
16905.99	46	65	22	178



TELECOMANDO PER STRIP LED WHITE
attuatore 16905.99 ed alimentatore 24Vdc da ordinare a parte. Controllo dell'intensità luminosa mediante pad capacitivo, pulsanti dedicati per portare velocemente l'intensità alla percentuale indicata (25%, 50%, 75%, 100%). Ogni telecomando può gestire fino ad un massimo di 4 gruppi e per ogni gruppo fino a 3 diverse scene, utilizzando i pulsanti corrispondenti (S1, S2 e S3). Trasmissione in radio frequenza. Necessita di 3 pile AAA.

REMOTE FOR MANAGING WHITE Strip LED
controller 16905 and driver 24Vdc to be ordered separately. Control of luminous intensity through a capacity pad, buttons dedicated for rapid increase of intensity to the selected parameter (25%, 50%,75%, 100%). Each remote control can manage up to a max. of 4 groups and up to 3 scenarios per each group by using the corresponding buttons (S1, S2 and S3). RF transmission. 3 AAA batteries are required.

CODE
16906.99



TELECOMANDO PER STRIP LED RGB e RGB+W
attuatore 16905.99 ed alimentatore 24Vdc da ordinare a parte. Controllo del colore mediante pad capacitivo, controllo della luminosità mediante pulsanti dedicati, possibilità di selezionare 10 show di transizione colore e sequenze colori differenti pre-caricati, oltre alla regolazione della velocità. Ogni telecomando può gestire fino ad un massimo di 4 gruppi e per ogni gruppo fino a 3 colori o 3 diverse scene utilizzando i pulsanti corrispondenti (S1, S2 e S3). Pulsante di richiamo rapido del colore bianco caldo, neutral e freddo. Necessita di 3 pile AAA. Trasmissione in radio frequenza.

REMOTE FOR MANAGING STRIP LED RGB and RGB+W
controller 16905.99 and driver 24Vdc to be ordered separately. Colour control through a capacity pad, control of luminous intensity through dedicated buttons, possibility to select 10 colour changing scenarios and sequences among those pre-uploaded, additionally to speed regulation. Each remote control can manage up to max. 4 groups and up to 3 colours or 3 different scenarios per each group by using the corresponding buttons (S1, S2 and S3). Quick recall button for cold white, neutral white and warm white. 3 AAA buttons are required. RF transmission.

CODE
16902.99

IP 20

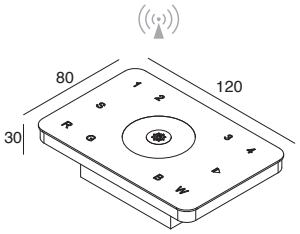

CONTROLLO DA PARETE PER STRIP LED RGB e RGB+W
da installare in scatola 503 (non inclusa). Attuatore 16905.99 ed alimentatore 24Vdc da ordinare a parte. Controllo del colore mediante pad capacitivo, controllo della luminosità mediante pulsanti dedicati, possibilità di selezionare 10 show di transizione colore e sequenze colori differenti pre-caricati, oltre alla regolazione della velocità. Ogni controllo può gestire fino a un massimo di 4 gruppi e per ogni gruppo fino a 4 colori o 4 diverse scene. Alimentazione del controllo da parete 220-240V 50/60Hz. Trasmissione in radio frequenza.

WALL- MOUNTED CONTROL UNIT FOR STRIP LED RGB AND RGB+W LED/M
to be installed in 503 box (not included). Controller 16905.99 and driver 24Vdc to be ordered separately. Control of colour through a capacity pad, control of luminous intensity through dedicated buttons, possibility to select 10 scenarios of colour changing and sequences among those pre-uploaded, additionally to speed regulation. Each remote control can manage up to max 4 groups and up to 4 colours and 4 different scenarios per each group. Power for wall mounted control at 220-240V 50/60Hz. RF transmission.

CODE
16911.99

IP 20



TELECOMANDO PER STRIP LED TUNABLE WHITE
Attuatore 16905.99 ed alimentatore 24Vdc da ordinare a parte. Controllo del colore della luce bianca mediante pad capacitivo, pulsanti dedicati per portare velocemente l'intensità alla percentuale indicata (25%, 50%, 75%, 100%). Il tasto centrale regola l'intensità mediante pressione prolungata. Ogni telecomando può gestire fino ad un massimo di 4 gruppi e per ogni gruppo fino a 3 diverse scene, utilizzando i pulsanti corrispondenti (S1, S2 e S3). Necessita di 3 pile AAA. Trasmissione in radio frequenza.

REMOTE FOR TUNABLE WHITE STRIP LED
Actuator 16905.99 and power supply24Vdc to be ordered separately. Colour control of white light by means of a capacitive pad with dedicated buttons to quickly bring the intensity up to the indicated percentage (25%, 50%, 75%, 100%). The central button regulates intensity by prolonged pressure. Each remote control can manage up to a maximum of 4 groups and for each group up to 3 different scenes, using the corresponding buttons (S1, S2 and S3). Requires 3 AAA batteries. RF transmission.

CODE
16910.99

IP 20

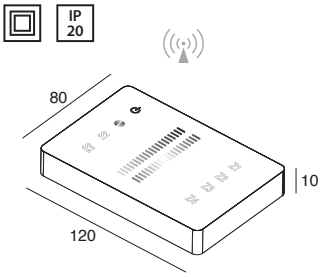

CONTROLLO DA PARETE PER STRIP LED TUNABLE WHITE
Da installare in scatola 503 (non inclusa). Attuatore 16905.99 ed alimentatore 24Vdc da ordinare a parte. Controllo del colore della luce bianca e dell'intensità mediante pad capacitivi. Ogni controllo può gestire fino a un massimo di 4 gruppi e per ogni gruppo fino a 2 diverse scene. Alimentazione del controllo da parete 220-240V 50/60Hz. Trasmissione in radio frequenza.

WALL MOUNTED CONTROL UNIT FOR TUNABLE WHITE STRIP LED
To be installed in a 503 box (not included). 16905.99 actuator and 24Vdc power supply to be ordered separately. Colour control of white light and intensity by means of capacitive pads. Each control can manage up to a maximum of 4 groups and for each group up to 2 different scenes. 220-240V 50 / 60Hz wall control power supply. RF transmission.

CODE
16909.99

III IP 20 24Vdc

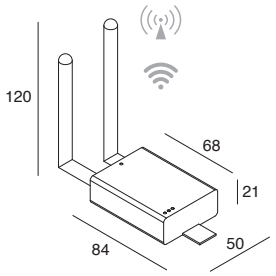

TRASMETTITORE WIFI
interfacciabile con dispositivi ANDROID e IOS
attuatore 16905.99 ed alimentatore 24Vdc da ordinare a parte. Tutte le funzioni di controllo possono essere gestite dall'App scaricabile dal market (tramite App si possono gestire fino ad un massimo di 8 gruppi). Nel dimensionamento della potenza dell'alimentatore, considerare 10W di potenza per l'alimentazione del trasmettitore WiFi. Trasmissione in radio frequenza.

WIFI TRANSMITTER
interface with ANDROID and IOS
controller 16905.99 and driver 24Vdc to be ordered separately. All control functions can be managed by an App available on the market for downloading (via App you can manage up to a maximum of 8 groups). While selecting the right driver, one should consider 10W needed to power the WiFi transmitter. RF transmission.

CODE
16904.99

III IP 20 24Vdc

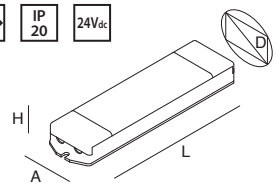

AMPLIFICATORE DI SEGNALE PER ATTUATORE 24V RGB/RGB+WHITE/ WHITE
alimentatore 24Vdc e Kit di controllo per Strip LED da ordinare a parte.
Massimo carico 5Ax4 canali.

AMPLIFIER FOR 24V CONTROLLER RGB/RGB+WHITE/ WHITE
driver 24Vdc and Control Kit
for Strip LED to be ordered separately.
Maximum load 5A x 4CH.

CODE	A (mm)	D (mm)	H (mm)	L (mm)
16908.99	46	65	22	178

OUTLIGHT

LISA



Lampada da terra per l'arredo giardino. LISA è una lampada versatile e trasportabile che dà libertà di scelta del flusso luminoso e della potenza, con lampadina intercambiabile E27.
Si integra con armonia a ogni contesto esterno donando una luce sobria e chic, il design ricorda le abat-jour da interni.

Floor lamp for garden decoration. LISA is a transportable and versatile lamp that gives the user freedom of choice in terms of luminous flux and power, with E27 interchangeable bulb. It blends in harmoniously with any outdoor context, providing a sober and chic light and its design riecalls the table lamps for interiors.

MAINS IP 44 5 anni years

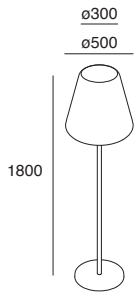

H (mm)	POWER (max)	Connection	
1800	40W	E27	**104801.13**



TILE



Applique LED per uso esterno in pressofusione di alluminio anodizzato e verniciato, colore grigio antracite. Nella versione monoemissione o biemissione, TILE ha il vantaggio di montare LED CCT con temperatura di colore selezionabile mediante selettore (3000K-3500K-4000K).

LED wall lamp for outdoor use in anodised and painted die-casted aluminium, in anthracite grey colour. In the single or double emission version, TILE has the advantage of mounting CCT LEDs with colour temperature selectable by means of a selector (3000K-3500K-4000K).

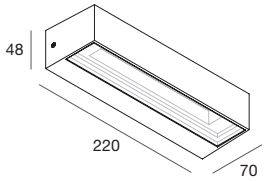

EMISSION	POWER	FLUX	
Single	12W	variable*	**101404.94**
Double	2x8W	variable*	**101405.94**

* Temperatura di colore delle sorgenti selezionabile con selettore

Source color temperature selectable with selector

LED colour	FLUX / POWER	
	12W	2x8W
3000K	980 lm	1330 lm
3500K	1000 lm	1370 lm
4000K	1020 lm	1410 lm



SOAP



Applique da esterno CRI>90 compatta ed elegante, con attacco per sorgenti GU10. La versione rettangolare è ideale per chi predilige linee regolari e decise, mentre la variante, dalla forma tondeggiante, è più indicata per armonizzarsi perfettamente con contesti dalle geometrie sinuose.

Compact and elegant CRI> 90 outdoor wall lamp with GU10 light fitting. The rectangular version is ideal for those who prefer regular and defined lines, while the variant, with a rounded shape, is more suitable to perfectly harmonise contexts characterised by sinuous geometries.



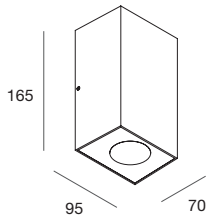

SOAP L

EMISSION	POWER (max)	Connection	
Single	16W	GU10	**110003.94**
Double	16W	GU10	**110004.94**

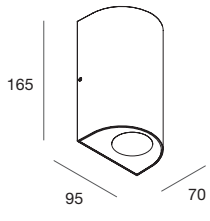

SOAP R

EMISSION	POWER (max)	Connection	
Single	16W	GU10	**110001.94**
Double	16W	GU10	**110002.94**



SOLE



Punto luce perfetto per valorizzare le facciate esterne con un'illuminazione radente a doppia emissione. SOLE è un'efficiente applique di notte e un gradevole elemento decorativo di giorno.

Light point ideal for enhancing outdoor façades with a double emission wall grazing lighting. SOLE is an effective wall lamp by night and an attractive decorative element by day.



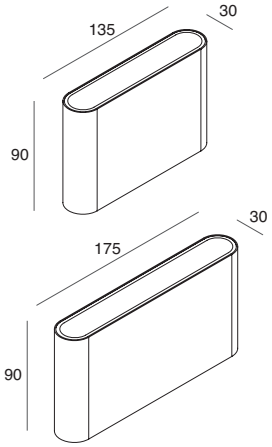

POWER	FLUX		
2X3W	variable*	**109201.01**	**.94**
2X5W	variable*	**109202.01**	**.94**

* Temperatura di colore delle sorgenti, selezionabile con selettore

Source color temperature, selectable with selector

LED colour	FLUX / POWER	
	2x3W	2x5W
3000K	530 lm	940 lm
4000K	625 lm	1015 lm
5700K	680 lm	1060 lm



DROP



Applique da esterno CRI>90 dal gradevole comfort visivo.
Apparecchio luminoso outdoor Novalux con fascio di luce stretto nelle versioni monoemissione e biemissione.
Corpo in lega di alluminio, verniciato bianco o grigio antracite, per adattarsi alle diverse tipologie di superfici.

CRI>90 outdoor wall lamp with a pleasant visual comfort.
Novalux outdoor luminaire with narrow light beam in the single emission and double emission versions.
Body in aluminium alloy, painted white or anthracite grey, to suit different types of surfaces.

IP 54

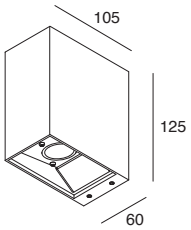

EMISSION	POWER	FLUX	3000K □	■
Double	2x5W	880 lm	**104601.01**	**.94**
Single	5W	440 lm	**104603.01**	**.94**





DROP FLAT



Apparecchio Novalux CRI>90 da parete per illuminazione esterna dall'aspetto essenziale. Corpo in lega di alluminio, verniciato bianco o grigio antracite, per adattarsi alle molteplici tipologie di superfici.

Novalux CRI>90 wall luminaire for outdoor lighting with a minimal aspect. Body in aluminium alloy, painted white or anthracite grey, to suit different types of surfaces.



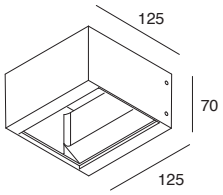

POWER	FLUX	3000K ☐	■
9W	650 lm	**104602.01**	**.94**



TECA



Applique con attacco E27: TECA è un prodotto decorativo Novalux per l'illuminazione da esterno, provvisto di corpo e base in lega di alluminio verniciata
a polvere con vetri extrachiari trasparenti. Conferisce un'atmosfera accogliente a qualunque terrazzo o giardino.

Wall lamp with E27 bulb holder: TECA is a Novalux decorative outdoor lighting product, featuring a powder-coated aluminium alloy body and base with extra clear glass. It gives a cosy atmosphere to any terrace or garden.

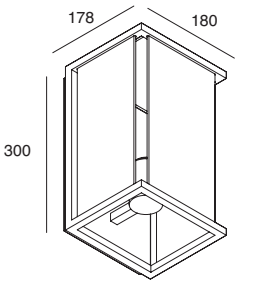

H (mm)	POWER (max)	Connection	
300	15W	E27	**107601.94**

DISC



DISC è un bollard LED IP65 per installazione outdoor a luce diretta. Costituito da un testa palo, che nasconde alla vista la sorgente LED, diffonde un morbido e suggestivo fascio di luce che illumina il suolo senza abbagliare o disturbare l'ambiente circostante.

DISC is an IP65 LED bollard for outdoor use with direct light. Consisting of a pole head, which hides the LED source from view, it diffuses a soft and pleasant beam of light that illuminates the ground without dazzling or disturbing the surrounding environment.



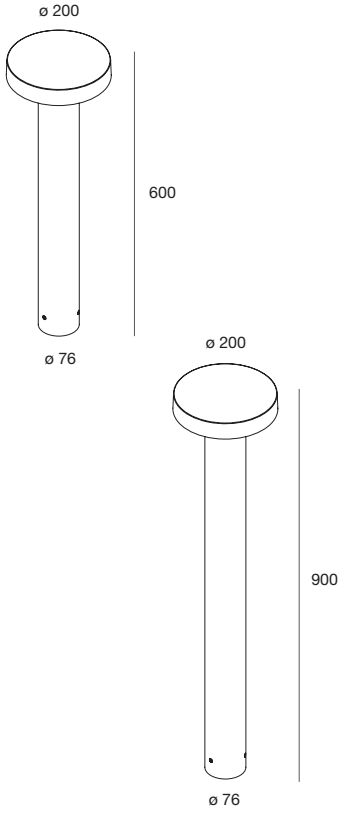

H (mm)	POWER	FLUX	3000K
600	13W	880 lm	**110601.94**
900	13W	880 lm	**110602.94**



LYTUS



Bollard LED IP65 dalla struttura solida e minimale. L'elemento che contiene la sorgente LED, posto in cima al paletto, ha la possibilità di essere posizionato verso il basso per un'illuminazione simmetrica, oppure può essere orientato di 45° trasformandosi in un paletto ad emissione asimmetrica.

IP65 LED bollard with a solid and minimal structure. The element that contains the LED source, placed on top of the pole, has the possibility of being positioned downwards for symmetrical lighting, or it can be oriented at 45°, transforming itself into an asymmetrical emission pole.



IP 65

5 anni years

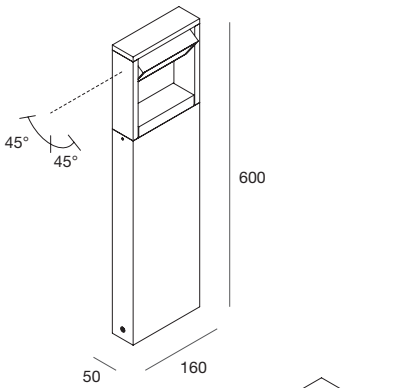

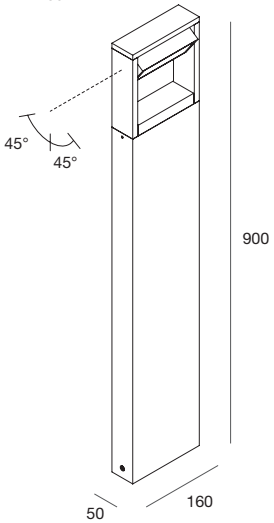

H (mm)	POWER	FLUX	3000K
600	7W	440 lm	**110501.94**
900	7W	440 lm	**110502.94**



GLASS



Apparecchio di illuminazione outdoor per sorgenti E27 che può creare diversi scenari luminosi in base alla scelta del vetro che racchiude la lampadina: colore ambrato per atmosfere calde e avvolgenti, colore fumé per integrarsi con l'ambiente in maniera più sobria e discreta.

Outdoor lighting device for E27 sources that can create different lighting scenarios based on the choice of the glass colour that encloses the bulb: an amber colour for warm and enveloping atmospheres, a smoky colour to integrate with the environment in a more sober and discreet way.



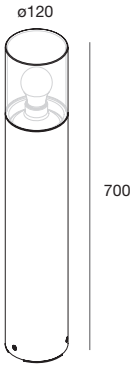

H (mm)	VERSION	POWER (max)	Connection	
700	fumè/smoked	8W	E27	**110701.94**
700	ambra/amber	8W	E27	**110702.94**



TITTI



Lampada LED ricaricabile con batteria al litio provvista di pulsante per la regolazione del flusso luminoso. TITTI è la lampada outdoor Novalux che dà un tocco divertente all'ambiente: appoggiata su un tavolino in terrazzo, montata alla parete del balcone, oppure sospesa fra gli alberi del giardino mimetizzata nella natura.

Rechargeable LED lamp with lithium battery and push-button for luminous flux adjustment. TITTI is the Novalux outdoor lamp that gives a fun touch to the environment: placed on a table on the terrace, mounted on the wall of the balcony, or suspended among the trees in the garden camouflaged in nature.

PUSH · GRUPPO 0 · IP 54 · 3 anni years * Esclusa batteria Excluding battery

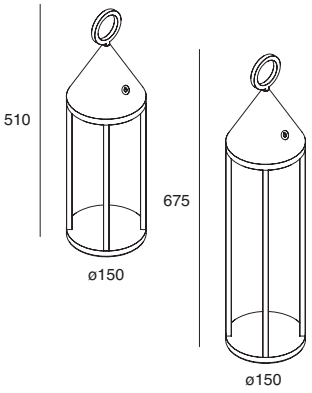

H (mm)	POWER	FLUX	3000K ☐
510	2W	168 lm	**107701.01**
670	2W	168 lm	**107702.01**

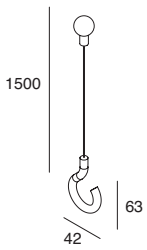

SOSPENSIONE
da avvolgere, con terminali a gancio e contrappeso.

SUSPENSION
For rolling, with hook terminals and counterweight.

☐	L (mm)
107703.01	1500

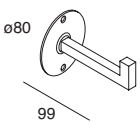

GANCIO A PARETE

WALL HOOK

☐
107704.01



ZENIT NEW



Apparecchio ad incasso Novalux calpestabile, da terreno e pavimento. La soluzione luminosa outdoor perfetta per valorizzare architetture e vegetazione, o per creare percorsi luminosi. ZENIT è un apparecchio LED IP67 affidabile, carrabile e resistente agli agenti atmosferici.

Novalux ground and floor recessed luminaire. The ideal outdoor lighting solution to enhance architecture and plants or to create light paths. ZENIT is a reliable, vehicle-accessible and weatherproof IP67 LED luminaire.



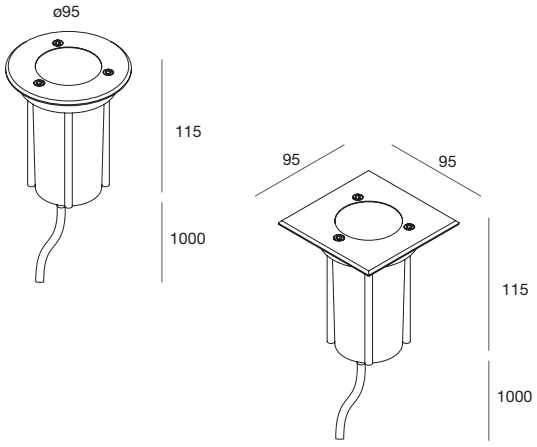

TONDO

BEAM	POWER	FLUX	3000K
15°	5W	353 lm	**111301.09**
50°	5W	359 lm	**111302.09**

QUADRATO

BEAM	POWER	FLUX	3000K
15°	5W	353 lm	**111303.09**
50°	5W	359 lm	**111304.09**

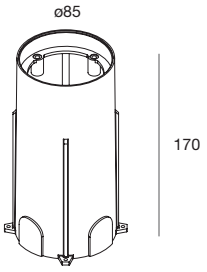

CASSAFORMA
In polietilene.
Accessorio obbligatorio.

RECESSED BOX
Made of polyethylene.
Mandatory accessory.

111305.99



AZIMUT NEW



AZIMUT, grazie alla sua emissione di luce radente, è la scelta perfetta per valorizzare e delimitare spazi outdoor con effetto non abbagliante.
Apparecchio LED IP67 da esterno, calpestabile, da incasso a terra, disponibile con fascio luminoso singolo o doppio.

Thanks to its grazing light emission, AZIMUT is the perfect choice for enhancing and delimiting outdoor spaces with a non-glare effect.
Outdoor, ground-recessed IP67 LED fixture available with single or double light beam.

5 anni / years · GRUPPO 0 · CRI >90 · 220-240V 50/60Hz · IK 10 · IP 67

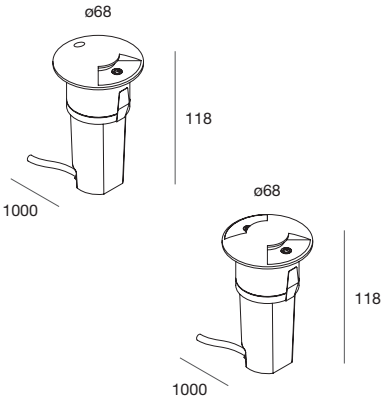

EMISSION	POWER	FLUX	3000K
Single	3W	20 lm	**111201.09**
Double	3W	20 lm	**111202.09**

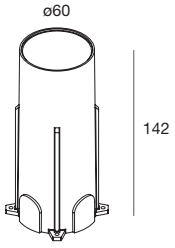

CASSAFORMA
In polietilene.
Accessorio obbligatorio.

RECESSED BOX
Made of polyethylene.
Mandatory accessory.

111203.99



PEAK



Mini proiettore LED orientabile a tensione di rete per installazione in esterno. PEAK può essere fissato nel terreno tramite picchetto: questo piccolo spot è ideale per creare suggestivi punti luce nella vegetazione che si mimetizzano silenziosamente.

Adjustable, mains-voltage mini LED spotlight for outdoor installation.
PEAK can be fixed in the ground using a stake: This small spot is ideal for creating attractive light points in the greenery that blend in silently.

IP 65

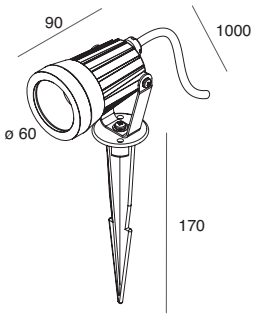

BEAM	POWER	FLUX	3000K
24°	4W	330 lm	**109301.02**



INDEX CODE / PRODUCT

CODICE	PAGINA
100911.99	423
100912.99	423
100913.99	51
100913.99	317
100913.99	423
100914.99	51
100914.99	317
100914.99	423
100915.99	51
100915.99	317
100915.99	423
100916.99	59
100916.99	316
100916.99	423
100917.99	59
100917.99	316
100917.99	423
100918.99	59
100918.99	316
100918.99	423
100919.99	422
100920.99	422
100921.99	422
100922.99	422
100923.99	422
100924.99	422
100925.99	59
100925.99	316
100925.99	423
100926.99	59
100926.99	316
100926.99	423
100927.99	59
100927.99	316
100927.99	423
100928.99	51
100928.99	317
100928.99	423
100929.99	51
100929.99	317
100929.99	423
100930.99	51
100930.99	317
100930.99	423
100931.99	423
100932.99	423
100933.99	423
100934.99	422
100935.99	422
100936.99	422
100937.99	422
100938.99	422

CODICE	PAGINA
100939.99	422
100940.99	422
100941.99	422
100942.99	422
100943.99	422
100944.99	422
100945.99	422
100946.99	422
100947.99	422
100948.99	422
100949.99	422
100950.99	422
100951.99	422
100952.99	422
100953.99	422
100954.99	422
100955.99	422
100956.99	325
100956.99	424
100957.99	325
100957.99	424
100958.99	325
100958.99	424
100959.99	325
100959.99	424
100960.99	325
100960.99	424
100961.99	325
100961.99	424
100962.99	325
100962.99	424
100963.99	325
100963.99	424
100964.99	424
100965.99	325
100965.99	424
100966.99	325
100966.99	424
101301.99	95
101301.99	96
101301.99	97
101301.99	311
101302.99	95
101302.99	96
101302.99	97
101302.99	311
101313.99	20
101313.99	28
101313.99	198
101313.99	201
101313.99	206
101313.99	216

CODICE	PAGINA
101313.99	426
101314.99	20
101314.99	28
101314.99	198
101314.99	201
101314.99	206
101314.99	216
101314.99	426
101317.99	426
101318.99	95
101318.99	96
101318.99	97
101318.99	311
101318.99	426
101320.99	28
101320.99	198
101320.99	201
101320.99	206
101320.99	216
101320.99	427
101325.99	383
101325.99	383
101325.99	383
101325.99	374
101326.99	232
101326.99	383
101327.99	425
101328.99	96
101328.99	97
101328.99	425
101329.99	426
101330.99	383
101331.99	383
101331.99	374
101333.99	232
101333.99	383
101334.99	374
101334.99	383
101334.99	383
101334.99	383
101335.99	233
101337.99	20
101337.99	206
101337.99	216
101337.99	426
101337.99	28
101337.99	198
101337.99	201
101338.99	425
101339.99	425
101404.94	442
101405.94	442

CODICE	PAGINA
101801.99	38
101802.99	38
101805.99	38
101806.99	38
101853.99	88
101854.99	88
101855.99	88
101856.99	88
101863.99	89
101864.99	89
101871.99	39
101872.99	39
101873.99	39
101874.99	39
101875.99	39
101876.99	40
101877.99	39
101878.01	410
101879.01	410
101880.01	410
101881.01	410
101882.01	410
101883.01	410
101884.01	410
101885.01	410
101894.99	58
101895.99	58
101896.99	58
101897.99	58
101898.99	50
101899.99	50
1018A0.99	50
1018A1.99	50
1018A2.99	317
1018A3.99	39
1018A3.99	40
1018A3.99	43
1018A3.99	318
1018A3.99	319
1018A3.99	320
1018A4.02	210
1018A4.02	232
1018A4.02	410
1018A6.99	50
1018A7.99	50
1018A8.99	50
1018A9.99	50
1018B0.99	51
1018B1.99	59
1018B2.99	66
1018B3.02	27
1018B4.02	27

CODICE	PAGINA
1018B5.02	27
1018B6.02	28
1018B7.99	39
1018B7.99	40
1018B7.99	43
1018B9.99	42
1018C0.99	96
1018C1.99	95
1018C2.99	97
1018C3.99	97
1018C4.99	95
1018C5.99	96
1018C6.99	42
1018C7.99	42
1018C8.99	51
1018C8.99	59
101901.01	372
101902.01	372
101905.01	372
101906.01	372
101907.01	373
101908.01	373
1020A4.99	394
1020A5.99	394
102109.99	423
102605.99	423
102606.99	423
102607.99	423
103001.99	82
103002.99	82
103003.99	80
103003.99	82
103103.01	346
103313.99	168
103313.99	170
103313.99	176
103314.99	168
103314.99	170
103314.99	176
103315.99	168
103315.99	170
103315.99	176
103316._ _	170
103316._ _	176
103317.99	155
103317.99	176
103318.99	169
103318.99	179
103319._ _	169
103319._ _	185
103319._ _	187
103319.01	323

INDEX CODE / PRODUCT

CODICE	PAGINA
103320._ _	169
103320._ _	185
103320._ _	187
103320.01	323
103323._ _	179
103324._ _	176
103325._ _	176
103326.99	176
103327._ _	168
103327._ _	178
103328._ _	170
103328._ _	177
103329._ _	168
103329._ _	170
103329._ _	177
103329._ _	178
103330.99	177
103330.99	178
103331._ _	168
103331._ _	178
103332._ _	170
103332._ _	177
103333._ _	168
103333._ _	170
103333._ _	177
103333._ _	178
103334.99	177
103334.99	178
103335._ _	184
103336._ _	184
103337._ _	184
103338._ _	184
103343._ _	186
103344._ _	186
103345._ _	186
103346._ _	186
103351._ _	185
103352._ _	185
103359.99	177
103360.99	168
103360.99	170
103360.99	176
103361._ _	168
103363._ _	176
103365._ _	179
103366._ _	179
103501._ _	154
103502._ _	154
103503._ _	154
103504._ _	154
103505.99	155
103506.99	155

CODICE	PAGINA
103507.99	155
103509._ _	155
103510.99	155
103511._ _	154
103512._ _	154
103513.99	155
103514._ _	154
103515._ _	154
103516._ _	154
103517._ _	154
103518._ _	154
103519._ _	154
103520._ _	154
103521._ _	154
103522._ _	154
103523._ _	154
103524._ _	154
103525._ _	154
103526._ _	154
103527._ _	154
103601.01	380
103602.01	380
103603.01	380
103607.04	381
103609.04	381
103611.14	381
103611.15	381
103611.16	381
103612.14	381
103612.15	381
103612.16	381
103615.01	380
103616.01	380
103623.01	380
103627.01	380
103628.01	380
103629.04	381
103630.01	380
103631.04	381
103632.01	382
103633.01	382
103634.01	382
103635.01	382
103638.01	382
103639.01	382
103902.01	360
104001.99	228
104001.99	230
104002.99	228
104002.99	230
104003.99	228
104003.99	230

CODICE	PAGINA
104004.99	228
104004.99	230
104005.99	229
104005.99	231
104006.99	229
104006.99	231
104007.99	228
104008.99	229
104010.99	228
104011.99	230
104012.99	230
104038.99	229
104038.99	231
104039.01	233
104040.01	233
104041.99	233
104042.02	233
104043.02	233
104044.01	232
104045.01	232
104046.01	232
104047.01	232
104050.01	229
104051.01	229
104052.01	229
104053.01	229
104401.01	298
104402.01	298
104403.01	298
104404.01	298
104405.01	298
104406.01	298
104407.01	298
104408.01	298
104409.01	298
104410.01	298
104411.01	298
104412.01	298
104413.99	300
104415.01	299
104416.01	299
104417.01	299
104418.01	299
104419.01	299
104420.01	299
104421.01	299
104422.01	299
104423.01	300
104424.01	300
104425.01	300
104426.01	300
104427.99	302

CODICE	PAGINA
104428.99	300
104429.99	300
104430.99	302
104431.99	302
104432.99	302
104433.99	302
104434.99	302
104435.99	302
104436.99	302
104601.01	448
104602.01	450
104603.01	448
104801.13	440
105103.99	273
105104.99	273
105109.99	273
105110.99	273
105135._ _	256
105136._ _	256
105137._ _	256
105138._ _	256
105139._ _	256
105140._ _	256
105141._ _	257
105142._ _	257
105143._ _	257
105144._ _	257
105145._ _	257
105146._ _	257
105147.99	243
105147.99	244
105147.99	258
105147.99	271
105147.99	281
105148.99	243
105148.99	244
105148.99	258
105148.99	271
105148.99	281
105149._ _	259
105149._ _	271
105149._ _	282
105150._ _	259
105150._ _	271
105150._ _	282
105151._ _	244
105151._ _	259
105151._ _	271
105151._ _	282
105152._ _	244
105152._ _	259
105152._ _	271

CODICE	PAGINA
105152._ _	282
105153._ _	259
105153._ _	271
105154._ _	259
105154._ _	271
105155._ _	244
105155._ _	259
105155._ _	271
105155._ _	282
105156._ _	244
105156._ _	259
105156._ _	271
105156._ _	282
105157._ _	243
105157._ _	258
105157._ _	265
105157._ _	271
105157._ _	281
105157._ _	287
105157._ _	289
105158._ _	243
105158._ _	258
105158._ _	265
105158._ _	271
105158._ _	281
105158._ _	287
105158._ _	289
105159.99	243
105159.99	244
105159.99	258
105159.99	259
105159.99	281
105159.99	282
105159.99	289
105159.99	290
105401.01	322
105402.01	323
105403.99	323
105404.01	323
105408._ _	321
105409._ _	321
105410.99	321
105411.96	317
105412.99	317
105413.99	317
105414.99	323
105415._ _	320
105417._ _	320
105419.99	320
105420._ _	316
105421._ _	316
105422.99	316

INDEX CODE / PRODUCT

CODICE	PAGINA
105423.99	316
105424.96	324
105424.96	424
105425.99	325
105425.99	424
105426.99	325
105426.99	424
105801._ _	162
105802._ _	162
105803._ _	162
105804._ _	162
105805._ _	162
105806._ _	162
105811._ _	166
105812._ _	166
105813._ _	166
105814._ _	166
105815._ _	163
105816._ _	163
105817._ _	163
105818._ _	163
105819._ _	163
105820._ _	163
105825._ _	167
105826._ _	167
105827._ _	167
105828._ _	167
105829._ _	163
105830._ _	163
105831._ _	163
105832._ _	163
105833._ _	163
105834._ _	163
105835._ _	172
105836._ _	172
105837._ _	172
105838._ _	172
105839._ _	172
105840._ _	172
105845._ _	175
105846._ _	175
105847._ _	175
105848._ _	175
105849._ _	172
105850._ _	172
105851._ _	172
105853._ _	169
105853._ _	179
105854._ _	169
105854._ _	179
105855._ _	164
105856._ _	164
105857._ _	164
105858._ _	164
105859._ _	164
105860._ _	164
105861._ _	164
105862._ _	164
105863._ _	164
105864._ _	164
105865._ _	164
105866._ _	164
105867._ _	165
105868._ _	165
105869._ _	165
105870._ _	165
105871._ _	165
105872._ _	165
105873._ _	165
105874._ _	165
105875._ _	165
105876._ _	165
105877._ _	165
105878._ _	165
105879._ _	174
105880._ _	174
105881._ _	174
105882._ _	174
105883._ _	174
105884._ _	174
105885._ _	174
105886._ _	174
105887._ _	174
105888._ _	174
105889._ _	174
105890._ _	174
105891._ _	162
105892._ _	162
105893._ _	162
105894._ _	163
105895._ _	163
105896._ _	163
105897._ _	163
105898._ _	163
105899._ _	163
1058A0._ _	166
1058A1._ _	166
1058A2._ _	166
1058A3._ _	166
1058A4._ _	166
1058A5._ _	166
1058A6._ _	166
1058A7._ _	166
1058A8._ _	167
1058A9._ _	167
1058B0._ _	167
1058B1._ _	167
1058B2._ _	167
1058B3._ _	167
1058B4._ _	167
1058B5._ _	167
1058B6._ _	175
1058B7._ _	175
1058B8._ _	175
1058B9._ _	175
1058C0._ _	175
1058C1._ _	175
1058C2._ _	175
1058C3._ _	175
1058C4._ _	184
1058C5._ _	186
1058C6._ _	184
1058C7._ _	186
1058C8._ _	185
1058C9._ _	180
1058D0._ _	180
1058D1._ _	181
1058D2._ _	180
1058D3._ _	180
1058D4._ _	181
1058D5._ _	180
1058D6._ _	180
1058D7._ _	181
1058D8._ _	168
1058D8._ _	176
105901.99	434
105902.99	434
105903.99	432
105903.99	434
105904.99	432
105904.99	434
105907.99	433
105907.99	434
105909.99	432
105910.99	432
105911.99	433
105912.99	433
105914.99	20
105914.99	95
105914.99	96
105914.99	97
105914.99	311
105914.99	427
105916.99	430
105917.99	430
105918.99	430
105919.99	430
105920.99	430
105921.99	430
105922.99	430
105923.99	20
105923.99	95
105923.99	96
105923.99	97
105923.99	311
105923.99	427
105924.99	429
105925.99	429
106101.01	414
106102.01	415
106103.01	414
106104.01	415
106105.01	414
106106.01	415
106107.01	414
106108.01	415
106109.15	211
106109.15	416
106110.15	211
106110.15	416
106111.02	211
106111.02	416
106112.02	211
106112.02	416
106113.00	211
106113.00	416
106114.00	211
106114.00	416
106115.01	415
106116.01	415
106117.01	415
106118.01	415
106119.00	416
106120.15	416
106121.02	416
106122.01	414
106123.01	414
106124.01	414
106125.01	414
106126.00	211
106126.00	416
106127.02	211
106127.02	416
106128.15	211
106128.15	416
106129.01	414
106130.01	414
106131.01	415
106132.01	415
106201.01	146
106202.01	146
106203.01	146
106204.01	146
106205.01	146
106206.01	146
106207.01	146
106208.01	146
106209.01	146
106210.01	146
106211.01	146
106212.01	146
106213.01	146
106214.01	146
106215.01	146
106216.01	146
106217.01	146
106218.01	146
106219.99	147
106220.99	147
106221.99	147
106222.99	147
106223.99	147
106224.99	147
106225.99	147
106226.99	147
106227.99	147
106228.99	147
106229.99	148
106230.01	148
106231.99	148
106601.01	334
106701.01	66
106701.01	404
106702.01	66
106702.01	404
106703.01	66
106703.01	404
106704.01	67
106704.01	402
106704.01	404
106705.01	67
106705.01	402
106705.01	404
106706.01	67
106706.01	402
106706.01	404
106707.01	67
106707.01	403
106707.01	404
106708.01	67

INDEX CODE / PRODUCT

CODICE	PAGINA
106708.01	404
106709.01	67
106709.01	403
106709.01	405
106710.01	67
106710.01	403
106710.01	405
106711.01	67
106711.01	403
106711.01	405
106712.01	67
106712.01	403
106712.01	405
106713.01	67
106713.01	403
106713.01	405
106714.01	67
106714.01	403
106714.01	405
106715.01	67
106715.01	403
106715.01	405
106716.01	405
106717.01	405
106718.01	67
106718.01	403
106718.01	405
106719.01	67
106719.01	403
106719.01	405
106721.01	403
106721.01	405
106722._ _	111
106722.01	155
106723._ _	111
106723.01	155
106724.01	405
106725.01	402
106726.01	402
106727.01	402
106728.01	405
106729.01	402
106730.01	402
106731.01	403
106732.01	403
106733.01	403
106734.01	403
106801.99	80
106802.99	80
106901.99	74
106902.99	74
106903.99	74

CODICE	PAGINA
107001.01	138
107002.01	138
107003.01	138
107004.01	138
107005.01	138
107006.01	138
107007.01	139
107008.01	140
107009.01	140
107010.01	140
107011.01	140
107012.01	139
107013.01	140
107015.99	140
107016.01	138
107017.01	138
107018.01	138
107019.01	136
107020.01	136
107021.01	136
107022.01	136
107023.01	136
107024.01	136
107025.01	136
107026.01	136
107027.01	136
107028.01	139
107029.01	139
107119._ _	264
107120._ _	264
107121._ _	264
107122._ _	264
107123._ _	264
107124._ _	264
107125.99	265
107126.99	265
107127._ _	265
107128._ _	265
107129._ _	265
107130._ _	265
107324.99	273
107324.99	274
107325.99	273
107325.99	274
107326._ _	273
107329._ _	273
107330._ _	273
107332._ _	270
107333._ _	270
107334._ _	270
107335._ _	270
107336._ _	270

CODICE	PAGINA
107337._ _	270
107338._ _	272
107339._ _	272
107340._ _	272
107341._ _	272
107342._ _	272
107343._ _	272
107344._ _	273
107345._ _	273
107346._ _	273
107347._ _	273
107348._ _	274
107349._ _	274
107350._ _	274
107601.94	452
107701.01	460
107702.01	460
107703.01	460
107704.01	460
107901.01	391
107901.03	391
107901.97	391
107902.01	391
107902.03	391
107902.97	391
107903.01	391
107903.03	391
107903.97	391
107904.01	391
107904.03	391
107904.97	391
107905.01	391
107905.03	391
107905.97	391
107906.01	391
107906.03	391
107906.97	391
107907.01	392
107907.03	392
107907.97	392
107908.01	392
107908.03	392
107908.97	392
107909.01	392
107909.03	392
107909.97	392
107910.03	392
107910.97	392
107911.03	392
107911.97	392
107912.03	392
107912.97	392

CODICE	PAGINA
107913.01	393
107913.03	393
107913.97	393
107914.01	393
107914.03	393
107914.97	393
107915.01	393
107915.03	393
107915.97	393
107916.01	393
107916.03	393
107916.97	393
107917.01	393
107917.03	393
107917.97	393
107918.01	393
107918.03	393
107918.97	393
107919.01	391
107919.03	391
107919.97	391
107920.01	391
107920.03	391
107920.97	391
107921.01	391
107921.03	391
107921.97	391
107922.01	391
107922.03	391
107922.97	391
107923.01	391
107923.03	391
107923.97	391
107924.01	391
107924.03	391
107924.97	391
107925.01	392
107925.03	392
107925.97	392
107926.01	392
107926.03	392
107926.97	392
107927.01	392
107927.03	392
107927.97	392
107928.01	392
107928.03	392
107928.97	392
107929.01	392
107929.03	392
107929.97	392
107930.01	392

CODICE	PAGINA
107930.03	392
107930.97	392
107931.01	393
107931.03	393
107931.97	393
107932.01	393
107932.03	393
107932.97	393
107933.01	393
107933.03	393
107933.97	393
107934.01	393
107934.03	393
107934.97	393
107935.01	393
107935.03	393
107935.97	393
107936.01	393
107936.03	393
107936.97	393
107937.97	394
107938.97	394
107939.97	394
107940.97	394
108001.01	342
108002.01	342
108003.01	342
108201.01	338
108202.01	338
108203.01	338
108204.01	338
108301.01	350
108302.01	350
108401.02	215
108402.02	215
108403.02	215
108404.02	215
108405.02	215
108406.02	215
108407.02	28
108407.02	215
108408.02	28
108408.02	215
108409.02	28
108409.02	215
108410.02	28
108410.02	215
108411.02	28
108411.02	216
108412.99	216
108414.02	217
108415.02	217

INDEX CODE / PRODUCT

CODICE	PAGINA
108416.02	217
108417.02	217
108501._ _	32
108501._ _	220
108502._ _	32
108502._ _	220
108503._ _	32
108503._ _	220
108504._ _	32
108504._ _	220
108505._ _	32
108505._ _	220
108506._ _	32
108506._ _	220
108519._ _	30
108519._ _	218
108525._ _	209
108526._ _	209
108527._ _	209
108528.99	31
108528.99	209
108528.99	219
108528.99	350
108529._ _	209
108530._ _	209
108531._ _	209
108532._ _	209
108533._ _	209
108534._ _	209
108535._ _	211
108536._ _	211
108537._ _	211
108538._ _	211
108539._ _	211
108540._ _	211
108541._ _	211
108542._ _	211
108543._ _	211
108544._ _	210
108545._ _	210
108546._ _	210
108547._ _	210
108548._ _	210
108549._ _	210
108550._ _	210
108551._ _	210
108552._ _	210
108553._ _	210
108554._ _	210
108555._ _	210
108556._ _	210
108557._ _	210
108558._ _	210
108559._ _	210
108560._ _	210
108561._ _	210
108562._ _	32
108562._ _	220
108563._ _	32
108563._ _	220
108564._ _	32
108564._ _	220
108565._ _	32
108565._ _	220
108566._ _	32
108566._ _	220
108567._ _	31
108567._ _	219
108568._ _	31
108568._ _	219
108569._ _	31
108569._ _	219
108570._ _	31
108570._ _	219
108571._ _	31
108571._ _	219
108572._ _	31
108572._ _	219
108573._ _	31
108573._ _	219
108574._ _	31
108574._ _	219
108575._ _	31
108575._ _	219
108579._ _	208
108580._ _	208
108581._ _	208
108582._ _	208
108583._ _	208
108584._ _	208
108585._ _	208
108586._ _	208
108587._ _	208
108588._ _	208
108589._ _	208
108590._ _	32
108590._ _	220
108591._ _	30
108591._ _	218
108592._ _	30
108592._ _	218
108601._ _	106
108602._ _	106
108603._ _	106
108604._ _	106
108605._ _	106
108606._ _	106
108607._ _	106
108608._ _	106
108609._ _	106
108610._ _	106
108611._ _	106
108612._ _	106
108613._ _	106
108614._ _	106
108615._ _	106
108616._ _	106
108617._ _	106
108618._ _	106
108619._ _	106
108620._ _	106
108621._ _	106
108622._ _	106
108623._ _	106
108624._ _	106
108625._ _	106
108626._ _	106
108627._ _	106
108628._ _	106
108629._ _	106
108630._ _	106
108631._ _	108
108632._ _	108
108633._ _	108
108634._ _	108
108635._ _	108
108636._ _	108
108637._ _	108
108638._ _	108
108639._ _	108
108640._ _	106
108641._ _	106
108642._ _	106
108643._ _	106
108644._ _	106
108645._ _	106
108646._ _	106
108647._ _	106
108648._ _	106
108649._ _	106
108650._ _	106
108651._ _	106
108652._ _	106
108653._ _	106
108654._ _	106
108655._ _	106
108656._ _	106
108657._ _	106
108658._ _	106
108659._ _	106
108660._ _	106
108661._ _	106
108662._ _	106
108663._ _	106
108664._ _	106
108665._ _	106
108666._ _	106
108667._ _	108
108668._ _	108
108669._ _	108
108670._ _	108
108671._ _	108
108672._ _	108
108673._ _	108
108674._ _	108
108675._ _	108
108676._ _	110
108677._ _	110
108678._ _	110
108679._ _	110
108680._ _	110
108681._ _	110
108682. _ _	110
108683._ _	110
108684._ _	111
108684._ _	239
108685.99	111
108685.99	137
108685.99	140
108685.99	239
108686.99	111
108686.99	239
108687._ _	111
108688.99	111
108689.99	111
108690._ _	108
108691._ _	108
108692._ _	108
108693._ _	108
108694._ _	108
108695._ _	108
108696._ _	106
108697._ _	106
108698._ _	106
108699._ _	110
1086A0. _ _	110
108701._ _	116
108702._ _	116
108703._ _	116
108704._ _	116
108705._ _	116
108706._ _	116
108707._ _	116
108708._ _	116
108709._ _	116
108710._ _	116
108711._ _	116
108712._ _	116
108713._ _	116
108714._ _	116
108715._ _	116
108716._ _	116
108717._ _	116
108718._ _	116
108719._ _	116
108720._ _	116
108721._ _	116
108722._ _	116
108723._ _	116
108724._ _	116
108725._ _	117
108726._ _	117
108727._ _	117
108728._ _	117
108729._ _	117
108730._ _	117
108731._ _	120
108732._ _	120
108733._ _	120
108734._ _	121
108735._ _	121
108736._ _	121
108737._ _	116
108738._ _	116
108739._ _	116
108740._ _	116
108741._ _	116
108742._ _	116
108743._ _	116
108744._ _	116
108745._ _	116
108746._ _	116
108747._ _	116
108748._ _	116
108749._ _	116
108750._ _	116
108751._ _	116
108752._ _	116
108753._ _	116
108754._ _	116

INDEX CODE / PRODUCT

CODICE	PAGINA
108755._ _	116
108756._ _	116
108757._ _	116
108758._ _	117
108759._ _	117
108760._ _	117
108761._ _	117
108762._ _	117
108763._ _	117
108764._ _	120
108765._ _	120
108766._ _	120
108767._ _	121
108768._ _	121
108769._ _	121
108770._ _	116
108771._ _	116
108772._ _	116
108773._ _	116
108774._ _	116
108775._ _	116
108776._ _	116
108777._ _	116
108778._ _	116
108779._ _	116
108780._ _	116
108781._ _	116
108782._ _	116
108783._ _	116
108784._ _	116
108785._ _	116
108786._ _	116
108787._ _	116
108788._ _	116
108789._ _	116
108790._ _	116
108791._ _	117
108792._ _	117
108793._ _	117
108794._ _	117
108795._ _	117
108796._ _	117
108797._ _	120
108798._ _	120
108799._ _	120
1087A0._ _	121
1087A1._ _	121
1087A2._ _	121
1087A3._ _	123
1087A4._ _	123
1087A5._ _	123
1087A6._ _	123

CODICE	PAGINA
1087A7._ _	123
1087A8._ _	123
1087A9._ _	122
1087B1._ _	123
1087B2.99	123
1087B3._ _	122
1087B4._ _	122
1087B5._ _	122
1087B6._ _	122
1087B7._ _	122
1087B8._ _	122
1087B9._ _	122
1087C1._ _	122
1087C2._ _	122
1087C3._ _	121
1087C4._ _	121
1087C5._ _	121
1087C6._ _	121
1087C7._ _	121
1087C8._ _	121
1087C9._ _	121
1087D0._ _	121
1087D1._ _	121
1087D2._ _	116
1087D3._ _	116
1087D4._ _	116
1087D5._ _	123
1087D6._ _	116
1087D7._ _	116
1087D8._ _	116
1087D9._ _	122
108801._ _	128
108802._ _	128
108803._ _	128
108804._ _	128
108805._ _	128
108806._ _	128
108807._ _	128
108808._ _	128
108809._ _	128
108810._ _	128
108811._ _	128
108812._ _	128
108813._ _	128
108814._ _	128
108815._ _	128
108816._ _	128
108817._ _	128
108818._ _	128
108819._ _	130
108820._ _	130
108821._ _	130

CODICE	PAGINA
108822._ _	130
108823._ _	130
108824._ _	130
108825._ _	130
108826._ _	130
108827._ _	130
108828._ _	128
108829._ _	128
108830._ _	128
108831._ _	128
108832._ _	128
108833._ _	128
108834._ _	128
108835._ _	128
108836._ _	128
108837._ _	128
108838._ _	128
108839._ _	128
108840._ _	128
108841._ _	128
108842._ _	128
108843._ _	130
108844._ _	130
108845._ _	130
108846._ _	130
108847._ _	130
108848._ _	130
108849._ _	130
108850._ _	130
108851._ _	130
108852._ _	131
108853._ _	131
108854._ _	131
108855._ _	131
108856._ _	131
108857._ _	131
108858._ _	131
108859._ _	131
108860._ _	131
108861._ _	130
108862._ _	130
108863._ _	130
108864._ _	130
108865._ _	130
108866._ _	130
108867._ _	128
108868._ _	128
108869._ _	128
108870._ _	131
108871._ _	131
108901.99	107
108901.99	118

CODICE	PAGINA
108901.99	129
108902.99	107
108902.99	118
108902.99	129
108903.99	107
108903.99	118
108903.99	129
108904.99	107
108904.99	118
108905.99	107
108905.99	118
108906.99	107
108906.99	118
108907.99	107
108907.99	118
108908.99	107
108908.99	118
108908.99	129
108909.99	107
108909.99	118
108909.99	129
108910.99	107
108910.99	118
108910.99	129
108911.99	107
108911.99	118
108911.99	129
108912.99	107
108912.99	118
108912.99	129
108913.99	107
108913.99	118
108914.99	107
108914.99	118
108915.99	107
108915.99	118
108916.99	107
108916.99	118
108917.99	107
108917.99	118
108917.99	129
108918.99	107
108918.99	118
108918.99	129
108919._ _	111
108919._ _	123
108919._ _	155
108919._ _	239
108920._ _	111
108920._ _	123
108920._ _	155
108920._ _	239

CODICE	PAGINA
108920.01	137
108920.01	148
108921._ _	111
108921._ _	123
108921._ _	155
108922._ _	111
108922._ _	123
108922._ _	155
108922.01	148
108922.01	137
109001._ _	243
109001._ _	243
109001._ _	244
109001._ _	244
109001._ _	258
109001._ _	258
109001._ _	259
109001._ _	259
109001._ _	281
109001._ _	281
109001._ _	282
109001._ _	282
109002._ _	289
109002._ _	289
109002._ _	290
109002._ _	290
109201.01	446
109202.01	446
109301.02	466
109401.01	364
109402.01	364
109403.01	364
109404.01	364
109405.99	364
109602._ _	238
109603._ _	238
109605._ _	239
109606._ _	239
109607._ _	239
109701._ _	286
109702._ _	286
109703._ _	286
109704._ _	286
109705._ _	286
109706._ _	286
109707._ _	288
109708._ _	288
109709._ _	288
109710._ _	288
109711._ _	288
109712._ _	288
109713.99	287

CODICE	PAGINA
109713.99	289
109714.99	287
109714.99	289
109715._ _	287
109715._ _	290
109716._ _	287
109716._ _	290
109717._ _	287
109717._ _	290
109718._ _	287
109718._ _	290
109801._ _	242
109802._ _	242
109803._ _	242
109804._ _	242
109805._ _	242
109806._ _	242
109807.99	244
109808.99	244
109901._ _	280
109902._ _	280
109903._ _	280
109904._ _	280
109905._ _	280
109906._ _	280
110001.94	444
110002.94	444
110003.94	444
110004.94	444
110501.94	456
110502.94	456
110601.94	454
110602.94	454
110701.94	458
110702.94	458
110801.99	16
110802.99	16
110803.99	16
110804.99	17
110805.99	17
110806.99	17
110807.99	17
110808.99	17
110809.99	18
110810.99	18
110811.99	18
110812.99	19
110813.99	19
110814.99	19
110815.99	19
110816.99	19
110817.99	19

CODICE	PAGINA
110818.99	19
110819.99	19
110820.99	19
110821.99	19
110822.99	19
110823.99	19
110824.99	20
110825.99	20
110901._ _	196
110902._ _	196
110903._ _	196
110904._ _	196
110905._ _	196
110906._ _	197
110906._ _	200
110906._ _	205
110907._ _	197
110907._ _	200
110907._ _	205
110908._ _	197
110908._ _	200
110908._ _	205
110909.99	197
110909.99	200
110910._ _	197
110910._ _	200
110910._ _	205
110912._ _	197
110913._ _	198
110913._ _	201
110915._ _	204
110916._ _	204
110917._ _	204
110918._ _	204
110919._ _	204
110920.99	205
110921._ _	205
110922._ _	206
110923._ _	206
110924._ _	199
110925._ _	199
110926._ _	199
110927._ _	199
110928._ _	199
110929._ _	197
110929._ _	200
110930._ _	198
110930._ _	201
110931._ _	198
110931._ _	201
110932._ _	202
110933._ _	203

CODICE	PAGINA
110934._ _	202
110935._ _	202
110936._ _	203
110937._ _	202
110938._ _	202
110939._ _	203
110940._ _	202
110941._ _	200
110941._ _	205
111001.__	328
111002.02	328
111101.__	354
111102.__	354
111103.__	354
111104.__	354
111201.09	464
111202.09	464
111203.99	464
111301.09	462
111302.09	462
111303.09	462
111304.09	462
111305.99	462
111401._ _	308
111402._ _	308
111403._ _	308
111404._ _	308
111405._ _	308
111406._ _	308
111407._ _	308
111408._ _	308
111409._ _	308
111410._ _	308
111411._ _	308
111412._ _	308
111413._ _	309
111414._ _	309
111415._ _	309
111416._ _	309
111417._ _	309
111418._ _	309
111419._ _	309
111420._ _	309
111421._ _	309
111422._ _	309
111423._ _	309
111424._ _	309
111425._ _	310
111426._ _	311
111427._ _	311
111428._ _	309
111428._ _	311

CODICE	PAGINA
111429.99	311
11814.01	393
15201._ _	318
15202._ _	318
15206._ _	318
15213.00	318
15213.00	319
15213.99	318
15213.99	319
16301.96	319
16302.99	319
16901.99	436
16902.99	436
16904.99	437
16905.99	436
16906.99	436
16908.99	437
16909.99	437
16910.99	437
16911.99	437
18004.99	374
18004.99	383
18004.99	425
18005.99	374
18005.99	383
18005.99	425
18601.99	425
18602.99	425
18603.99	425
18604.99	425
18606.99	425
18607.99	425
18906.99	67
18906.99	428
18908.99	67



novalux.com

NOVALUX S.R.L.
via Marzabotto, 2
40050 Funo di Argelato
Bologna, Italy

tel. + 39 051 860558
fax +39 051 6647859
info@novalux.it

P.I. 00536541204

Società soggetta ad attività
di direzione e coordinamento
da parte di SLV GmbH

Company activities managed
and coordinated by SLV GmbH

certificazioni
certifications

IMQ CERTIFIED MANAGEMENT SYSTEM QUALITY - ISO 9001 ENVIRONMENTAL - ISO 14001

IQNET RECOGNIZED CERTIFICATION

RETE VENDITA ITALIA
ITALY SALES NETWORK

VALLE D'AOSTA - PIEMONTE
LIGHT TEAM Snc
Corso Sebastopoli, 39A
10134 Torino
info@agenzialt.it
Cell. Sergio Fichera 335 7206500
fichera@agenzialt.it
Cell. Niccolò Masinari 349 2141677
masinari@agenzialt.it

LIGURIA
LAZZARINI MAURO
Via della Pineta, 58/2
16011 Arenzano (GE)
Cell. 347 1532185
mauro.lazzarini@gmail.com
www.lazzarinimauro.com

TOSCANA
CHELINI ILLUMINOTECNICA
di Chelini Filippo
Via Vittorio Emanuele, 33
50041 Calenzano (FI)
Tel. 055 8811208
Cell. Filippo Chelini 335 6109402
Cell. Daniele Cammelli 335 6118944
Cell. Paolo Nuzzolese 338 6250103
Cell. Mattia Nuzzolese 338 7503482
info@cheliniilluminotecnica.it

SARDEGNA
Costa Danilo
Via Torres 7/C
07100 Sassari
Tel./Fax 079 4922990
Cell. Danilo Costa 335 6079614
costadanilo.dc@gmail.com

SICILIA
SVR S.r.l.
Viale Resurrezione, 19
90146 Palermo
Tel. 091 6791971
Fax 091 6791960
Cell. Vincenzo Salerno 335 5762757
info@svrsalerno.it

Progettazione illuminotecnica
Rosario Muliedda
Cell.335 1331776
muliedda@svrsalerno.it

LOMBARDIA
CERVO RAPPRESENTANZE
di De Pascalis Riccardo & C SaS
Via Papa Giovanni II, 20
24058 Fara Olivana con Sola (BG)
ag.cervo.commerciale@gmail.com
commerciale@cervorap.com

(Bergamo, Brescia, Cremona, Mantova,
Monza-Brianza, Milano provincia, Lodi, Sondrio)
Cell. Riccardo De Pascalis 340 4076095
Cell. Carlo Cattaneo 347 4618150

(Como, Lecco, Varese, Milano città, Pavia)
Cell. Rinaldo Roberti 335 458140

Progettazione illuminotecnica
Mariangela Giacomazzi
Cell. 333 3394396
mg68.design@gmail.com

MARCHE - UMBRIA
DLR Srl
Via Colle Pineta, 23
65129 Pescara
Tel./Fax 085 4516270
Cell. Roberto Di Leonardo 337 913221
Cell. Gabriele Luzi 334 9100399
info@dlrrappresentanze.it

LAZIO
3EL Snc. Rappresentanze

Uffici e showroom:
via Ubaldo Montelatici, 26
00134 Roma
Tel. 06 71356133
Fax 06 71356136
Cell. Fabio Buonadonna 335 6408457
Cell. Roberto La Rosa 335 6408263
Cell. Andrea Lupi 335 6408448
info@3elrappresentanze.it
www.3elrappresentanze.it

Progettazione illuminotecnica
STUDIOLUCE3
Fabio Buonadonna
Cell. 335 6408457
progettazione@3elrappresentanze.it

CAMPANIA
Punzo Salvatore
Via Napoli, 159 C.C. Meridiana
80013 Casalnuovo di Napoli (NA)
Tel. 081 5228441
Cell. Punzo Salvatore 337 971401
Cell. Roberto Cirillo 334 6289262
Cell. Esposito Davide 335 1370844
info@luminatech.it

CALABRIA
Lu Ce & C Srl
Via S.S. Pietro e Paolo, 16
87040 Cerzeto (CS)
Cell. Luciano Celestino 393 4142443
lu.ce.srl@gmail.com

VENETO
TRENTINO ALTO ADIGE
FRIULI VENEZIA GIULIA
(Padova, Vicenza, Rovigo, Venezia)
SITEL Srl (sede)
Via Lisbona, 28/A
35127 Padova
Tel. 049 760999
info@sitelx.it

(Verona, Trentino Alto Adige)
SITEL Srl (filiale)
Via Spagnole, 2/B
37015 Sant'Ambrogio di Valpolicella (VR)
Tel. 049 760999
info@sitelx.it

(Treviso, Belluno, Friuli Venezia Giulia)
SITEL Srl (filiale)
Via Don Pietro della Toffola, 24
33074 Fontanafredda (PN)
Tel. 049 760999
info@sitelx.it

EMILIA ROMAGNA
B & Q ILLUMINOTECNICA Srl
Centergross Blocco 2A n° 147
40050 Funo di Argelato (BO)
Tel. 051 861445
Fax 051 862999
Cell. Adriano Querciagrossa 348 7813992
Cell. Lorenzo Pierini 348 7813993
Cell. Daniele Molinari 348 0306938
Cell. Mattia Grazi 388 4479463
Cell. Andrea Bettuzzi 351 7584637
info@bqsrl.it
www.bqsrl.it

ABRUZZO - MOLISE
DLR Srl
Via Colle Pineta, 23
65129 Pescara
Tel./Fax 085 4516270
Cell. Roberto Di Leonardo 337 913221
info@dlrrappresentanze.it

PUGLIA – BASILICATA
VERDEBELLO RAPPRESENTANZE Sas
Via Don Guanella, 15/g
70124 Bari
Tel. 080 5023511 - 080 5024922
Cell. Daniele Verdebello
346 1007163
info@verdebello.it
d.verdebello@verdebello.it

(Bari, Barletta-Andria-Trani, Foggia e Basilicata)
Cell. Dario De Francesco 347 1892574
d.defrancesco@verdebello.it

(Lecce, Brindisi, Taranto)
Cell. Cristian Campeggio 380 1013239
c.campeggio@verdebello.it

RETE VENDITA ESTERO
EXPORT SALES NETWORK

export@novalux.it

NOVALUX BELGIUM
Herentalsebaan 429
2160 Wommelgem
Belgium
T +32 3 385 30 08
E info@novaluxlighting.be

NOVALUX FRANCE
Zac du Martelet
88, rue Henri Dépagneux
F-69400 LIMAS
T +33 4 69 47 00 00
E info@novaluxlighting.fr

NOVALUX SWISS
Route du Bey 6 Box 1-4
Z.I. La Jonnaire
CH-1847 Rennaz
T +41 21 811 32 32
E info@novaluxlighting.ch

BUIO LIGHT SL (SPAIN)
Calle Héroes Dos de Mayo 3
29640 Fuengirola - Malaga
Enzo Buondonno
T +34 666714024
E light@buio.es



CONDIZIONI GENERALI DI VENDITA

VALIDITÀ LISTINO Il presente listino prezzi sostituisce ed annulla tutte le precedenti edizioni. E' espressamente vietata la riproduzione anche parziale di figure e descrizioni riportate nella ns. documentazione commerciale, cartacea e telematica. L'Azienda si riserva in qualsiasi momento, senza preavviso ed obbligo di comunicazione, la facoltà di effettuare modifiche e/o aggiornamenti relativi a prodotti o a quant'altro indicato nella documentazione stessa, secondo le esigenze di fabbricazione e per il perfezionamento degli apparecchi.

ORDINI Importo minimo d'ordine e di fatturazione € 150,00 netto IVA esclusa. Gli ordini verranno evasi secondo le richieste dei clienti; eventuali alternative al prodotto richiesto verranno fornite solo dopo averne dato comunicazione al cliente ed aver ricevuto la sua approvazione.

PREZZI I prezzi di listino si intendono IVA ESCLUSA; ci riserviamo la facoltà di modificare i medesimi in base all'andamento dei costi o qualsivoglia altra necessità aziendale. L'Imposta sul Valore Aggiunto è sempre a carico del committente.

TERMINI DI CONSEGNA I termini di consegna delle merci sono indicativi e non sono mai vincolanti per la ditta fornitrice; eventuali ritardi o mancate spedizioni non possono dare luogo a contestazioni o penali di alcun genere.

TRASPORTO La merce viene spedita in PORTO FRANCO per ordini di importo superiori a € 775,00 netto merce IVA esclusa.

RECLAMI I reclami devono essere DOCUMENTATI e fatti pervenire in Novalux S.r.l. entro 8 gg. dal ricevimento della merce. Trascorso questo termine non si accettano reclami; detto reclamo non dà diritto alla sospensione dei pagamenti. Le richieste per danneggiamenti dovuti al trasporto devono essere inoltrate a Novalux S.r.l. allegando DDT riportante riserva specifica entro e non oltre 8 gg. dal ricevimento del materiale.

RESI Eventuali resi di materiale dovranno essere sempre autorizzati per iscritto dall'azienda Novalux S.r.l. secondo le regole aziendali. Per i dettagli richiedere il documento a Novalux.

GARANZIA Il materiale venduto dalla società Novalux S.r.l. è garantito da eventuali difetti di fabbricazione secondo i termini di legge. Tale garanzia decorre dalla data di spedizione della merce indicata sul d.d.t. , e non può prolungarsi per l'inattività dell'apparecchio a causa della riparazione. La garanzia copre esclusivamente i guasti riferiti al prodotto che ne determinino un cattivo funzionamento; sarà comunque esclusiva facoltà della società Novalux S.r.l. decidere se effettuare l'intervento alla sole parti danneggiate o sostituire integralmente il prodotto.
La garanzia non si applica in caso di danni provocati da incuria, uso o installazione non conformi alle istruzioni fornite, danni causati da errati interventi, danni dovuti a cause accidentali, o a negligenze dell'acquirente con particolare riferimento alle parti esterne.
Inoltre non si applica in caso di guasti conseguenti a collegamenti dell'apparecchio a tensioni diverse da quelle indicate oppure a improvvisi mutamenti di tensioni nella rete cui l'apparecchio è collegato, così come in caso di guasti causati da scariche induttive/elettrostatiche o scariche provocate da fulmini o altri fenomeni esterni all'apparecchio. Sono escluse dalla garanzia le parti soggette ad usura in seguito all'utilizzo, come: lampade, starter e batterie quando fornite in dotazione. Per eventuali danni a persone, cose, animali, che dovessero direttamente o indirettamente derivare dall'uso improprio dell'apparecchio, la società Novalux S.r.l. declina ogni responsabilità.

NORME DI SICUREZZA I prodotti nella loro versione standard sono conformi alle Direttive Comunitarie Europee "CE".

PAGAMENTI La Società Novalux S.r.l., si riserva la proprietà esclusiva del materiale venduto fino all' avvenuto pagamento del prezzo relativo all'intero ammontare della fornitura. I pagamenti sono validi solo se effettuati direttamente al nostro domicilio o a persone/società da noi autorizzate. Il protrarsi di mancati pagamenti alla scadenza stabilita ci autorizzerà a sospendere l'evasione di eventuali ordini in corso e a revocare con effetto retroattivo l'eventuale "sconto cassa" indicato in fattura.

INFORMATIVA AI SENSI DEL D.LGS. 196 DEL 30-06-2003 Ai sensi del D. Lgs. 196 del 30 giugno 2003, il trattamento dei dati anagrafici forniti avrà luogo c/o la Sede della Società Novalux S.r.l. L'archiviazione dei dati sarà eseguita su supporti cartacei e/o magnetici, al fine di consentire alla società Novalux S.r.l. di eseguire gli obblighi strettamente correlati all'esecuzione degli ordini e delle relative comunicazioni agli Istituti Bancari di cui usualmente ci avvaliamo.

CONTROVERSIE Per ogni controversia si stabilisce la competenza dell'Autorità Giudiziaria di Bologna.

GENERAL TERMS & CONDITIONS OF SALE

VALIDITY OF THE PRICE LIST The present price list replaces and supersedes all the previous editions. Any reproduction, even partial, of pictures and descriptions mentioned in our commercial documentation, both paper copy or telematic copy, is clearly forbidden.The Company reserves at any moment the right to make modifications or/and updates relating to the products or to any other item indicated in the same documentation, based on production needs and in order to improve the fixtures.

ORDERS Minimum of order EUR 250,00 net invoiced. Orders will be supplied on the basis of the Clients' requests. Any alternatives to the ordered products may be supplied only after communicating then to the Client and upon receiving the Client's approval.

PRICES The price list reports gross prices excluding VAT. The Company reserves the right to modify the same prices in base of the costs trend or whatever Company necessity.

DELIVERIES Delivery times are always indicative and never binding for the Company; eventual delays or missing shipments cannot entail contestations or penalties of any kind.

TRANSPORT The goods are delivered Ex-Works in Funo di Argelato. The prices reported in this price list do not include the transport.
CLAIMS Claims must be DOCUMENTED and addressed to the Company within 8 working days from the goods receipt. Beyond this term, any claims will be rejected. The claim does not give the right of payment suspension. Any damages occurred during the transportation cannot be charged to the Company and must be addressed to the Forwarder.

RETURN OF GOODS Any return of products must follow a RMA Return Merchandise Authorization written by the Company in accordance with the company policy. Details should be requested from Novalux.

WARRANTY Products sold by the Company are guaranteed from eventual fabrication defect on the basis of the terms of law. The warranty starts from the date of shipment as reported on the bill of transportation, and cannot be extended to cover the period of inactivity of the products due to repair. The warranty covers exclusively those failures that result in the product malfunctioning. The Company will keep the exclusive right to evaluate whether to fix the sole damaged parts, or to replace the entire products.
The warranty doesn't cover the damages caused by negligence, usage or installation not in conformity with instructions sheets, or caused by mistaken actions, accidental causes, or negligence of the Client with particular reference to the external parts. The warranty is furthermore not applicable to the failures caused by electrical connections to voltages different from those indicated or by sudden fluctuations of tension, as well as by inductive/electrostatic discharges or lightning. The warranty doesn't cover the parts subject to wear, i.e.: bulbs, starters and batteries. In case of damages to people, things or animals, caused directly or indirectly by improper usage of the products, the Company will deny any liability.

SAFETY STANDARD The products in their standard version are in conformity with European Community directives "CE".

PAYMENTS The Company reserves itself the property of the sold products until the full payment of the entire invoiced sum. Payments are effective only if remitted directly to the Company or to people/societies authorized by the Company. Perpetuation of missing payments beyond the agreed deadline will authorize the Company to hold any further order and to revoke any additional discount for advanced payment even if written on the invoice.

INFORMATION SUBJECT TO DECREE 196 OF 30-06-2003 As per Decree 196 of 30th of June 2003, data&information provided to Novalux will be handled in the headquarters of Novalux S.r.l. Archiving of data will be performed in hard or soft copies, in order to allow Novalux S.r.l , to fulfil its obligations strictly related to completion of orders and related communications to Banks and financial institutions with whom the Company regularly works.

DISPUTES For any dispute, the competent authority is the law courts of Bologna.

Il presente documento potrebbe includere inesattezze tecniche o errori tipografici che verranno corretti a esclusiva discrezione di Novalux srl non appena saranno rilevati.
Novalux srl si riserva inoltre il diritto di cambiare i contenuti del documento in qualsiasi momento, senza preavviso.
Con la tecnologia attuale non è possibile mostrare l'esatta qualità delle immagini dei prodotti come questi appaiono dal vivo. Le immagini presentate pertanto sono solo a scopo illustrativo e per finalità promozionali.
Tutti i contenuti presenti su questa pubblicazione, nonchè il design della stessa, appartengono unicamente a Novalux srl oppure a società collegate e/o controllate e sono protetti dalla normativa dettata in materia di tutela della proprietà intellettuale e del diritto d'autore. È pertanto vietato modificare, copiare, riprodurre, distribuire, trasmettere o diffondere senza autorizzazione ogni suo contenuto.

The present document may include some technical inaccuracies or typing errors that will be amended exclusively at novaluxdiscrection as soon as they will be noticed.
Also Novalux srl reserves the right to modify the document contents at any time, without advanced notice.
The actual technology does not allow to display the same exact quality of the product pictures as they appear in reality. These pictures are displayed only for demonstration purpose and for promotional scope.
All the contents present in this publication, including the same graphics, belong exclusively to Novalux srl or to companies associate or subsidiary of Novalux and are protected by the laws inherent the intellectual property rights and the copyright. Therefore it's forbidden modifying, copying, reproducing, distributing, transmitting or disclosing without authorization every own content.

Marzo 2023

novalux
ITALIAN LIGHTING DESIGN SINCE 1948

Novalux srl
Via Marzabotto, 2
40050 Funo di Argelato
Bologna Italy
Tel. +39 051 860558

novalux.com

Società soggetta ad attività
di direzione e coordinamento
da parte di SLV GmbH

Company activities managed
and coordinated by SLV GmbH