








ACCESSORI DI COMPLETAMENTO

	HERO: MOD.CIECO ANG.SX 150 CAP	108677.21
	HERO: MOD.CIECO 1120 CAP	108679.21
	HERO: MOD.CIECO 1680 CAP	108681.21
	HERO: COPPIA TESTATE CAP	108684.21
	HERO: MOD.CIECO 1400 CAP	108680.21
	HERO: MOD.CIECO 250 CAP	108676.21
	HERO: MOD.CIECO ANG.DX 150 CAP	108678.21

ACCESSORI DI MONTAGGIO

	HERO: SOSPL.3000 1PZ. TESTA/CODA	108685.99
	ALL-TRACK: COPPIA ADATT. 3P BIA	106722.01
	KIT ALIMENTAZIONE L1200 3P CAP	108919.21
	KIT ALIMENTAZIONE L1200 3P BIA	108919.01



ALL-TRACK: COPPIA ADATT. 3P NER

106722.02



HERO: SPESS. CARTONG. 10MM 2PZ.

108689.99



HERO: SOSPL.3000 1PZ. UNIONE

108686.99



KIT ALIMENTAZIONE L3000 3P CAP

108920.21



HERO: SOSPL.3000 1PZ TESTA W.G.ALTO

1086A1.99



KIT ALIMENTAZIONE L3000 3P BIA

108920.01



HERO: KIT INCASSO LED (1X)

108688.99



HERO: SOSPL.3000 1PZ UNIONE W.G.ALTO

1086A2.99



HERO: STAFFA PARETE "L" CAP

108687.21