



## Caratteristiche

Uso: Interno  
Tipo installazione: SOSPENSIONE, PLAFONE  
Colore: BIANCO  
Emergenza: NO  
L: 1650mm  
A: 70mm  
H: 40mm  
Garanzia: 5 anni  
Peso: 2.06kg

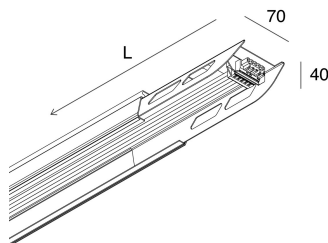
## Dati tecnici

IP: 20  
Classe di isolamento: I  
Tensione di alimentazione: 220-240V 50/60Hz

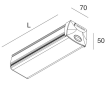
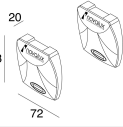
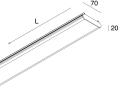

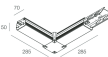
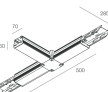


## Conformità

CEI EN 60598-1:2021 + A11:2023, CEI EN 60598-2-1:2022

[Visualizza maggiori info sul prodotto](#)



## ACCESSORI DI COMPLETAMENTO

	LI-NEAR: MOD.TERMINALE L=210MM+TEST+SC	107204.01
	LI-NEAR: TESTATE INIZIO-LINEA (COPPIA)	107205.01
	LI-NEAR: MODULO CIECO 1,50M BIA+2 SCUR	107206.01
	LI-NEAR: CONNETTORE 8 POLI CON MORSETTI	107226.99
	LI-NEAR: GIUNTO A "L" 8 POLI	107224.01
	LI-NEAR: GIUNTO A "T" 8 POLI	107225.01
<b>ACCESSORI DI MONTAGGIO</b>		
	LI-NEAR: KIT SOSPENSIONE 3M 1 PZ.	107207.99
	LI-NEAR: KIT FISSAGGIO PLAFONE (COPPIA)	107209.99