



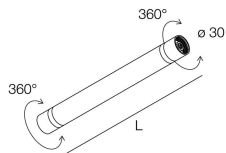
## Features

Use: Indoor  
Type of installation: WALL, FLOOR, SUSPENDED, CEILING MOUNTED  
Colour: BLACK  
L: 1464mm  
ø: 30mm  
Warranty: 5 years  
Weight: 1kg

## Tech data

IP: 40  
Insulation class: III  
Supply voltage: 48 Vdc  
SELV: No










[LIMITLESS: View more product info](#)





## COMPLETION ACCESSORIES

|   |   |           |
|---|---|-----------|
|    | LIMITLESS: TESTATA-V NE                 | 115718.02 |
|    | LIMITLESS: TESTATA-V CABLATA NE         | 115719.02 |
|    | LIMITLESS: TESTATA-O NE                 | 115720.02 |
|    | LIMITLESS: TESTATA-O CABLATA NE         | 115721.02 |
|    | LIMITLESS: TESTATA-O DECO NE            | 115722.02 |
|  | LIMITLESS: TESTATA-O DECO CABLATA NE    | 115723.02 |
|  | LIMITLESS: TESTATA-PL NE                | 115724.02 |
|  | LIMITLESS: TESTATA-PL CABLATA NE        | 115725.02 |
|  | LIMITLESS: TESTATA-PL GIUNTI NE         | 115726.02 |
|  | LIMITLESS: TESTATA-PL CABLATA GIUNTI NE | 115727.02 |
|  | LIMITLESS: TESTATA-PL REGOLAB. NE       | 115728.02 |



|   |  |                  |
|---|--|------------------|
|    | LIMITLESS: GIUNTO 3 VIE 120-O CABL. NE | <b>115741.02</b> |
|    | LIMITLESS: GIUNTO 3 VIE 3D NE          | <b>115742.02</b> |
|    | LIMITLESS: GIUNTO 3 VIE 3D CABL. NE    | <b>115743.02</b> |
|    | LIMITLESS: GIUNTO 4 VIE 90 NE          | <b>115744.02</b> |
|    | LIMITLESS: GIUNTO 4 VIE 90 CABL. NE    | <b>115745.02</b> |
|   | LIMITLESS: GIUNTO 4 VIE 3D NE          | <b>115746.02</b> |
|  | LIMITLESS: GIUNTO 4 VIE 3D CABL. NE    | <b>115747.02</b> |
|  | LIMITLESS: GIUNTO 5 VIE 3D NE          | <b>115748.02</b> |
|  | LIMITLESS: COPPIA TAPPI DI CHIUSURA NE | <b>115749.02</b> |

## MOUNTING ACCESSORIES

|   |  |                  |
|---|--|------------------|
|  | LIMITLESS: STAFFA FISSAGGIO PLAFONE NE | <b>115750.02</b> |
|  | LIMITLESS: CAVO DI SOSPENSIONE 3000 NE | <b>115751.02</b> |
|   | LIMITLESS: ROSONE ALIM. REMOTA NE      | <b>115752.02</b> |

# LIMITLESS

115717.02


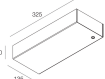
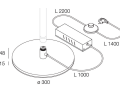



**novalux**  
ITALIAN LIGHTING DESIGN SINCE 1948



Novalux S.r.l. via Marzabotto, 2 40050 Funo di Argelato (BO) Italy  
Tel: +39 051 860558 · Fax +39 051 6647859 · Mail: [info@novalux.it](mailto:info@novalux.it) · VAT number 00536541204 · [novalux.com](http://novalux.com)  
Company subject to the management and coordination by SLV GmbH

This technical data sheet is owned by Novalux S.r.l., all rights reserved. Novalux S.r.l. reserves the right to make changes without prior notice.  
Last update: 29/5/2026, 16:26:44

## ELECTRICAL ACCESSORIES

|  |  |           |
|--|--|-----------|
|   | LIMITLESS: ROSONE SOSP. 96W-48V NE       | 115753.02 |
|    | LIMITLESS: ROSONE SOSP. 250W-48V NE      | 115754.02 |
|    | LIMITLESS: KIT ALIM. TERRA 100W-48V NE   | 115756.02 |
|   | LIMITLESS: ROSONE PLAF. 96W-48V NE       | 115757.02 |
|    | LIMITLESS: ROSONE PLAF. 250W-48V NE      | 115758.02 |
| <b>DIMMABLE ACCESSORIES</b>  |  |           |
|  | LIMITLESS: ROSONE SOSP. DALI 150W-48V NE | 115755.02 |
|  | LIMITLESS: ROSONE PLAF. DALI 150W-48V NE | 115759.02 |