

Features

Use: Indoor
Type of installation: WALL, FLOOR, SUSPENDED, CEILING MOUNTED
Emission: ADJUSTABLE
Optics: MICRO OPTICS
Beam: 24°
Colour: BLACK
Dimming: WITH ACCESSORY
Emergency: NO
L: 924mm
ø: 30mm
Warranty: 5 years
Weight: 0.66kg

Tech data

Luminaire input power: 27W
Luminaire luminous flux: 2095lm
IP: 40
Insulation class: III
Supply voltage: 48 Vdc
UGR: <19
SELV: Si

Source

Light source: LED
Source power: 27W
Colour temperature: 3000K
CRI: >90
Colour tolerance: 3 Step MacAdam
LED lifespan: 50000h L80 B20

Compliance

CEI EN 60598-1:2021 + A11:2023, CEI EN 60598-2-1:2022

Standards

Photobiological risk: RISK GROUP 1 Certified fixture in RISK GROUP 1 (Low Risk)-The fixture does not pose a hazard due to normal behavioral limitations on exposure - in accordance with CEI EN 62471:2010-01, IEC TR 62778:2014.










CAM edilizia: The product complies with the requirements for public buildings, ministerial decree of 23rd June 2022 n.256.

[LIMITLESS: View more product info](#)



COMPLETION ACCESSORIES

	LIMITLESS: TESTATA-V NE	115718.02
	LIMITLESS: TESTATA-V CABLATA NE	115719.02
	LIMITLESS: TESTATA-O NE	115720.02
	LIMITLESS: TESTATA-O CABLATA NE	115721.02
	LIMITLESS: TESTATA-O DECO NE	115722.02
	LIMITLESS: TESTATA-O DECO CABLATA NE	115723.02
	LIMITLESS: TESTATA-PL NE	115724.02
	LIMITLESS: TESTATA-PL CABLATA NE	115725.02
	LIMITLESS: TESTATA-PL GIUNTI NE	115726.02
	LIMITLESS: TESTATA-PL CABLATA GIUNTI NE	115727.02
	LIMITLESS: TESTATA-PL REGOLAB. NE	115728.02

	LIMITLESS: TESTATA-PL REGOLAB. GIUNTI NE	115729.02
	LIMITLESS: GIUNTO 2 VIE LINEARE NE	115730.02
	LIMITLESS: GIUNTO 2 VIE LINEARE CABL. NE	115731.02
	LIMITLESS: GIUNTO 2 VIE 90 NE	115732.02
	LIMITLESS: GIUNTO 2 VIE 90-O CABL. NE	115733.02
	LIMITLESS: GIUNTO 2 VIE 90-V CABL. NE	115734.02
	LIMITLESS: GIUNTO 2 VIE 120 NE	115735.02
	LIMITLESS: GIUNTO 2 VIE 120-O CABL. NE	115736.02
	LIMITLESS: GIUNTO 2 VIE SNODATO NE	115737.02
	LIMITLESS: GIUNTO 3 VIE 90 NE	115738.02
	LIMITLESS: GIUNTO 3 VIE 90-O CABL. NE	115739.02
	LIMITLESS: GIUNTO 3 VIE 120 NE	115740.02

	LIMITLESS: GIUNTO 3 VIE 120-O CABL. NE	115741.02
	LIMITLESS: GIUNTO 3 VIE 3D NE	115742.02
	LIMITLESS: GIUNTO 3 VIE 3D CABL. NE	115743.02
	LIMITLESS: GIUNTO 4 VIE 90 NE	115744.02
	LIMITLESS: GIUNTO 4 VIE 90 CABL. NE	115745.02
	LIMITLESS: GIUNTO 4 VIE 3D NE	115746.02
	LIMITLESS: GIUNTO 4 VIE 3D CABL. NE	115747.02
	LIMITLESS: GIUNTO 5 VIE 3D NE	115748.02
	LIMITLESS: COPPIA TAPPI DI CHIUSURA NE	115749.02

MOUNTING ACCESSORIES

	LIMITLESS: STAFFA FISSAGGIO PLAFONE NE	115750.02
	LIMITLESS: CAVO DI SOSPENSIONE 3000 NE	115751.02
	LIMITLESS: ROSONE ALIM. REMOTA NE	115752.02

LIMITLESS

115708.02

novalux
ITALIAN LIGHTING DESIGN SINCE 1948




Novalux S.r.l. via Marzabotto, 2 40050 Funo di Argelato (BO) Italy
Tel: +39 051 860558 · Fax +39 051 6647859 · Mail: info@novalux.it · VAT number 00536541204 · novalux.com
Company subject to the management and coordination by SLV GmbH

This technical data sheet is owned by Novalux S.r.l., all rights reserved. Novalux S.r.l. reserves the right to make changes without prior notice.
Last update: 29/5/2026, 16:26:43

ELECTRICAL ACCESSORIES

	LIMITLESS: ROSONE SOSP. 96W-48V NE	115753.02
	LIMITLESS: ROSONE SOSP. 250W-48V NE	115754.02
	LIMITLESS: KIT ALIM. TERRA 100W-48V NE	115756.02
	LIMITLESS: ROSONE PLAF. 96W-48V NE	115757.02
	LIMITLESS: ROSONE PLAF. 250W-48V NE	115758.02

DIMMABLE ACCESSORIES

	LIMITLESS: ROSONE SOSP. DALI 150W-48V NE	115755.02
	LIMITLESS: ROSONE PLAF. DALI 150W-48V NE	115759.02