

HERO PLUS

114675.02

novalux

ITALIAN LIGHTING DESIGN SINCE 1948



Features

Use: Indoor
Type of installation: WALL, RECESSED INTO PLASTERBOARD, SUSPENDED, CEILING MOUNTED, TRACK
Emission: DIRECT
Optics: SPOT
Beam: 14°
Colour: BLACK
Dimming: ON/OFF
Emergency: NO
L: 1120mm
A: 53mm
H: 69mm
Made in: ITALY
Warranty: 5 years
Weight: 3.4kg

Tech data

Luminaire input power: 29W
Luminaire luminous flux: 2332lm
IP: 40
Insulation class: I
No. of driver per product: 1
Supply voltage: 220-240V 50/60Hz
SELV: Si

Source

Light source: LED
Source power: 2x13W
Source luminous flux: 3040lm
Colour temperature: 4000K
CRI: >90
Colour tolerance: 3 Step MacAdam
LED lifespan: 50000h L90 B10

Compliance

CEI EN 60598-1:2021 + A11:2023, CEI EN 60598-2-1:2022, CEI EN 60598-2-2:2012

Standards

Photobiological risk: RISK GROUP 1 Certified fixture in RISK GROUP 1 (Low Risk)-The fixture does not pose a hazard due to normal behavioral limitations on exposure - in accordance with CEI EN 62471:2010-01, IEC TR 62778:2014.

CAM edilizia: CAM edilizia - Conforme al Decreto Ministeriale 23 giugno 2022 n.256 e 24 novembre 2025 n.256.

[HERO PLUS: View more product info](#)



Novalux S.r.l. via Marzabotto, 2 40050 Funo di Argelato (BO) Italy
Tel: +39 051 860558 · Fax +39 051 6647859 · Mail: info@novalux.it · VAT number 00536541204 · novalux.com
Company subject to the management and coordination by SLV GmbH







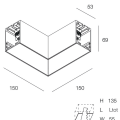
This technical data sheet is owned by Novalux S.r.l., all rights reserved. Novalux S.r.l. reserves the right to make changes without prior notice.
Last update: 9/6/2026, 16:11:06

HERO PLUS

114675.02

novalux
ITALIAN LIGHTING DESIGN SINCE 1948

COMPLETION ACCESSORIES

	HERO+: KIT DI GIUNZIONE PROFILI 1PZ	108940.99
	HERO: COPPIA TESTATE NE	108684.02
	HERO+: MOD.CIECO 280 NE	114685.02
	HERO+: MOD.CIECO 1120 NE	114686.02
	HERO+: MOD.CIECO 1400 NE	114687.02
	HERO+: MOD.CIECO 1680 NE	114688.02
	HERO+: MOD.CIECO ANG. SX DX 150 NE	114689.02

MOUNTING ACCESSORIES

	HERO: SOSPL.3000 1PZ TESTA W.G.ALTO	1086A1.99
	HERO+: SOSP L.3M REGOLA. DAL BASSO 1PZ	114694.99
	ALL-TRACK EVO: COPPIA ADATT. 3P BI	106757.01



Novalux S.r.l. via Marzabotto, 2 40050 Funo di Argelato (BO) Italy
Tel: +39 051 860558 · Fax +39 051 6647859 · Mail: info@novalux.it · VAT number 00536541204 · novalux.com
Company subject to the management and coordination by SLV GmbH

This technical data sheet is owned by Novalux S.r.l., all rights reserved. Novalux S.r.l. reserves the right to make changes without prior notice.
Last update: 9/6/2026, 16:11:06

HERO PLUS

114675.02

novalux
ITALIAN LIGHTING DESIGN SINCE 1948



ALL-TRACK EVO: COPPIA ADATT. 3P NE

106757.02



ALL-TRACK EVO: COPPIA ADATT. 3P+DALI BI

106758.01



ALL-TRACK EVO: COPPIA ADATT. 3P+DALI NE

106758.02



HERO: KIT INCASSO LED (1X)

108688.99



HERO: SPESS. CARTONG. 10MM 2PZ.

108689.99



KIT ALIMENTAZIONE L3000 3P BIA

108920.01



KIT ALIMENTAZIONE L3000 3P NE

108920.02



KIT ALIMENTAZIONE L3000 3P CAF

108920.20



KIT ALIMENTAZIONE L3000 3P CAP

108920.21



Novalux S.r.l. via Marzabotto, 2 40050 Funo di Argelato (BO) Italy
Tel: +39 051 860558 · Fax +39 051 6647859 · Mail: info@novalux.it · VAT number 00536541204 · novalux.com
Company subject to the management and coordination by SLV GmbH

This technical data sheet is owned by Novalux S.r.l., all rights reserved. Novalux S.r.l. reserves the right to make changes without prior notice.
Last update: 9/6/2026, 16:11:06