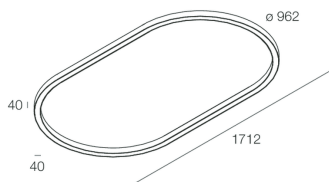


## Features

Use: Indoor  
Type of installation: WALL, SUSPENDED, CEILING MOUNTED  
Emission: DIRECT  
Optics: OPAL  
Colour: CAFFE  
Dimming: WITH ACCESSORY  
Emergency: NO  
L: 1712mm  
A: 40mm  
H: 40mm  
ø: 962mm  
Made in: ITALY  
Warranty: 5 years  
Weight: 10kg

## Tech data

Luminaire input power: 105.7W  
Luminaire luminous flux: 4916lm  
IP: 40  
Insulation class: III  
Supply voltage: MAX 1.8A  
UGR: <19  
IK: 03  
SELV: Si



## Source

Light source: LED  
Source power: 93W  
Source luminous flux: 14409lm  
Colour temperature: 4000K  
CRI: >90  
Colour tolerance: 3 Step MacAdam  
LED lifespan: 50000h L90 B10

## Compliance

CEI EN 60598-1:2021 + A11:2023, CEI EN 60598-2-1:2022





## Standards

Photobiological risk: RISK GROUP 0 Certified fixture in EXEMPT GROUP, in accordance with CEI EN 62471:2010-01, IEC TR 62778:2014.  
CAM edilizia: The product complies with the requirements for public buildings, ministerial decree of 23rd June 2022 n.256.

[ELIS: View more product info](#)



**MOUNTING ACCESSORIES**

	HALOS: ROSONE ALIM. REMOTA CAFFE	<b>105157.20</b>
	HALOS: ROSONE DOPPIA ALIM. REMOTA CAFFE	<b>105158.20</b>
	HALOS: KIT 4 CAVI SOSPENSIONE L.3000	<b>105159.99</b>
	CAVO ALIMENTAZIONE L=3000 3X1.5 TRASP	<b>109001.00</b>

**ELECTRICAL ACCESSORIES**

	HALOS: ALIMENTATORE ON/OFF	<b>105147.99</b>
	HALOS: ROSONE ALIM. ON/OFF CAFFE	<b>105149.20</b>
	HALOS: ROSONE-N ALIM. ON/OFF CAFFE	<b>105151.20</b>
	HALOS: ROSONE DOPPIA ALIM. ON/OFF CAFFE	<b>105153.20</b>
	HALOS: ROSONE-N DOPPIA ALIM ON/OFF CAFFE	<b>105155.20</b>

**DIMMABLE ACCESSORIES**

	HALOS: ALIMENTATORE DALI/PUSH	<b>105148.99</b>
---	-------------------------------	------------------



HALOS: ROSONE ALIM. DALI/PUSH CAFFE

**105150.20**



HALOS: ROSONE-N ALIM. DALI/PUSH CAFFE

**105152.20**



HALOS: ROSONE DOPPIA ALIM. DA/PUSH CAFFE

**105154.20**



HALOS: ROSONE-N DOPPIA ALIM D/PUSH CAFFE

**105156.20**