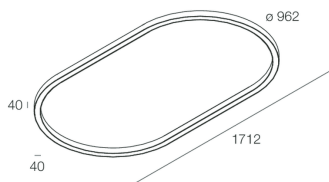


Features

Use: Indoor
Type of installation: WALL, SUSPENDED, CEILING MOUNTED
Emission: DIRECT
Optics: OPAL
Colour: CAPPUCCINO
Dimming: WITH ACCESSORY
Emergency: NO
L: 1712mm
A: 40mm
H: 40mm
ø: 962mm
Made in: ITALY
Warranty: 5 years
Weight: 10kg

Tech data

Luminaire input power: 105.7W
Luminaire luminous flux: 6195lm
IP: 40
Insulation class: III
Supply voltage: MAX 1.8A
UGR: <19
IK: 03
SELV: Si



Source

Light source: LED
Source power: 93W
Source luminous flux: 13347lm
Colour temperature: 3000K
CRI: >90
Colour tolerance: 3 Step MacAdam
LED lifespan: 50000h L80 B20

Compliance

CEI EN 60598-1:2021 + A11:2023, CEI EN 60598-2-1:2022


Standards

Photobiological risk: RISK GROUP 0 Certified fixture in EXEMPT GROUP, in accordance with CEI EN 62471:2010-01, IEC TR 62778:2014.
CAM edilizia: The product complies with the requirements for public buildings, ministerial decree of 23rd June 2022 n.256.






[View more product info](#)




MOUNTING ACCESSORIES

	HALOS: ROSONE ALIM. REMOTA CAPP	105157.21
	HALOS: ROSONE DOPPIA ALIM. REMOTA CAPP	105158.21
	HALOS: KIT 4 CAVI SOSPENSIONE L.3000	105159.99
	CAVO ALIMENTAZIONE L=3000 3X1.5 TRASP	109001.00

ELECTRICAL ACCESSORIES

	HALOS: ALIMENTATORE ON/OFF	105147.99
	HALOS: ROSONE ALIM. ON/OFF CAPP	105149.21
	HALOS: ROSONE-N ALIM. ON/OFF CAPP	105151.21
	HALOS: ROSONE DOPPIA ALIM. ON/OFF CAPP	105153.21
	HALOS: ROSONE-N DOPPIA ALIM ON/OFF CAPP	105155.21

DIMMABLE ACCESSORIES

	HALOS: ALIMENTATORE DALI/PUSH	105148.99
	HALOS: ROSONE ALIM. DALI/PUSH CAPP	105150.21





HALOS: ROSONE-N ALIM. DALI/PUSH CAPP

105152.21



HALOS: ROSONE DOPPIA ALIM. DA/PUSH CAPP

105154.21



HALOS: ROSONE-N DOPPIA ALIM D/PUSH CAPP

105156.21