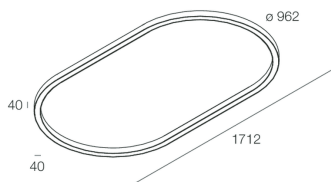


Features

Use: Indoor
Type of installation: WALL, SUSPENDED, CEILING MOUNTED
Emission: DIRECT
Optics: OPAL
Colour: BLACK
Dimming: WITH ACCESSORY
Emergency: NO
L: 1712mm
A: 40mm
H: 40mm
ø: 962mm
Made in: ITALY
Warranty: 5 years
Weight: 10kg

Tech data

Luminaire input power: 105.7W
Luminaire luminous flux: 5920lm
IP: 40
Insulation class: III
Supply voltage: MAX 1.8A
UGR: <19
IK: 03
SELV: Si



Source

Light source: LED
Source power: 93W
Source luminous flux: 12753lm
Colour temperature: 2700K
CRI: >90
Colour tolerance: 3 Step MacAdam
LED lifespan: 50000h L80 B20

Compliance





CEI EN 60598-1:2021 + A11:2023, CEI EN 60598-2-1:2022

Standards






Photobiological risk: RISK GROUP 0 Certified fixture in EXEMPT GROUP, in accordance with CEI EN 62471:2010-01, IEC TR 62778:2014.
CAM edilizia: The product complies with the requirements for public buildings, ministerial decree of 23rd June 2022 n.256.

[View more product info](#)


MOUNTING ACCESSORIES

	HALOS: ROSONE ALIM. REMOTA NERO	105157.02
	HALOS: ROSONE DOPPIA ALIM. REMOTA NERO	105158.02
	HALOS: KIT 4 CAVI SOSPENSIONE L.3000	105159.99
	CAVO ALIMENTAZIONE L=3000 2X1 NERO	109001.02

ELECTRICAL ACCESSORIES

	HALOS: ALIMENTATORE ON/OFF	105147.99
	HALOS: ROSONE ALIM. ON/OFF NERO	105149.02
	HALOS: ROSONE-N ALIM. ON/OFF NERO	105151.02
	HALOS: ROSONE DOPPIA ALIM. ON/OFF NERO	105153.02
	HALOS: ROSONE-N DOPPIA ALIM ON/OFF NERO	105155.02

DIMMABLE ACCESSORIES

	HALOS: ALIMENTATORE DALI/PUSH	105148.99
	HALOS: ROSONE ALIM. DALI/PUSH NERO	105150.02





HALOS: ROSONE-N ALIM. DALI/PUSH NERO

105152.02



HALOS: ROSONE DOPPIA ALIM. DA/PUSH NERO

105154.02



HALOS: ROSONE-N DOPPIA ALIM D/PUSH NERO

105156.02