

Features

Use: Indoor
Type of installation: WALL, RECESSED INTO PLASTERBOARD, SUSPENDED, CEILING MOUNTED, TRACK
Emission: DIRECT
Optics: SPOT
Beam: 34°
Colour: WHITE
Dimming: PUSH, DALI
Emergency: NO
L: 1120mm
A: 53mm
H: 69mm
Made in: ITALY
Warranty: 5 years
Weight: 3.4kg

Tech data

Luminaire input power: 29W
Luminaire luminous flux: 2230lm
IP: 40
Insulation class: I
No. of driver per product: 1
Supply voltage: 220-240V 50/60Hz
SELV: Si

Source

Light source: LED
Source power: 2X13W
Source luminous flux: 2750lm
Colour temperature: 3000K
CRI: >90
Colour tolerance: 3 Step MacAdam
LED lifespan: 50000h L90 B10

Compliance

CEI EN 60598-1:2021 + A11:2023, CEI EN 60598-2-1:2022, CEI EN 60598-2-2:2012

Standards








Photobiological risk: RISK GROUP 1 Certified fixture in RISK GROUP 1 (Low Risk)-The fixture does not pose a hazard due to normal behavioral limitations on exposure - in accordance with CEI EN 62471:2010-01, IEC TR 62778:2014.

CAM edilizia: CAM edilizia - Conforme al Decreto Ministeriale 23 giugno 2022 n.256 e 24 novembre 2025 n.256.


[HERO: View more product info](#)



COMPLETION ACCESSORIES

	HERO: MOD.CIECO ANG.SX 150 BIA	108677.01
	HERO: MOD.CIECO 1680 BIA	108681.01
	HERO: MOD.CIECO 1400 BIA	108680.01
	HERO: COPPIA TESTATE BIA	108684.01
	HERO: MOD.CIECO 250 BIA	108676.01
	HERO: MOD.CIECO 1120 BIA	108679.01
	HERO: MOD.CIECO ANG.DX 150 BIA	108678.01

MOUNTING ACCESSORIES

	KIT ALIMENTAZIONE L1200 5P BIA	108921.01
	HERO: SOSPL3000 1PZ TESTA W.G.BASSO	108685.99
	KIT ALIMENTAZIONE L3000 5P BIA	108922.01



HERO: STAFFA PARETE "L" BIA

108687.01



HERO: SPESS. CARTONG. 10MM 2PZ.

108689.99



HERO: SOSPL.3000 1PZ UNIONE W.G.BASSO

108686.99



ALL-TRACK: COPPIA ADATT. 3P+DALI BIA

106723.01



HERO: SOSPL.3000 1PZ TESTA W.G.ALTO

1086A1.99



HERO: KIT INCASSO LED (1X)

108688.99



HERO: SOSPL.3000 1PZ UNIONE W.G.ALTO

1086A2.99