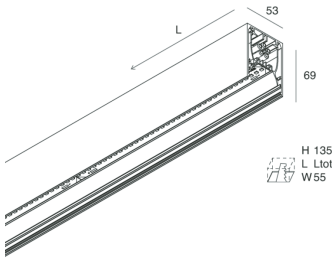


HERO

108643.21 + 108926.99

HERO: 42W 2.7K 1960 DALI CAP + HERO: DIFF. OPALE TL PER 1960

novalux
ITALIAN LIGHTING DESIGN SINCE 1948



Features

Use: Indoor
Type of installation: WALL, RECESSED INTO PLASTERBOARD, SUSPENDED, CEILING MOUNTED, TRACK
Emission: DIRECT
Optics: OPAL FULL LIGHT
Colour: CAPPUCCINO
Dimming: PUSH, DALI
Emergency: NO
L: 1960mm
A: 53mm
H: 69mm
Made in: ITALY
Warranty: 5 years
Weight: 5kg

Tech data

Luminaire input power: 48.3W
Luminaire luminous flux: 3730lm
IP: 40
Insulation class: I
No. of driver per product: 2
Supply voltage: 220-240V 50/60Hz
SELV: Si

Source

Light source: LED
Source power: 42W
Colour temperature: 2700K
CRI: >90
Colour tolerance: 3 Step MacAdam
LED lifespan: 50000h L90 B10

Compliance

CEI EN 60598-1:2021 + A11:2023, CEI EN 60598-2-1:2022, CEI EN 60598-2-2:2012

Standards

Photobiological risk: RISK GROUP 0 Certified fixture in EXEMPT GROUP, in accordance with CEI EN 62471:2010-01, IEC TR 62778:2014.
CAM edilizia: CAM edilizia - Conforme al Decreto Ministeriale 23 giugno 2022 n.256 e 24 novembre 2025 n.256.

[HERO: View more product info](#)



Novalux S.r.l. via Marzabotto, 2 40050 Funo di Argelato (BO) Italy
Tel: +39 051 860558 · Fax +39 051 6647859 · Mail: info@novalux.it · VAT number 00536541204 · novalux.com
Company subject to the management and coordination by SLV GmbH

This technical data sheet is owned by Novalux S.r.l., all rights reserved. Novalux S.r.l. reserves the right to make changes without prior notice.
Last update: 9/6/2026, 17:28:09

HERO

108643.21 + 108926.99

HERO: 42W 2.7K 1960 DALI CAP + HERO: DIFF. OPALE TL PER 1960

novalux
ITALIAN LIGHTING DESIGN SINCE 1948



Features

Optics: OPAL FULL LIGHT

L: 1960mm

A: 52.5mm

H: 15mm

Made in: ITALY

Warranty: 5 years

Weight: 0.13kg

Tech data

IP: 40

SELV: No



Novalux S.r.l. via Marzabotto, 2 40050 Funo di Argelato (BO) Italy
Tel: +39 051 860558 · Fax +39 051 6647859 · Mail: info@novalux.it · VAT number 00536541204 · novalux.com
Company subject to the management and coordination by SLV GmbH

This technical data sheet is owned by Novalux S.r.l., all rights reserved. Novalux S.r.l. reserves the right to make changes without prior notice.
Last update: 9/6/2026, 17:28:09









HERO

108643.21 + 108926.99



HERO: 42W 2.7K 1960 DALI CAP + HERO: DIFF. OPALE TL PER 1960

novalux
ITALIAN LIGHTING DESIGN SINCE 1948

COMPLETION ACCESSORIES

	HERO: MOD.CIECO ANG.SX 150 CAP	108677.21
	HERO: MOD.CIECO 1120 CAP	108679.21
	HERO: MOD.CIECO 1680 CAP	108681.21
	HERO: TESTATA OPALE PER SCHERMO TL 2PZ	108930.99
	HERO: COPPIA TESTATE CAP	108684.21
	HERO: MOD.CIECO 1400 CAP	108680.21
	HERO: MOD.CIECO 250 CAP	108676.21
	HERO: MOD.CIECO ANG.DX 150 CAP	108678.21


MOUNTING ACCESSORIES

	KIT ALIMENTAZIONE L1200 5P BIA	108921.01
	HERO: SOSPL3000 1PZ TESTA W.G.BASSO	108685.99



Novalux S.r.l. via Marzabotto, 2 40050 Funo di Argelato (BO) Italy
Tel: +39 051 860558 · Fax +39 051 6647859 · Mail: info@novalux.it · VAT number 00536541204 · novalux.com
Company subject to the management and coordination by SLV GmbH

This technical data sheet is owned by Novalux S.r.l., all rights reserved. Novalux S.r.l. reserves the right to make changes without prior notice.
Last update: 9/6/2026, 17:28:09

	KIT ALIMENTAZIONE L3000 5P BIA	108922.01
	HERO: SPESS. CARTONG. 10MM 2PZ.	108689.99
	HERO: SOSPL.3000 1PZ UNIONE W.G.BASSO	108686.99
	ALL-TRACK: COPPIA ADATT. 3P+DALI NER	106723.02
	KIT ALIMENTAZIONE L1200 5P CAP	108921.21
	ALL-TRACK: COPPIA ADATT. 3P+DALI BIA	106723.01
	HERO: SOSPL.3000 1PZ TESTA W.G.ALTO	1086A1.99
	HERO: KIT INCASSO LED (1X)	108688.99
	KIT ALIMENTAZIONE L3000 5P CAP	108922.21
	HERO: SOSPL.3000 1PZ UNIONE W.G.ALTO	1086A2.99
	HERO: STAFFA PARETE "L" CAP	108687.21