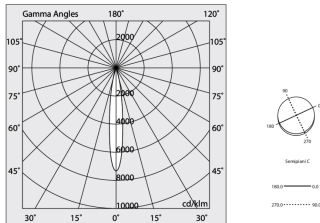
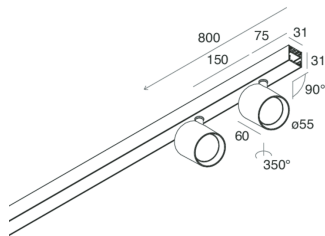


P-30 PCB

105811.20

novalux
ITALIAN LIGHTING DESIGN SINCE 1948



Features

Use: Indoor
Type of installation: SUSPENDED, CEILING MOUNTED
Emission: ADJUSTABLE
Optics: SPOT
Beam: 14°
Colour: CAFFE
Dimming: NO
Emergency: NO
L: 800mm
A: 31mm
H: 31mm
Made in: ITALY
Warranty: 5 years
Weight: 1.57kg

Tech data

Luminaire input power: 19.6W
Luminaire luminous flux: 1712lm
IP: 20
Insulation class: I
No. of driver per product: 1
Supply voltage: 220-240V 50/60Hz
SELV: Si

Source

Light source: LED
Source power: 18W
Source luminous flux: 2030lm
Colour temperature: 3000K
CRI: >90
Colour tolerance: 2 Step MacAdam
LED lifespan: 50000h L80 B20

Compliance

CEI EN 60598-1:2021 + A11:2023, CEI EN 60598-2-1:2022

Standards

Photobiological risk: RISK GROUP 1 Certified fixture in RISK GROUP 1 (Low Risk)-The fixture does not pose a hazard due to normal behavioral limitations on exposure - in accordance with CEI EN 62471:2010-01, IEC TR 62778:2014.

CAM edilizia: The product complies with the requirements for public buildings, ministerial decree of 23rd June 2022 n.256.

[P-30 PCB: View more product info](#)



Novalux S.r.l. via Marzabotto, 2 40050 Funo di Argelato (BO) Italy
Tel: +39 051 860558 · Fax +39 051 6647859 · Mail: info@novalux.it · VAT number 00536541204 · novalux.com
Company subject to the management and coordination by SLV GmbH

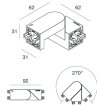

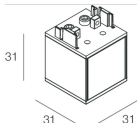

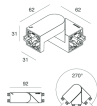



This technical data sheet is owned by Novalux S.r.l., all rights reserved. Novalux S.r.l. reserves the right to make changes without prior notice.
Last update: 9/6/2026, 16:29:04

P-30 PCB

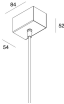

105811.20

novalux
ITALIAN LIGHTING DESIGN SINCE 1948

COMPLETION ACCESSORIES

	P-30: SNODO 3P PER PCB/STRIP CAFFE	105853.20
	P-30: COVER ANGOLO L CAFFE	103329.20
	P-30: TESTATA PER INSTALL.VERT. CAF	1058D8.20
	P-30: ANGOLO T PLAFONE-SOSP CAFFE	103331.20
	P-30: SNODO NO CAVI CAFFE	105854.20
	P-30: COVER ANGOLO T CAFFE	103333.20
	P-30: ANGOLO L PLAFONE-SOSP-PARETE CAFFE	103327.20
	P-30: TESTATE PLAF/SOSP/PAR/SPOT CAFFE	103361.20

MOUNTING ACCESSORIES

	P-30: ROSONE LATER. ALIM L=1200 3P BIA	103320.01
	P-30: CAVO DI SOSPENSIONE	103318.99



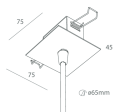
Novalux S.r.l. via Marzabotto, 2 40050 Funo di Argelato (BO) Italy
Tel: +39 051 860558 · Fax +39 051 6647859 · Mail: info@novalux.it · VAT number 00536541204 · novalux.com
Company subject to the management and coordination by SLV GmbH

This technical data sheet is owned by Novalux S.r.l., all rights reserved. Novalux S.r.l. reserves the right to make changes without prior notice.
Last update: 9/6/2026, 16:29:04

P-30 PCB

105811.20

novalux
ITALIAN LIGHTING DESIGN SINCE 1948



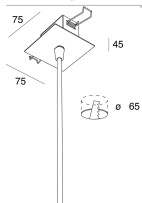
P-30: ROSONE QDR CARTON. L1200 3P CAFFE

103319.20



P-30: ROSONE LATER. ALIM L1200 3P CAFFE

103320.20



P-30: ROSONE QDR CARTON. L=1200 3P BIA

103319.01



Novalux S.r.l. via Marzabotto, 2 40050 Funo di Argelato (BO) Italy
Tel: +39 051 860558 · Fax +39 051 6647859 · Mail: info@novalux.it · VAT number 00536541204 · novalux.com
Company subject to the management and coordination by SLV GmbH

This technical data sheet is owned by Novalux S.r.l., all rights reserved. Novalux S.r.l. reserves the right to make changes without prior notice.
Last update: 9/6/2026, 16:29:04