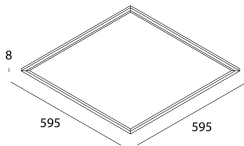


THE PANEL 3

1020B1.01

novalux
ITALIAN LIGHTING DESIGN SINCE 1948



Features

Use: Indoor
Type of installation: RECESSED INTO PLASTERBOARD, SUSPENDED, CEILING MOUNTED
Emission: DIRECT
Optics: OPAL
Colour: WHITE
Dimming: DALI2, PUSH
Emergency: WITH ACCESSORY
L: 595mm
A: 595mm
H: 12mm
Warranty: 5 years
Weight: 3kg

Tech data

Luminaire input power: 39W
Luminaire luminous flux: 5015lm
Luminous flux in emergency: 1h: 11% / 3h: 4%
IP: 40
Insulation class: II
No. of driver per product: 1
Supply voltage: 1050mA driver included
UGR: <19
IK: 7
SELV: Si

Source

Light source: LED
Source power: 36W
Colour temperature: 4000K
CRI: >80
LED lifespan: 50000h L90 B10

Compliance

CEI EN 60598-1:2021 + A11:2023, CEI EN 60598-2-1:2022, CEI EN 60598-2-2:2012

Standards

Photobiological risk: RISK GROUP 0 Certified fixture in EXEMPT GROUP, in accordance with CEI EN 62471:2010-01, IEC TR 62778:2014.
CAM edilizia: CAM edilizia - Conforme al Decreto Ministeriale 23 giugno 2022 n.256 e 24 novembre 2025 n.256.

[THE PANEL 3: View more product info](#)



Novalux S.r.l. via Marzabotto, 2 40050 Funo di Argelato (BO) Italy
Tel: +39 051 860558 · Fax +39 051 6647859 · Mail: info@novalux.it · VAT number 00536541204 · novalux.com
Company subject to the management and coordination by SLV GmbH

This technical data sheet is owned by Novalux S.r.l., all rights reserved. Novalux S.r.l. reserves the right to make changes without prior notice.
Last update: 29/5/2026, 16:23:46

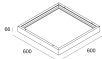
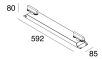
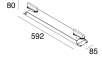

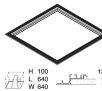
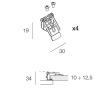

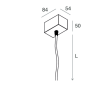
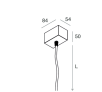
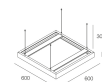

THE PANEL 3

1020B1.01

novalux

ITALIAN LIGHTING DESIGN SINCE 1948

MOUNTING ACCESSORIES

	BACKLIT: BOX PER INST. PLAF. 600X600 BIA	113610.01
	THE PANEL 3: KIT PER BIN.600X600 3P	1020B6.01
	THE PANEL 3: KIT BIN.600X600 3P+DALI	1020B8.01
	THE PANEL 3: KIT ANTIC. L3000 +MORS.	1020C0.99
	THE PANEL 2: KIT INST.INC.RAS.CART.600	102028.99
	THE PANEL 3: KIT MOLLE INC.CART.600/1200	1020B4.99
	THE PANEL 3: KIT SOSP.600/1200 CAVI 4X3M	1020B5.99
	KIT ALIMENTAZIONE L3000 3P BIA	108920.01
	KIT ALIMENTAZIONE L3000 5P BIA	108922.01
	BACKLIT: BOX PER INST. SOSP. 600X600 BIA	113637.01
	THE PANEL 3: KIT GIUNTI NON SOSPESI	1020C1.99



Novalux S.r.l. via Marzabotto, 2 40050 Funo di Argelato (BO) Italy
Tel: +39 051 860558 · Fax +39 051 6647859 · Mail: info@novalux.it · VAT number 00536541204 · novalux.com
Company subject to the management and coordination by SLV GmbH

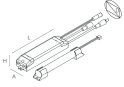
This technical data sheet is owned by Novalux S.r.l., all rights reserved. Novalux S.r.l. reserves the right to make changes without prior notice.
Last update: 29/5/2026, 16:23:46

THE PANEL 3

1020B1.01

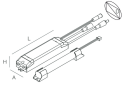
novalux
ITALIAN LIGHTING DESIGN SINCE 1948

EMERGENCY ACCESSORIES



THE PANEL 2: EMER.INC.1H 10/54VDC

1020A4.99



THE PANEL 2: EMER.INC.3H 10/54VDC

1020A5.99



Novalux S.r.l. via Marzabotto, 2 40050 Funo di Argelato (BO) Italy
Tel: +39 051 860558 · Fax +39 051 6647859 · Mail: info@novalux.it · VAT number 00536541204 · novalux.com
Company subject to the management and coordination by SLV GmbH

This technical data sheet is owned by Novalux S.r.l., all rights reserved. Novalux S.r.l. reserves the right to make changes without prior notice.
Last update: 29/5/2026, 16:23:46