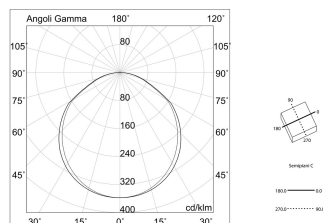
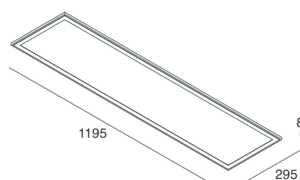


THE PANEL 2

102098.01

novalux

ITALIAN LIGHTING DESIGN SINCE 1948



Features

Use: Indoor

Type of installation: RECESSED INTO PLASTERBOARD, SUSPENDED, CEILING MOUNTED

Emission: DIRECT

Colour: WHITE

Dimming: PUSH, DALI

Emergency: WITH ACCESSORY

L: 1195mm

A: 295mm

H: 10mm

Warranty: 5 years

Weight: 3kg

Tech data

Luminaire input power: 39W

Luminaire luminous flux: 3343lm

Luminous flux in emergency: 1h: 12% / 3h: 5

IP: 40

Insulation class: II

No. of driver per product: 1

Supply voltage: 950mA driver incluso

UGR: <19 4H-8H S=0,25

IK: 07

SELV: Si

Source

Light source: LED

Source power: 35W

Source luminous flux: 4020lm

Colour temperature: 3000K

CRI: >80

Colour tolerance: 3 Step MacAdam

LED lifespan: 50000h L80 B20

Compliance

CEI EN 60598-1:2021 + A11:2023, CEI EN 60598-2-1:2022, CEI EN 60598-2-2:2012

Standards

Photobiological risk: RISK GROUP 0 Certified fixture in EXEMPT GROUP, in accordance with CEI EN 62471:2010-01, IEC TR 62778:2014.

CAM edilizia: The product complies with the requirements for public buildings, ministerial decree of 23rd June 2022 n.256.

[View more product info](#)



Novalux S.r.l. via Marzabotto, 2 40050 Funo di Argelato (BO) Italy
Tel: +39 051 860558 · Fax +39 051 6647859 · Mail: info@novalux.it · VAT number 00536541204 · novalux.com
Company subject to the management and coordination by SLV GmbH

This technical data sheet is owned by Novalux S.r.l., all rights reserved. Novalux S.r.l. reserves the right to make changes without prior notice.
Last update: 14/11/2024, 18:23:27

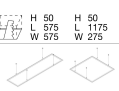
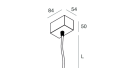
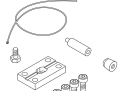
THE PANEL 2

102098.01

novalux

ITALIAN LIGHTING DESIGN SINCE 1948

MOUNTING ACCESSORIES

	BOX PER INST. PLAFONE THE PANEL 1200X300	102087.01
	THE PANEL 2: KIT PER BIN.1200X300 3P	102054.01
	THE PANEL 2: KIT BIN.1200X300 3P+DALI	102056.01
	THE PANEL: STAFFE PLAFONE 600/1200	16213.99
	THE PANEL 2: KIT ANTIC. L3000 +MORS.	102031.99
	THE PANEL 2: KIT INST.INC.RAS.CART.1200	102029.99
	THE PANEL: KIT MOLLE INC.CART.600/1200	16215.99
	THE PANEL: KIT SOSP.600/1200 CAVI 4X3MT	16223.99
	KIT ALIMENTAZIONE L1200 5P BIA	108921.01
	KIT ALIMENTAZIONE L3000 5P BIA	108922.01
	THE PANEL: N.2 GIUNTI+N.2 SOSP.L3000 AN.	16227.96
	THE PANEL: N.2 GIUNTI NON SOSPESI	16232.96



Novalux S.r.l. via Marzabotto, 2 40050 Funo di Argelato (BO) Italy
Tel: +39 051 860558 · Fax +39 051 6647859 · Mail: info@novalux.it · VAT number 00536541204 · novalux.com
Company subject to the management and coordination by SLV GmbH

This technical data sheet is owned by Novalux S.r.l., all rights reserved. Novalux S.r.l. reserves the right to make changes without prior notice.
Last update: 14/11/2024, 18:23:27

THE PANEL 2

102098.01

novalux
ITALIAN LIGHTING DESIGN SINCE 1948



THE PANEL: SNODO 300 BIANCO NO SOSP.

16234.01

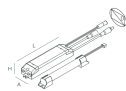


4x

THE PANEL: N.4 SOSP. SNODATE L3000

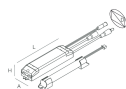
16230.99

EMERGENCY ACCESSORIES



THE PANEL 2: EMER.INC.1H 10/54VDC

1020A4.99



THE PANEL 2: EMER.INC.3H 10/54VDC

1020A5.99



Novalux S.r.l. via Marzabotto, 2 40050 Funo di Argelato (BO) Italy
Tel: +39 051 860558 · Fax +39 051 6647859 · Mail: info@novalux.it · VAT number 00536541204 · novalux.com
Company subject to the management and coordination by SLV GmbH

This technical data sheet is owned by Novalux S.r.l., all rights reserved. Novalux S.r.l. reserves the right to make changes without prior notice.
Last update: 14/11/2024, 18:23:27